



**CENTURION**

**PRODUCT  
CATALOGUE**

**Access Automation  
2014 • 2015**



Sliding Gate Operators	6	
Swing Gate Operators	36	
Traffic Barrier Systems	56	
Garage Door Operators	72	
Roller-Shutter Operators	80	
Intercom Systems	92	
GSM Devices	106	
Transmitters and Receivers	118	
Access Control	128	
Infrared Safety Beams	150	
Inductive Loop Detectors	156	
Controllers and Ancillary Electronics	160	



# Why CENTURION?

## About CENTURION

Centurion Systems is an industry-leading gate automation and access control company, manufacturing as well as distributing a wide range of products including sliding and swing gate operators, keypads, remote controls, traffic barriers and accessories, proximity access control, GSM devices and intercoms. We boast a dedicated R & D department with a crack team of fully-qualified engineers who conduct product development in-house, and we pride ourselves on our unrivalled after-sales support, devotion to quality and the personal touch evident in each and every product that we sell. Our award-winning product range includes a number of world-first technological advancements, including the revolutionary ChronoGuard timer technology as well as the Beam Alarm feature set found on our D-Series range of gate operators.

Centurion Systems also takes great pride in our Training Department, who take gigantic strides towards ensuring that all our clients and staff are comfortable and familiar with our products. We currently export to over 50 countries worldwide including New Zealand, the United Kingdom and several countries in Africa and the East, and we are accredited with the prestigious ISO9001-2000 quality assurance certification. In addition to this, our design engineers have taken great care to ensure that our gate motors are compliant with most operating standards, including CE and UL325.

Lastly, our products have been designed with the express purpose of making life easier for installers, and that is why we continuously innovate to make the installation process a genuinely pleasurable and hassle-free experience.

Removable terminal strips, intuitive LCD interfaces and web-based operating platforms are just some of the ways in which we strive to facilitate ease of installation and administration of our products.

## Key Technologies

CENTURION products feature a host of industry-leading technologies, all conducive to greater security, greater convenience and superior functionality. Just some of the advanced technologies found in our products are:

- **ChronoGuard** – a world-first timer technology that allows the user to set a myriad Auto-activation and Time-barring functions using the onboard Real Time Clock and Calendar, which tracks the date up to the year 2099
- **Intruder-detection Alarms** – The novel feature-set – consisting of the Beam Alarm and Ambush Alarm - ups the security ante even further by providing an audible output when the infrared gate safety beams are obstructed, or remain interrupted for a pre-defined period of time
- **Code-hopping technology** – CENTURION remote controls are equipped with code-hopping encoders which process the outgoing transmission through a sophisticated encryption engine, making copying and cloning impossible. No two transmitted codes will ever be alike
- **Onboard diagnostics** – Our D-Series range provides both audible and visual feedback of the gate status at any given time. In addition, a designated diagnostic screen makes fault-finding a breeze
- **High-volume capability** – CENTURION operators are designed to work hard, and work hard they do – with some operators such as the SECTOR traffic barrier being capable of performing in excess of 3000 operations every single day

## Awards

Throughout our proud history, dating back to 1986, we've always been driven by innovation and a yearning for true excellence. This inborn desire to be the undisputed best in the field of access automation is evident in the range of CENTURION products that have received rewards.



- In 2002, our remote control range garnered the SABS Design Institute's prestigious Design Excellence Award for its attractive and functional design and ergonomic button placement
- In 2004, Centurion Systems was the winner of a Sustainable Growth Award in the 5-year Private Company category
- The POLOphone intercom system, with its revolutionary and undeniably stylish handset design, earned Centurion Systems yet another award in 2006 in the form of a second SABS Design Institute Design Excellence Award
- A mere year later, in 2007, Centurion Systems MD Pat Dickens was awarded the Emerging Entrepreneur Award for his part in establishing Centurion Systems as a player in the local and global economy
- 2009 saw Centurion Systems receive a third Design Excellence Award, this time for the VECTOR2 swing gate operator
- Our brainy, brawny D10 industrial sliding gate operator was a finalist at the IFSEC 2010 Security Industry Awards
- Proving that dynamite truly does come in small packages, the D2 Turbo domestic sliding gate operator is chosen as a finalist in the IFSEC 2011 Security Industry Awards

## Values

Centurion Systems is a company driven by values, and we subscribe to the following Vision and Mission statements:

**Vision:** To be the best access automation company in the world

**Mission:**

- Delight our customers with world class products and services
- Be the employer and employee of choice
- Grow through continuous improvement
- Care for our environment

## 24 Month Warranty

Centurion Systems stands by its products with an industry-leading 24 month warranty on all products manufactured by us.

For a full list of Terms and Conditions, please visit our website [www.CentSys.com](http://www.CentSys.com).



1986



1990



1995



1999



2009



# SLIDING GATE OPERATORS

Centurion Systems' range of technologically advanced sliding gate operators have been designed to automate virtually any sliding gate and suit a wide variety of applications; from private residences where the gate is only operated infrequently, to large complexes, businesses and industrial installations where the gate could almost be used constantly. Each and every operator offers functionality far beyond the scope of simply opening and closing your gate, putting a world of control literally at your fingertips.



## Sliding Gate Operator Quick Selection Guide

This quick selection guide will help you to select the perfect CENTURION for you or your client's sliding gate by providing the differentiating features and key specifications of each.



	D2 Turbo	D2 Turbo Low-Voltage	D5-Evo
Input voltage	90V - 240V AC	10V - 20V AC 10V - 28V DC	90V - 240V AC
Mains power required at gate	√	-	√
Gate mass – maximum	250kg	250kg	500kg
Gate speed – maximum	24m/min	24m/min	22m/min
Duty cycle – mains present	50% <sup>1</sup>	50% <sup>1</sup>	50% <sup>1</sup>
Daily operations - maximum	10 <sup>2</sup>	10 <sup>2</sup>	150 <sup>2</sup>
Interface type	Dial-based	Dial-based	LCD
Time-barring and automatic activation	-	-	√
Onboard multichannel receiver	√	√	√

1. Based on a 25° ambient temperature and unit not in direct sunlight

2. Battery-driven typically using a 7Ah (5Ah – D2 Turbo/D2 Turbo Low-Voltage) battery and a charger (battery can be upgraded for greater power failure autonomy – mounted separately). Solar power may also be used.

3. With a brush replacement interval of two years



D5-Evo Low-Voltage	D10	D10 Turbo	A10 Endurance	A10 Heavyweight
15V - 19V AC	90V - 240V AC	90V - 240V AC	220V - 240V AC	220V - 240V AC
-	√	√	√	√
500kg	1000kg	1000kg	Standard speed 1000kg	Sprint Speed
22m/min	26m/min	50m/min (varies with load)	Sprint speed 600kg	Sprint speed
20% <sup>1</sup>	25% <sup>1</sup>	45% <sup>1</sup>	Standard speed 16m/min	Sprint speed 30m/min
30 <sup>2</sup>	750 <sup>2, 3</sup>	750 <sup>2, 3</sup>	80%	80%
LCD	LCD	LCD	Only limited by duty cycle	Only limited by duty cycle
√	√	√	LED-based	LED-based
√	√	√	-	-
√	√	√	-	-

## D2 Turbo

### Domestic Sliding Gate Operator

Product Code: **D2TB0000V2**

The **D2 Turbo** is a high-speed, cost-effective operator for domestic gates weighing up to 250kg, with a maximum speed of 24 metres per minute and powerful push force of 18kgf. This operator is exceptionally quick and easy to install and set up, with all settings easily configurable via two dials on the controller.

With loads of features, the **D2 Turbo** is the complete motor for a standard, domestic four metre gate.

### Main Features

#### Mechanical Features

- Battery backup
- Turbo speed for greater security and convenience
- Tough-as-nails steel pinion
- Very easy to install and set up, saving you time and money
- Easy mounting with a revolutionary jacking system
- Lockable, easy manual override
- Stylish design enhances any entrance
- Modular components clip together for easy maintenance

#### Electronic Features

- Simple user interface makes changing setup child's play
- Ant-proof controller housing with removable terminals
- Multiple Modes of Operation with enhanced user interface for exceptionally easy and versatile installation
- Adaptive Collision Sensing – intelligent enough to adapt to changes in the track, but sensitive enough to keep your loved ones safe
- Opening and Closing Safety Beam Inputs with beam circuit functional test

- High-security cleared beam Autoclose, in conjunction with Safety Beams (PIRAC)
- Automatic closing with adjustable time delay, and pushbutton override
- Remote gate-status indicator (gate position, power failure, low battery, multiple collision detection and Pillar Light Status indication)
- Pedestrian Opening
- Holiday Lockout
- Courtesy/Pillar Light (fixed duration), with pre-delays and two Pre-flashing Modes
- Selectable gate speed modes – Low Speed/High Speed (High Speed is the default)
- Positive Close Mode (e.g. to ensure activation of electric fence contact switch)
- Onboard multichannel CENTURION code-hopping receiver with the ability to learn remote control buttons to specific functions (e.g. Gate Trigger, Pedestrian Opening, Holiday Lockout)

### Technical Specifications

Technical Data	D2 Turbo
Input voltage <sup>1</sup>	90V– 240V AC ±10%, 50Hz
Motor voltage	12V DC
Motor power supply <sup>2</sup>	Battery-driven (standard capacity - 12V 5Ah)
Battery charger <sup>1</sup>	1A @ 14.2V (charging voltage - 13.76V)
Current consumption (mains)	70mA
Current consumption (motor at rated load)	8A
Operator push force - starting	18kgf
Operator push force - rated	9kgf
Gate mass – maximum	250kg
Gate length - maximum	20m
Gate speed (varies with load) <sup>3</sup>	24m/min
Manual override	Lockable with key release
Life expectancy of electric motor	20 (10 year life expectancy if operated only 10 times per day)
Duty cycle – mains present <sup>4</sup>	50%
Operations in standby with 5Ah battery	
Half day <sup>5</sup>	30
Full day <sup>5</sup>	15
Collision sensing	Electronic
Operating temperature range	-15°C to +50°C
Onboard receiver type	CENTURION code-hopping, multichannel output
Receiver code storage capacity	32 transmitter buttons
Receiver frequency	433MHz
Degree of protection	IP54
Mass of unit packed (with standard kit, but excluding rack and battery)	4.83kg
Packaging dimensions (with standard kit, but excluding rack and battery)	Width: 255mm x Depth: 188mm x Height: 333mm

1. Can operate off a solar supply, consult Centurion Systems for assistance
2. Can increase battery capacity for longer standby times
3. Gate operating speed can be configured to run at a slower, 16m/min, depending on the requirements of individual installations

4. Based on 25°C ambient temperature and unit not in direct sunlight; based on an operator push force of less than 50% of rated
5. Based on 4m gate with no external accessories such as infrared Safety Beams



**DOMESTIC  
SLIDING GATE  
OPERATOR FOR  
250KG GATES**

## D2 Turbo Low-Voltage Domestic Sliding Gate Operator

Product Code: **D2TSPCLD02**

A low-voltage operator for domestic gates weighing up to 250kg, designed specifically for sites with no mains at the gate to reduce installation costs while delivering outstanding reliability, comprehensive functionality and selectable high or standard speeds. With the **D2 Turbo Low-Voltage**, there is no need for costly high-voltage cable runs and expensive isolators, simply use a low-voltage step-down transformer or solar power supply.

### Main Features

#### Mechanical Features

- Battery backup
- Turbo speed for greater security and convenience
- Tough-as-nails steel pinion
- Very easy to install and set up, saving you time and money
- Easy mounting with a revolutionary jacking system
- Lockable, easy manual override
- Stylish design enhances any entrance
- Modular components clip together for easy maintenance

#### Electronic Features

- Low-voltage AC or DC input - perfect for installations where there is no mains power at the gate
- Incredibly cost-effective solution
- Solar power-ready - energy-efficient, environmentally friendly and offering greater autonomy
- Opening and Closing Safety Beam Inputs with beam circuit functional test
- High-security cleared beam Autoclose, in conjunction with Safety Beams (PIRAC)

- Multiple Modes of Operation: Standard Mode, Open Only Mode, Reversing Mode, and two operator Pre-flashing Modes
- Automatic closing with adjustable time delay, and pushbutton override
- Remote gate-status indicator (gate position, power failure, low battery, multiple collision detection and Pillar Light Status indication)
- Pedestrian Opening
- Holiday Lockout
- Courtesy/Pillar Light (fixed duration), with pre-delays and two Pre-flashing Modes
- Selectable gate speed modes – Low Speed/High Speed (High Speed is the default)
- Positive Close Mode (e.g. to ensure activation of electric fence contact switch)
- Onboard multichannel CENTURION code-hopping receiver with the ability to learn remote control buttons to specific functions (e.g. Gate Trigger, Pedestrian Opening, Holiday Lockout)

### Technical Specifications

Technical Data	D2 Turbo Low-Voltage	
Input voltage <sup>1</sup>	10V - 20V AC ±10%, 50Hz; 10V - 28V DC	
	Voltage output: 13.76V DC	
Battery charger amperage output (dependent on PSU input voltage)	10V AC input	400mA output
	20V AC input	1A output
	10V DC input	200mA output
	28V DC input	1A output
Motor voltage	12V DC	
Motor power supply <sup>2</sup>	Battery-driven (standard capacity - 12V 5Ah)	
Current consumption (motor at rated load)	8A	
Operator push force - starting	18kgf	
Operator push force - rated	9kgf	
Gate mass – maximum	250kg	
Gate length - maximum	20m	
Gate speed (varies with load) <sup>3</sup>	24m/min	
Manual override	Lockable with key release	
Life expectancy of electric motor	20 (10 year life expectancy if operated only 10 times per day)	
Duty cycle – mains present <sup>4</sup>	50%	
Operations in standby with 5Ah battery		
Half day <sup>5</sup>	30	
Full day <sup>5</sup>	15	
Collision sensing	Electronic	
Operating temperature range	-15°C to +50°C	
Onboard receiver type	CENTURION code-hopping, multichannel output	
Receiver code storage capacity	32 transmitter buttons	
Receiver frequency	433MHz	
Degree of protection	IP54	
Mass of unit packed (with standard kit, but excluding rack and battery)	4.83kg	
Packaging dimensions (with standard kit, but excluding rack and battery)	Width: 255mm x Depth: 188mm x Height: 333mm	

1. Can operate directly off a solar supply, consult Centurion Systems for assistance
2. Can increase battery capacity for longer standby times
3. Gate operating speed can be configured to run at a slower, 16m/min, depending on the requirements of individual installations

4. Based on 25°C ambient temperature and unit not in direct sunlight; based on an operator push force of less than 50% of rated
5. Based on 4m gate with no external accessories such as infrared Safety Beams




# A legacy in STEEL



## Cabling Requirements

- 1. **D2 Turbo:** 220V - 240V AC mains cable via double mains isolator switch (3 core LNE 1.5mm<sup>2</sup> SWA)  
**D2 Turbo Low-Voltage:** 10V - 20V AC or 10-28V DC cable via transformer in dwelling 1
  - Optional Wiring (all cable is multi-stranded):**
  - 2. Intercom, cable from control box to dwelling (n1 6 + 6 core 2 0.5mm<sup>2</sup> multi-stranded) or cable from control box to entry panel (n2 6 0.5mm<sup>2</sup> multi-stranded)
  - 3. Infrared Safety Beams (3 core 0.5mm<sup>2</sup> multi-stranded)
  - 4. Access control device (3 core 0.5mm<sup>2</sup> multi-stranded 4)
  - 5. Pedestrian keyswitch (2 core 0.5mm<sup>2</sup> multi-stranded) or
  - 6. Keypad (3 core 0.5mm<sup>2</sup> multi-stranded)
  - 7. External radio receiver (3 core 0.5mm<sup>2</sup> multi-stranded 5)
  - 8. Pillar Lights (3 core LNE SWA 2, size according to power requirements)
  - 9. Inductive loop detector for free-exit (1 core 0.5mm<sup>2</sup> multi-stranded - silicone-coated 6)
1. Possibly increase cable thickness if Pillar Lights are to be installed
2. SWA - steel wire armoured. Type of cable must adhere to municipal bylaws and preferably be screened. Screening provides better protection against lightning - earth one end of the screening
3. Allows for all features such as Pedestrian Opening, Status LED, etc. to be operated from the intercom handset inside the dwelling
4. Number of cores and type of cable could vary depending on the brand of access control system being used
5. For optimum range an external radio receiver can be mounted on the wall
6. Number of cores required by the intercom



We associate the word 'steel' with ruggedness, durability and longevity. In popular culture alone there are countless examples of 'steel' being a synonym for resilience. Just think about it: there's a reason that Superman is called the Man of Steel and not, say, the Man of Silk.

It's a simple equation: steel equals strength. Case in point, we recently replaced the nylon pinion on our domestic sliding gate motor, the D2 Turbo, with a tough-as-nails steel one.

The benefits sprouting forth from this improvement are two-fold:

Firstly, the D2 Turbo can now be easily retrofitted on sites where steel rack has been attached to the gate. Historically, this would have necessitated replacing the original rack with a nylon or RAZ variant, but the steel pinion does not discriminate against rack based on what material it is constructed from. It's open-minded like that.

The second, and perhaps more obvious, improvement is to the longevity of the pinion itself. One must remember that the pinion spends a considerable amount of time in mechanical liaison with the rack - a liaison which involves movement - and over time lesser materials will invariably start wearing the scars of this automated waltz. Steel, however, by its very nature is intended to take a beating and will retain its shape and splendour after thousands and thousands of cycles.

For more evidence that dynamite comes in small packages, check out the D2 Turbo page on our website.





## D5-Evo

### Light-industrial Sliding Gate Operator

Product Code: **D5RB0000V6**

The light-industrial **D5-Evo** is an evolution of the tried and tested D5, 500kg operator for domestic and light-industrial applications. Potent push force, along with intelligent speed control and smooth opening and closing, makes the **D5-Evo** the automatic choice for large private residences and townhouse complexes requiring reliable, feature-rich gate automation.

#### Main Features

##### Mechanical Features

- Battery backup
- Lockable, easy manual override
- Custom-engineered gearbox molded from durable engineering polymer

##### Electronic Features

- LCD interface – exceptionally easy setup with visual and audible fault-finding and notification
- Advanced diagnostic screens indicating:
  - Battery-low
  - Battery charge level
  - Fuse blown
  - High current draw
  - Details of the last transmitter activated
  - Health of the drive electronics
  - Currently activated gate inputs
- See Diagnostics Made Easy for further details

- Local test button can be deactivated for added security
- Sensitive anti-crushing protection for greater safety
- Integrated ChronoGuard timer functionality (a world first) – Time-barring and Auto-activation features for switching on Pillar Lights, deactivating ground loops, etc.
- Multiple operating features including Intruder-detection Alarm Modes (a world first)
- Onboard CENTURION code-hopping multichannel receiver incorporating the following functionality:
  - Selective add and delete
  - Onboard receiver can be disabled
  - 500 transmitter button memory
  - Automatic maintenance features like Delete-Not-Present
- Opening and Closing Safety Beam Inputs
- Integrated Beam Test hardware to ensure the beams are always working correctly

#### Technical Specifications

Technical Data	D5-Evo	
Input voltage <sup>1</sup>	90V - 240V AC ±10%, 50Hz	
Current consumption (mains)	170mA	
Battery charger amperage output (dependent on PSU input voltage)	90V AC input	1A output
	240V AC input	2.2A output
Motor voltage	12V DC	
Motor power supply <sup>2</sup>	Battery-driven (standard capacity - 7Ah)	
Battery charger <sup>1</sup>	CP84SM - 2A @ 13.8V	
Current consumption (mains)	170mA	
Current consumption (motor at rated load)	10A	
Operator push force - starting	30kgf	
Operator push force - rated	17kgf	
Gate mass – maximum	500kg	
Gate length - maximum	100m	
Gate speed (varies with load) <sup>3</sup>	18 - 22m/min	
Manual override	Thumbwheel behind locked door with key release	
Maximum numbers of operations per day	150	
Duty cycle – mains present <sup>4</sup>	50%	
Operations in standby with 7Ah battery	Half day <sup>5</sup>	44
	Full day <sup>5</sup>	35
Collision sensing	Electronic	
Operating temperature range	-15°C to +50°C	
Onboard receiver type	CENTURION code-hopping, multichannel output	
Receiver code storage capacity	500 transmitter buttons	
Receiver frequency	433MHz	
Degree of protection	IP54	
Mass of unit packed (with standard kit, but excluding rack and battery)	10kg	
Packaging dimensions (with standard kit, but excluding rack and battery)	Width: 303mm x Depth: 231mm x Height: 432mm	


<sup>1</sup> Can operate off a solar supply, consult Centurion Systems for assistance

<sup>2</sup> Can increase battery capacity for longer standby times

<sup>3</sup> Gate operating speed can be configured to run slower, depending on the requirements of individual installations

<sup>4</sup> Based on 25°C ambient temperature and unit not in direct sunlight; based on an operator push force of less than 50% of rated

<sup>5</sup> Based on 4m gate excluding infrared Safety Beams



## D5-Evo Low-Voltage Domestic Sliding Gate Operator

Product Code: **D5R5PCLD06**

This cost-effective sliding gate operator for gates weighing up to 500kg enables you to enjoy all the amazing features and functionality of the flagship D5-Evo – even if you don't have mains power at the gate. All that is needed to breathe life into the feature-rich LCD controller is a low-voltage input, easily obtainable via a step-down transformer, dramatically reducing installation costs.

### Main Features

#### Mechanical Features

- Save on cabling costs - no thick, expensive high-voltage cables
- No need to fit costly isolators
- Battery backup
- Lockable, easy manual override
- Custom-engineered gearbox molded from durable engineering polymer

#### Electronic Features

- LCD interface – exceptionally easy setup with visual and audible diagnostics and notification
- Diagnostic screens indicating:
  - Battery-low
  - Battery charge level
  - Fuse blown
  - High current draw
  - Details of the last transmitter activated
  - Health of the drive electronics
  - Currently activated gate inputs
- See Diagnostics Made Easy for further details

- Local test button can be deactivated for added security
- Sensitive anti-crushing protection for greater safety
- Integrated ChronoGuard timer functionality (a world first) - Time-barring and Auto-activation features for switching on Pillar Lights, deactivation of ground loops, etc.
- Multiple operating features including Intruder-detection Alarm Modes (a world first)
- Onboard CENTURION code-hopping multichannel receiver incorporating the following functionality:
  - Selective add and delete
  - Onboard receiver can be disabled
  - 500 transmitter button memory
  - Automatic maintenance features like Delete-Not-Present
- Opening and Closing Safety Beam Inputs
- Integrated Beam Test hardware to ensure that the beams are always working correctly

### Technical Specifications

Technical Data	D5-Evo Low-Voltage	
Input voltage <sup>1</sup>	15V - 19V AC	
Battery charger amperage output (dependent on PSU input voltage)	15V AC input	400mA output
	19V AC input	1A output
Motor voltage	12V DC	
Motor power supply <sup>2</sup>	Battery-driven (standard capacity - 7Ah)	
Battery charger <sup>1</sup>	CP84XTE - 1A @ 13.8V	
Current consumption (mains)	170mA	
Current consumption (motor at rated load)	10A	
Operator push force - starting	30kgf	
Operator push force - rated	17kgf	
Gate mass – maximum	500kg	
Gate length - maximum	100m	
Gate speed (varies with load) <sup>3</sup>	18 - 22m/min	
Manual override	Thumbwheel behind locked door with key release	
Maximum numbers of operations per day	55	
Duty cycle – mains present <sup>4</sup>	20%	
Operations in standby with 7Ah battery	Half day <sup>5</sup>	55
	Full day <sup>5</sup>	35
Collision sensing	Electronic	
Operating temperature range	-15°C to +50°C	
Onboard receiver type	CENTURION code-hopping, multichannel output	
Receiver code storage capacity	500 transmitter buttons	
Receiver frequency	433MHz	
Degree of protection	IP54	
Mass of unit packed (with standard kit, but excluding rack and battery)	10kg	
Packaging dimensions (with standard kit, but excluding rack and battery)	Width: 303mm x Depth: 231mm x Height: 432mm	

1. Can operate off a solar supply, consult Centurion Systems for assistance
2. Can increase battery capacity for longer standby times
3. Gate operating speed can be configured to run slower, depending on the requirements of individual installations

4. Based on 25°C ambient temperature and unit not in direct sunlight; based on an operator push force of less than 50% of rated
5. Based on 4m gate excluding infrared Safety Beams






### Cabling Requirements

- D5-Evo:** 220V - 240V AC mains cable via double mains isolator switch (3 core LNE 1.5mm<sup>2</sup> SWA)  
**D5-Evo Low-Voltage:** 15V - 19V AC cable via transformer in dwelling <sup>1</sup>

#### Optional Wiring (all cable is multi-stranded):

- Intercom, cable from control box to dwelling (n1 **6** + 6 core **2** 0.5mm<sup>2</sup> multi-stranded) or cable from control box to entry panel (n2 **6** 0.5mm<sup>2</sup> multi-stranded)
- Infrared Safety Beams (3 core 0.5mm<sup>2</sup> multi-stranded)
- Access control device (3 core 0.5mm<sup>2</sup> multi-stranded **4**)
- Pedestrian keyswitch (2 core 0.5mm<sup>2</sup> multi-stranded) or
- Keypad (3 core 0.5mm<sup>2</sup> multi-stranded)
- External radio receiver (3 core 0.5mm<sup>2</sup> multi-stranded **5**)
- Pillar Lights (3 core LNE SWA **2**, size according to power requirements)
- Inductive loop detector for free-exit (1 core 0.5mm<sup>2</sup> multi-stranded - silicone-coated **6**)

- Possibly increase cable thickness if Pillar Lights are to be installed
- SWA - steel wire armoured. Type of cable must adhere to municipal bylaws and preferably be screened. Screening provides better protection against lightning - earth one end of the screening
- Allows for all features such as Pedestrian Opening, Status LED, etc. to be operated from the intercom handset inside the dwelling
- Number of cores and type of cable could vary depending on the brand of access control system being used
- For optimum range an external radio receiver can be mounted on the wall
- Number of cores required by the intercom



[www.CentSys.com](http://www.CentSys.com)



## Solar-powerful gate motors!

Use the power of the sun to keep your gate motor going on and on and on and on and on and on!

- Powerful low-voltage motors and solar power are a perfect combination!
- Cost-effective automation solution - save on installation and electricity costs
- Complete power failure autonomy with solar power: off-the-grid and on-charge!
- Environmentally-friendly - save the world, get a CentSys!
- CentSys supplies solar panels, brackets, regulators, deep-cycle batteries and battery enclosures - meeting your every solar need



Call 0860 236 887

Technical support line: 0861 003 123 (Monday - Friday: 07h00 - 18h00)

[www.CentSys.com](http://www.CentSys.com)

## D10 Industrial Sliding Gate Operator

Product Code: **D10RB00V3**

Using CENTURION's proven 24V DC technology, this is the complete solution for commercial and industrial gates weighing up to 1000kg. A rock-solid die-cast aluminium gearbox and reliable battery backup make the D10 ideally suited for complexes with large gates and high traffic volumes, while an intelligent LCD controller with multiple Modes of Operation makes setup and diagnostics veritable child's play.

### Main Features

#### Mechanical Features

- Battery backup
- Lockable, easy manual override with anti-jamming
- Strong die-cast aluminium gearbox

#### Electronic Features


- LCD interface – Exceptionally easy setup with visual and audible diagnostics and notification
- Diagnostic screens indicating:
  - Battery-low
  - Battery charge level
  - Fuse blown
  - High current draw
  - Details of the last transmitter activated
  - Health of the drive electronics
  - Currently activated gate inputs
- See Diagnostics Made Easy for further details
- High duty cycle capability - for greater reliability in high-volume applications

- Intelligent speed control - high-speed for greater security and convenience; slower speed for increased safety
- Integrated ChronoGuard time functionality (a world first) - Time-barring and auto-activation features for switching on Pillar Lights, deactivating ground loops, etc.
- Multiple operating features, including Intruder-detection Alarm Modes (a world first)
- Onboard CENTURION code-hopping multichannel receiver incorporating the following functionality:
  - Battery-low
  - Selective add and delete
  - Onboard receiver can be disabled
  - 500 transmitter button memory
  - Automatic maintenance features like Delete-Not-Present
- Opening and Closing Safety Beam Inputs
- Integrated Beam Test hardware to ensure that the beams are always working correctly

### Technical Specifications

Technical Data	D10
Input voltage <sup>1</sup>	90V - 240V AC ±10%, 50Hz
Motor voltage	24V DC
Motor power supply <sup>2</sup>	Battery-driven (standard capacity - 2 x 7Ah)
Battery charger <sup>1</sup>	2A @ 27.5V
Current consumption (mains)	170mA
Current consumption (motor at rated load)	4A
Operator push force - starting	40kgf
Operator push force - rated	30kgf
Gate mass – maximum	1000kg
Gate length - maximum	100m
Gate speed (varies with load) <sup>3</sup>	22 - 26m/min
Manual override	Lockable lever with key release
Maximum numbers of operations per day	750
Duty cycle – mains present <sup>4</sup>	45%
Operations in standby with 5Ah battery	
Half day <sup>5</sup>	87
Full day <sup>5</sup>	69
Collision sensing	Electronic
Operating temperature range	-15°C to +50°C
Onboard receiver type	CENTURION code-hopping, multichannel output
Receiver code storage capacity	500 transmitter buttons
Receiver frequency	433MHz
Degree of protection	IP54
Mass of unit packed (with standard kit, but excluding rack and battery)	13kg
Packaging dimensions (with standard kit, but excluding rack and battery)	Width: 355mm x Depth: 288mm x Height: 485mm

1. Can operate off a solar supply, consult Centurion Systems for assistance
2. Can increase battery capacity for longer standby times
3. Gate operating speed can be configured to run slower, depending on the requirements of individual installations
4. Based on 25°C ambient temperature and unit not in direct sunlight; based on an operator push force of less than 50% of rated
5. Based on 4m gate excluding infrared Safety Beams



**INDUSTRIAL  
SLIDING GATE  
OPERATOR FOR  
1000KG GATES**

## D10 Turbo

### Industrial Sliding Gate Operator

Product Code: **D10TB000V1**

CENTURION's fastest operator yet! This is the ideal solution for extremely fast, feature-rich and high-security gate automation. With a top speed of 50 metres per minute and all the amazing features that first made the D10 a favourite among installers and end-users alike, the **D10 Turbo** offers the complete package of brains, brawn and expeditious speed.

#### Main Features

##### Mechanical Features

- Battery backup
- Lockable, easy manual override with anti-jamming
- Strong die-cast aluminium gearbox

##### Electronic Features

- Turbo speed for greater security and convenience
- LCD interface – exceptionally easy setup with visual and audible diagnostics and notification
- Diagnostic screens indicating:
  - Battery-low
  - Battery charge level
  - Fuse blown
  - High current draw
  - Details of the last transmitter activated
  - Health of the drive electronics
  - Currently activated gate inputs
  - See Diagnostics Made Easy for further details

- High duty cycle capability - for greater reliability in high-volume applications
- Intelligent speed control - high-speed for greater security and convenience; slower speed for increased safety
- Integrated ChronoGuard time functionality (a world first) - Time-barring and auto-activation features for switching on Pillar Lights, deactivating ground loops, etc.
- Multiple operating features, including Intruder-detection Alarm Modes (a world first)
- Onboard CENTURION code-hopping multichannel receiver incorporating the following functionality:
  - Battery-low
  - Selective add and delete
  - Onboard receiver can be disabled
  - 500 transmitter button memory
  - Automatic maintenance features like Delete-Not-Present
- Opening and Closing Safety Beam Inputs
- Integrated Beam Test hardware to ensure that the beams are always working correctly

#### Technical Specifications

Technical Data	D10 Turbo
Input voltage <sup>1</sup>	90V - 240V AC ±10%, 50Hz
Motor voltage	24V DC
Motor power supply <sup>2</sup>	Battery-driven (standard capacity - 2 x 7Ah)
Battery charger <sup>1</sup>	2A @ 27.5V
Current consumption (mains)	170mA
Current consumption (motor at rated load)	8A
Operator push force - starting	20kgf
Operator push force - rated	15kgf
Gate mass – maximum <sup>3</sup>	Varies with speed
Gate length - maximum	50m
Gate speed (varies with load) <sup>4</sup>	40 - 50m/min
Manual override	Lockable lever with key release
Maximum numbers of operations per day	750
Duty cycle – mains present <sup>5</sup>	25%
Operations in standby with 5Ah battery	
Half day <sup>6</sup>	58
Full day <sup>6</sup>	37
Collision sensing	Electronic
Operating temperature range	-15°C to +50°C
Onboard receiver type	CENTURION code-hopping, multichannel output
Receiver code storage capacity	500 transmitter buttons
Receiver frequency	433MHz
Degree of protection	IP54
Mass of unit packed (with standard kit, but excluding rack and battery)	13kg
Packaging dimensions (with standard kit, but excluding rack and battery)	Width: 355mm x Depth: 288mm x Height: 485mm

1. Can operate off a solar supply, consult Centurion Systems for assistance
2. Can increase battery capacity for longer standby times
3. Gate operating speed can be configured to run slower, depending on the requirements of individual installations
4. Varies with speed setting - see table
5. Based on 25°C ambient temperature and unit not in direct sunlight; based on an operator push force of less than 50% of rated
6. Based on 4m gate excluding infrared Safety Beams

#### Maximum Operating Speed for Corresponding Gate Mass

Gate Mass	Operator Maximum Running Speed
240kg	50m/min
300kg	42m/min
400kg	36m/min
500kg	32m/min
600kg	29m/min
700kg	27m/min
800kg	25m/min
900kg	24m/min
1000kg	23m/min



INDUSTRIAL  
SLIDING GATE  
OPERATOR FOR  
1000KG GATES



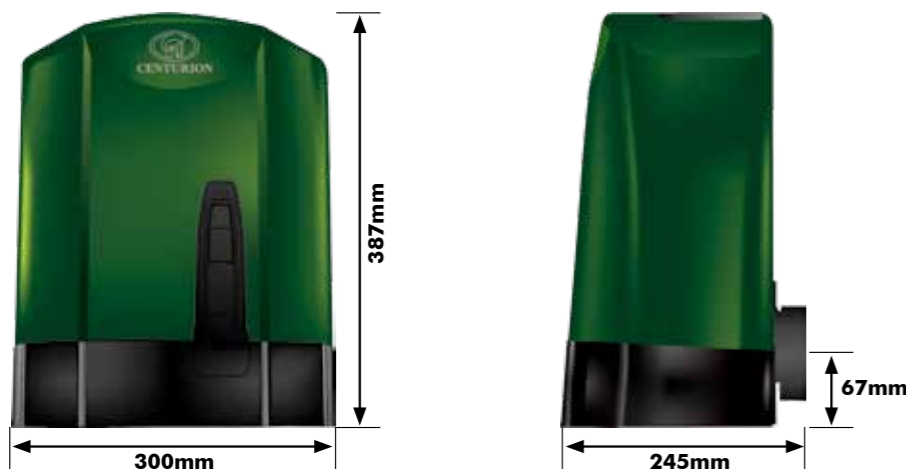
### Cabling Requirements

1. 220V - 240V AC mains cable via double pole mains isolator switch (3 core LNE 1.5mm<sup>2</sup> 1 SWA 2)

#### Optional Wiring (all cable is multi-stranded):

2. Intercom, cable from control box to dwelling (n1 6 + 6 core 3 0.5mm<sup>2</sup> multi-stranded) or cable from control box to entry panel (n2 6 0.5mm<sup>2</sup> multi-stranded)
3. Infrared Safety Beams (3 core 0.5mm<sup>2</sup> multi-stranded)
4. Access control device (3 core 0.5mm<sup>2</sup> multi-stranded 4)
5. Pedestrian keyswitch (2 core 0.5mm<sup>2</sup> multi-stranded) or
6. Keypad (3 core 0.5mm<sup>2</sup> multi-stranded)
7. External radio receiver (3 core 0.5mm<sup>2</sup> multi-stranded 5)
8. Pillar Lights (3 core LNE SWA 2, size according to power requirements)
9. Ground loop for free-exit (1 core 0.5mm<sup>2</sup> multi-stranded - silicone-coated 6)

1. Possibly increase cable thickness if Pillar Lights are to be installed
2. SWA - steel wire armoured. Type of cable must adhere to municipal bylaws and preferably be screened. Screening provides better protection against lightning - earth one end of the screening
3. Allows for all features such as Pedestrian Opening, Status LED, etc. to be operated from the intercom handset inside the dwelling
4. Number of cores and type of cable could vary depending on the brand of access control system being used
5. For optimum range an external radio receiver can be mounted on the wall
6. Number of cores required by the intercom



## Join the SupaHelix revolution!



**10 000 remote buttons,  
10 000 mobile numbers<sup>1</sup>,  
10 000 reasons to install a SupaHelix!**

SupaHelix hasn't just raised the bar in multi-unit access control - it's changed the game completely!

#### Main Features:

- Perfect for high-volume residential, commercial and government installations
- Store up to 10 000 remote control buttons and 10 000 mobile numbers<sup>1</sup> for multi-unit access control
- Add, delete and edit thousands of users, in groups and sub-groups, quickly and easily on the unit or over-the-air via SMS or through the secure, online G-WEB portal
- Advanced logging - record up to one million transactions on the included micro SD card
- Three individually-configurable input/output channels to monitor and control electrical devices<sup>2</sup>. This can also be done remotely<sup>1</sup>.

<sup>1</sup>. With the optional GSM module attached  
<sup>2</sup>. Certain functionality may require additional interface devices such as relays, isolators, etc.



**SupaHelix™**

Call 0860 236 887  
Technical support line: 0861 003 123 (Monday - Friday: 07h00 - 18h00)  
[www.CentSys.com](http://www.CentSys.com)

## A10 Industrial Sliding Gate Operator

A10 Endurance Product Code: **A10RE000V4** A10 Heavyweight Product Code: **A10RG0004** DC Converter: **DC\_CON10V2**

Using a powerful three-phase motor, the **A10** is the ultimate industrial automation solution. Since this beast is mains-powered, it is able to provide an almost unlimited duty cycle with rapid opening and closing courtesy of a die-cast aluminium gearbox and intelligent controller-inverter pairing.

### Available Models

**A10 Endurance:** A rapid and robust operator with a three-phase motor for commercial and industrial gates up to 1000kg

**A10 Heavyweight:** An all-round performer for gates up to 2000kg

### Main Features

#### Mechanical Features

- High push force for reliable operation of almost any gate
- High duty cycle capability - for greater reliability in high-volume applications
- Strong die-cast aluminium gearbox with anti-jamming

#### Electronic Features

- Extremely rapid operating speed - up to 30 metres per minute offers exceptional security and high-volume access control
- Multiple programmable features - to suit a wide variety of applications
- Optional DC Converter for reliable battery backup with full kit (DC\_CONKITL):
  - On-demand battery backup protection
  - Brown-out power failure detection
  - Battery-protection circuitry
  - Integrated battery charger

- Proven lightning protection
- Pedestrian Opening input – prevents unauthorised vehicle access
- Safety Beam input – connecting infrared Safety Beams dramatically increases the safety of the automated system
- Local and remote multi-function Gate Status LED
- Free-exit input (only opens gate)
- Timed potential-free contact (e.g. Courtesy Lights)
- Selectable/adjustable Autoclose timer (1 - 255 seconds)
- Override of Autoclose timer via trigger input
- Local diagnostic LEDs for easy programming diagnostics
- 12V DC auxiliary supply connecting Safety Beams, external receivers, keypads, etc.

### Technical Specifications

Technical Data	A10 Endurance	A10 Heavyweight
Input voltage <sup>1</sup>	220V - 240V AC ±10%, 50Hz (single phase)	
Motor voltage	220V AC three-phase	
Maximum absorbed current	6A	
Output pinion	20 tooth mod 4	17 tooth mod 4
Gate speed at rated push force	Lockable lever with key release	
Standard speed	16m/min	13.6m.min
Sprint speed <sup>2</sup>	30m/min	NA
Maximum gate mass		
Standard speed	1000kg	2000kg
Sprint speed	600kg	NA
Maximum gate length	20m	
Operator push force - rated		
Standard speed	30kgf	35kgf
Sprint speed	22.5kgf	NA
Manual override	Lockable lever with key release	
Duty cycle	80%	
Operating temperature range	-20°C to +50°C	
Anti-crushing sensing method	Electronic	
Motor thermal protection	Electronic	
Degree of protection	IP54	
Optional battery backup	√	
Onboard receiver	Receiver not included	
Mass of unit packed (with standard kit, but excluding rack)	15kg	
Packaging dimensions (with standard kit, but excluding rack and receiver)	Width: 355mm x Depth: 288mm x Height: 485mm	

Technical Data	DC Converter
Input voltage	12V DC
Current draw @ rated thrust	30A
Rated output voltage	310V DC
Battery charger output <sup>1</sup>	2A
Duty cycle <sup>2</sup>	20%
Thermal protection	Electronic
Degree of protection	IP65
Battery capacity <sup>3</sup>	Minimum 12V 7Ah but external 35Ah is recommended
Operating cycles per Ah of capacity	Minimum 1 open or close cycle
Packaging dimensions	Width: 269mm x Depth: 145mm x Height: 365mm

1. Can operate directly off a solar supply, consult Centurion Systems for assistance
2. Based on 25°C ambient temperature and unit not in direct sunlight
3. Battery housed in separate enclosure



# Choosing the RIGHT gate motor



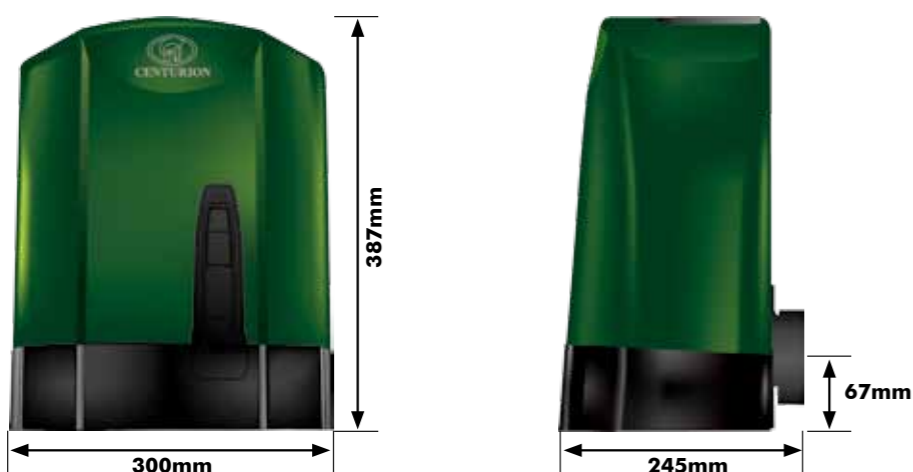
## Cabling Requirements

1. 220V - 240V AC mains cable via double pole mains isolator switch (3 core LNE 1.5mm<sup>2</sup> 1 SWA 2)

### Optional Wiring (all cable is multi-stranded):

2. Intercom cable from control box to dwelling (n1 6 + 6 core 2 0.5mm<sup>2</sup> multi-stranded) or cable from control box to entry panel (n2 6 0.5mm<sup>2</sup> multi-stranded. Infrared Safety Beams (3 core 0.5mm<sup>2</sup> multi-stranded)
3. Access control device (3 core 0.5mm<sup>2</sup> multi-stranded 4)
4. Pedestrian keyswitch (2 core 0.5mm<sup>2</sup> multi-stranded) or
5. Keypad (3 core 0.5mm<sup>2</sup> multi-stranded)
6. External radio receiver (3 core 0.5mm<sup>2</sup> multi-stranded 5)
7. Pillar Lights (3 core LNE SWA 2, size according to power requirements)
8. Inductive loop detector for free-exit (1 core 0.5mm<sup>2</sup> multi-stranded - silicone-coated 6)

1. Possibly increase cable thickness if Pillar Lights are to be installed
2. SWA - steel wire armoured. Type of cable must adhere to municipal bylaws and preferably be screened. Screening provides better protection against lightning - earth one end of the screening
3. Allows for all features such as Pedestrian Opening, Status LED, etc. to be operated from the intercom handset inside the dwelling
4. Number of cores and type of cable could vary depending on the brand of access control system being used
5. For optimum range an external radio receiver can be mounted on the wall
6. Number of cores required by the intercom



www.CentSys.com

Let's say, that you have finally grown tired of your old jalopy and you're in the market for a new, more reliable, mode of transportation. Naturally, there are a number of factors you would consider and things you would weigh up before finally settling on a car.

Similarly, when you're preparing to have your world rocked by the amazing security and convenience provided by a gate motor, there are some things you need to think about to ensure that you get one that's right for your application. But don't worry, with some handy tips from your favourite access automation company you'll be wielding that remote like a magical sceptre in no time.

**AC or DC** We're not referring to the Australian rock band of course (although our gate motors have been known to rock!), but rather to the form in which electric power is supplied to your operator. AC, or alternating current, means that the gate motor is being powered directly via the 230V mains supply from a distribution board in your house.

DC, or direct current, on the other hand, is a method of power delivery relying on some sort of "power store" such as a battery. You'll find that the vast majority of CENTURION gate motors are DC-operated. And there's a good reason for that. Power delivery, especially in South Africa, is unfortunately quite unreliable and we've all borne the brunt of load shedding before. Your gate motor, being the holder of so many titles - security guard, butler, etc. - needs to be on duty around the clock, and DC units are able to continue operation even during lengthy power failures, whereas AC gate motors are not

On the flipside of the coin, AC motors have a virtually unlimited duty cycle and will work tirelessly as long as they are being fed mains.

Both of these modes of power delivery have their virtues, you simply need to decide which is best suited for your application. If you live in an area where power outages are commonplace, a DC unit is probably the best bet.

**Weight of the Gate** Unless you're an ant or former Governor of California (and sometimes actor) Arnold Schwarzenegger, you probably can't carry much more than your body weight. But through the miracle of engineering gate motors are able to relatively effortlessly lug around several hundred times its own weight.

But that doesn't mean it should be unrealistically loaded. Subjecting it to that kind of abuse will invariably lead to problems down the line, so first get an approximation of what your gate weighs before selecting a motor. The good news is that gates are usually much, much lighter than we think.

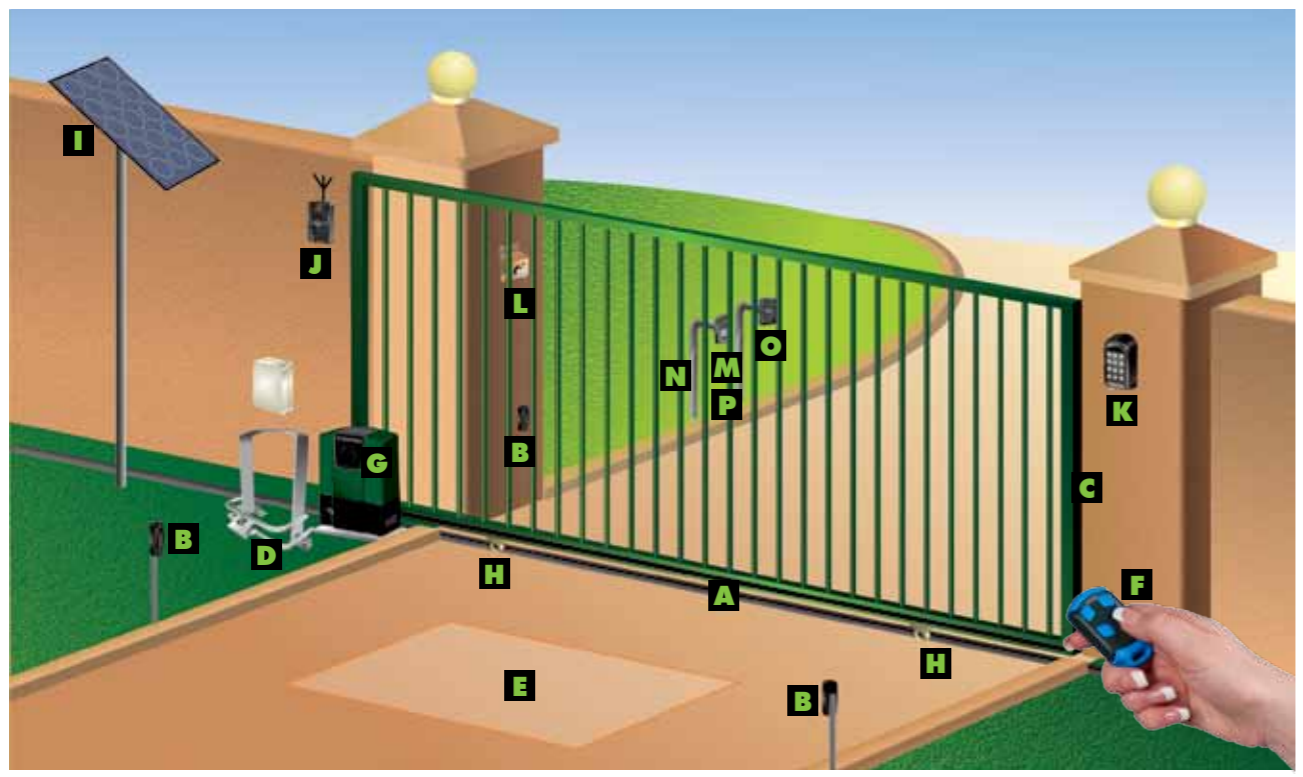
**Pull Force** This is more an extension of the previous point than a whole new heading. Pull force plays a monumental role in what gate motor you install, and has a direct impact on both the reliability and the service life of the operator. If you struggle to open and close your gate manually, be sure to choose a device rated for a high push force such as a D10. The easiest and most accurate way to determine the weight of the gate is to use a pull scale as found in any angling goods store.

**Swing or Slide** This one might seem fairly obvious if you already have a gate fitted, but if you're looking to install a gate where there isn't currently one this might warrant some thought. The truth is that both swing and sliding gate motors are equally rich in merit and which one you choose to fit simply depends on preference or, in the case of an existing gate, what the setup necessitates. If you are going with a swing gate, remember to take into account factors like the length of the individual leaves, wind loading, etc.





**Sliding Gate Operator Accessories**



**A. Steel, Nylon RAZ or Nylon Angle Rack**  
Product Code: CP206, RAZKITSPL, CP20N1



A variety of rack available in different lengths, for different strengths.

**B. CENTURION Infrared Beams**  
Product Code: Photon wireless beams: PHOTON1V1; i5 wired beams: 15V3



Always recommended on any gate automation installation to increase the safety of the automated system.

**C. P36 Passive Sensitive Edge**  
Product Code: 1010M52220



Passive sensitive edge provides additional protection against crushing.

**D. Theft-resistant Cage**  
Product Code: 1195ACC001 / 113001V5PL / 11400101PL



Retro-installable steel cage that increases the resistance of the operator against theft.

**E. FLUX SA Loop Detector**  
Product Code: FLUXSA00V1



Allows free-exit of vehicles from the property (requires ground loop to be fitted)

**F. CENTURION Transmitter**  
Product Code: One-button: TX1NV2433; Two-button: TX2NV433; Three-button: TX3NV2433; Four-button: TX4NV2433



Incorporates ultra-secure code-hopping technology. Available in one-, two-, three- and four-button variants.

**G. Backup Memory Module**  
Product Code: PCA12201V1.0



Back up all the transmitters and operating details set up in the controller.

**H. Wheel Kits**  
Product Code: CP52GSHXK3



A variety of wheel kits are available from Centurion Systems.

**I. Solar Supply**  
Product Code: ESOLAR20WA/ESOLAR40WA



Alternative means of powering the system with a 20 Watt or 40 Watt panel.

**J. G-SWITCH-22 GSM Device**  
Product Code: GSWITCH0V3



Allows for monitoring and activating the operator, via your phone, from anywhere in the world with GSM coverage.

**K. SMARTGUARD or SMARTGUARDair Keypad**  
Product Code: SK/1BLK, SK/AIRBLK



Cost-effective and versatile wired or wireless keypad, allowing access for pedestrians.

**L. A10 DC Converter**  
Product Code: DC\_CONKITL



Provides battery backup and power failure autonomy for the A10 operator.

**M. POLOphone Intercom**  
Product Code: POLOE2GOV3/POLOH00VV1



Allows visitors to communicate with people inside in order to gain access to the property.

**N. Gooseneck**  
Product Code: XGSN-60000 or XSGN-6GLV0



Steel pole for mounting intercom gate station or access control.

**O. SOLO/LATTICE Proximity Access Control**  
Product Code: SOLO0001V1 / LATC0003V1



Proximity reader for allowing access for both pedestrians and vehicles.

**P. G-SPEAK Intercom**  
Product Code: GSC0K020V0, GSC1K020V0



Mobile-based intercom system - answer your intercom from anywhere in the world for maximum security and convenience.

## Sliding Gate Operator Kits

### D2 Turbo Full Kit

Product Code: **D2TFULLKIT\_RAZ1 / D2TFULLKIT\_NYLON1**

- 1 x Operator **1**
- 1 x Foundation plate **P**
- 1 x Controller **B**
- 1 x Integral 1A charger **J**
- 1 x 5Ah battery **N**
- 4m x RAZ rack/Nylon angle rack **S/U**
- 2 x 4 button CENTURION transmitter **F**

### D5-Evo Full Kit

Product Code: **D5EVOFK\_RAZ1 / D5EVOFK\_STEEL2 / D5EVOFK\_NYLON2**

- 1 x Operator **2**
- 1 x Foundation plate **Q**
- 1 x Controller **C**
- 1 x 2A charger **K**
- 1 x 7Ah Battery **N**
- 4m x RAZ rack/Steel rack/Nylon angle rack **S/T/U**
- 2 x 4 button CENTURION transmitter **F**

### D10 Full Kit

Product Code: **D101R**

- 1 x Operator **3**
- 1 x Foundation Plate **R**
- 1 x Controller **D**
- 1 x 2A 24V charger **K**
- 2 x 7Ah Battery **N**
- 4m x Steel rack **T**

### D10 Turbo Partial Kit

Product Code: **D101T\_PART KIT**

- 1 x Operator **3**
- 1 x Foundation Plate **R**
- 1 x Controller **D**
- 1 x 2A 24V Charger **K**
- 2 x 7Ah Battery **M**
- 2 x Sets i5 Safety Beams **G**
- 2m x Passive sensitive edge **H**

### D2 Turbo Low-Voltage Full Kit

Product Code: **D2TSPCLD02\_RAZ1 / D2TSPCLD02\_NYLON1**

- 1 x Operator **1**
- 1 x Foundation plate **P**
- 1 x Controller **A**
- 1 x Integral 1A charger **J**
- 1 x 5Ah battery **N**
- 4m x RAZ rack/Nylon angle rack **S/U**
- 2 x 4 button CENTURION transmitter **F**

### D5-Evo Low-Voltage Full Kit

Product Code: **D5RSPCLD06\_RAZ1 / D5RSPCLD06\_STEEL2 / D5RSPCLD06\_NYLON2**

- 1 x Operator **2**
- 1 x Foundation Plate **Q**
- 1 x Controller **C**
- 1 x 2A charger **K**
- 1 x 7Ah battery **N**
- 4m x RAZ rack/Steel rack/Nylon angle rack **S/T/U**
- 2 x 4 button CENTURION transmitter **F**

### D10 Turbo Full Kit

Product Code: **D101T\_FULL KIT**

- 1 x Operator **3**
- 1 x Foundation Plate **R**
- 1 x Controller **D**
- 1 x 2A 24V charger **K**
- 2 x 7Ah Battery **N**
- 4m x Steel rack **T**
- 2 x Sets i5 Safety Beams **G**
- 2m x Passive sensitive edge **H**

### A10 Endurance Kit

Product Code: **A10ER**

- 1 x Operator (20T Pinion) **4**
- 1 x Foundation Plate **R**
- 1 x CP201 Controller **E**
- 1 x CP200 Inverter **M**
- 4m x Steel rack **T**

### A10 Heavyweight Kit

Product Code: **A10GR**

- 1 x Operator (17T Pinion) **4**
- 1 x Foundation Plate **R**
- 1 x CP201 controller **E**
- 1 x CP200 Inverter **M**
- 4m x Steel rack **T**



**1**  
D2 Turbo/D2 Turbo Low-Voltage



**2**  
D5-Evo/D5-Evo Low-Voltage



**3**  
D10/D10 Turbo



**4**  
A10



**A**  
D2 Turbo Low-Voltage Controller



**B**  
D2 Turbo Controller



**C**  
D5-Evo Controller



**D**  
D10 Controller



**E**  
CP201 A10 Controller



**F**  
CENTURION Transmitter




**G**  
i5 Infrared Beams



**H**  
Passive Sensitive Edge



**I**  
CENTURION Receiver



**J**  
800mA Charger



**K**  
2A Switch Mode Charger



**L**  
2A 24V Charger



**M**  
CP200 Inverter



**N**  
5Ah Battery




**O**  
7Ah Battery



**P**  
D2 Turbo/D2 Turbo Low-Voltage Foundation Plate



**Q**  
D5-Evo/D5-Evo Low-Voltage Foundation Plate



**R**  
D10/D10 Turbo/A10 Foundation Plate



**S**  
RAZ Rack



**T**  
Steel Rack



**U**  
Nylon Angle Rack

# SWING GATE OPERATORS

There is virtually - limit to the capabilities of our swing gate operators; combining industry-leading functionality, world-class reliability and ease of installation, Centurion Systems' swing gate operators truly are in a league of their own. We have even given special attention to aesthetic value, ensuring that your gate operator is as good looking as it is dependable.



## Swing Gate Operator Quick Selection Guide

This quick selection guide will help you to select the perfect CENTURION for you or your client's swing gate by providing the differentiating features and key specifications of each.



	R3	R5
Input voltage <sup>1</sup>	220V - 240V AC	90V - 240V AC
Maximum gate leaf width for corresponding gate mass	2m - 250kg	2m - 600kg
	3.5m - 150kg	3.5m - 260kg
Typical gate opening time	14 sec	17 sec
Maximum daily operations	Domestic	150
	Light-industrial	-
Onboard multichannel receiver	-	250
Interface type	LED-based	LED-based
Automatic beam test	-	-

<sup>1</sup> Can operate off a solar supply, consult Centurion Systems for assistance



VECTOR2 400	VECTOR2 500	IT24N
90V - 240V AC	90V - 240V AC	220V - 240V AC
2m - 500kg	2m - 600kg	2m - 550kg
4m - 200kg	4m - 310kg	3.5m - 400kg
14 sec	17 sec	<20 sec
100	100	-
250	250	-
√	√	-
LCD	LCD	LED-based
√	√	-



## VECTOR2 Linear Swing Gate Operators

Product Codes: VECTOR2 400: **VEC40002V4**, VECTOR2 500: **VEC50002V4**

The VECTOR2 range of linear swing gate operators are quick and easy to install, provide high push force and operate at rapid speeds while still allowing for smooth acceleration and deceleration – courtesy of full position control technology.

### Models available

- VECTOR2 400:** A reliable operator for the majority of domestic swing gate applications
- VECTOR2 500:** Features an extended stroke for large domestic and light-industrial swing gates

### Main Features

#### Mechanical Features

- Battery backup
- Linear actuator system for quick and easy installation
- Wallbox includes LED Gate Status Output and reliable Anti-tamper indication
- Revolutionary centrifugal brake – ensures secure braking
- High push force to handle large gates and offer greater reliability in high-wind conditions
- Robust and durable construction extends operating life of the system
- In-line design for improved aesthetic appeal

#### Electronic Features

- Onboard gate lock relay – can be configured to provide either a normally-open or normally-closed output, AC or DC
- Safe anti-crushing protection for greater safety – keep your children, pets and vehicles out of harm's way
- Quadra-drive technology – Soft Start and Stop and gate speed is adjustable in both directions
- LCD interface for exceptionally easy setup

#### Diagnostic screens indicating:

- Battery-low
- Battery charge level
- Fuse blown
- High current draw
- Details of the last transmitter activated
- Health of the drive electronics
- Currently activated gate inputs
- See Diagnostics Made Easy for further details
- Full position control obviates the need for endstops and makes the system quick and easy to install
- Multiple operating features including Intruder-detection Alarms (a world first)
- Onboard CENTURION code-hopping multichannel receiver with selective add and delete - operate a multitude of functions; for e.g. operate gate, switch on Pillar Light, Pedestrian Opening, etc.

### Technical Specifications

Technical Data	VECTOR2 400	VECTOR2 500
Input voltage <sup>1</sup>	90V @/ 220V - 240V AC ± 10%, 50Hz	
Motor voltage	12V DC	
Motor power supply <sup>2</sup>	Battery-driven - charger 800mA/2A	
Battery charger		
Domestic (D)	CP84E - 800mA @ 13.8V	
Light-industrial (L)	CP84SM - 2A @ 13.8V	
Current consumption (mains)	60mA (D)/170mA (L)	
Current consumption (motor at rated load)	15A - max	
Push force – maximum	250kgf	
Operator stroke	400mm	500mm
Piston extension/retraction speed	27mm / sec	
Gate opening time – typical <sup>7</sup>	<14 sec	<17 sec
Manual override	Key release	
Duty cycle - mains present <sup>3,4</sup>	25% (D)/ 50% (L)	
Daily operations - maximum	100 (D)/ 250 (L)	
Operations in standby with 7Ah battery <sup>5</sup>		
Half day	70	
Full day	58	
Maximum leaf width for corresponding gate mass	2m - 500kg 4m - 200kg	2m - 750kg 4m - 310kg
Collision sensing	Electronic	
Controller solenoid output rating	2A DC	
Operator temperature range	-15°C to + 50°C	
Receiver frequency	433MHz	
Receiver code storage capacity	64 transmitter buttons	
Degree of protection	IP54	
Mass of unit packed (excluding battery)		
Single kit	8.5kg	9kg
Double kit	14kg	15kg
Packaging dimensions	Width: 1075mm x Depth: 127mm x Height: 120mm	Width: 1283mm x Depth: 127mm x Height: 120mm

- <sup>1</sup> Can operate off a solar supply, consult Centurion Systems for assistance
- <sup>2</sup> Can increase battery capacity for longer standby times
- <sup>3</sup> Based on 25°C ambient temperature and unit not in direct sunlight
- <sup>4</sup> Based on an operator push force of less than 50% of rated
- <sup>5</sup> Based on double kit excluding infrared Safety Beams
- <sup>6</sup> Assumes a 90° opening gate and optimum mounting position
- <sup>7</sup> Assumes full stroke of operator is used
- <sup>8</sup> CP84SM only
- D.** Domestic
- L.** Light-industrial






**Cabling Requirements**

1. 90V / 220V - 240V AC mains cable via mains isolator switch 1(3 core LNE 0,5mm<sup>2</sup>) 2, or low-voltage 16V AC battery charger supply 4 (2 core 1,5mm<sup>2</sup>)
2. Master Motor (MTR M) or Slave Motor (MTR S) cable (minimum, 2 core 2mm<sup>2</sup> + 4 core 0,5mm<sup>2</sup> multi-stranded) see note 6

**Optional Wiring (all cable is multi-stranded):**

3. Intercom, cable from control box to dwelling (n1 7 + 6 core 4 0.5mm<sup>2</sup> multi-stranded) or cable from control box to entry panel (n2 7 0.5mm<sup>2</sup> multi-stranded)
4. Radio receiver cable (3 core 0,5mm<sup>2</sup> multi-stranded, optional) 5
5. Pedestrian Keyswitch (2 core 0,5mm<sup>2</sup> multi-stranded) or optional keypad (3 core 0,5mm<sup>2</sup> multi-stranded)
6. Infrared Safety Beams or safety edge (3 core 0,5mm<sup>2</sup> multi-stranded or 4 core 0.5mm<sup>2</sup> for CE compliance)
7. Intercom cable (n2 + 2 core 0,5mm<sup>2</sup> multi-stranded) to gate station
8. Electric lock (2 core 1.5mm<sup>2</sup>)
9. Pillar Light cable (3 core, size according to power regulations)
10. Inductive loop detector for free-exit (1 core 0.5mm<sup>2</sup> multi-stranded - silicone-coated)

1. Mains isolator must be fitted less than 1m from controller
2. Increase cable thickness if Pillar Lights are to be installed
3. Screened cable is always recommended to provide better protection against lightning - earth one end of screening
4. Domestic charger only
5. For optimum range an external receiver can be mounted on the wall
6. CENTURION has available custom VECTOR2 cable order reference: CABLEVEC68
7. Number of cores required by the intercom



# Windloading Swing gates

In this modern age of smartphone apps and genetic engineering, there seems to be very few things that we don't have total control over. A recent radio segment even spoke about how, in a couple of years' time, we'll be printing 3D vital organs, meaning that we may even some day have control over how long we live. But one of the few things that in all likelihood will remain beyond our control is the weather. When it comes to the weather, we are forever at Mother Nature's mercy.

For exactly this reason, it's important to ensure that your swing gate operator can weather the storm, so to speak. As we mentioned in a previous article, swing gates suffer more resistance in their trajectory since they operate in multiple planes whereas sliders operate in only a single plane. One thing to keep in mind is that, the longer the gate leaf, the more susceptible it will be to unfavourable wind loading. This is simple physics, really.

The larger the surface area, the more impact an applied force will have.

Our award-winning VECTOR2 range has been outfitted with a revolutionary centrifugal brake system that is able to withstand significant force in the opposite direction, such as might be exercised by wind. To help you get the most out of your swing gate system, we have created the table below indicating the maximum wind loading conditions for corresponding gate length under which your VECTOR2 swing gate motor will still perform optimally. You'll notice that your A and B installation dimensions, as well as the percentage of coverage of the gate leaf, also play an important role when determining these values.

**For a 25% covered gate: (Palisades, etc.) x 1.8m high**

Value of A or B dimensions once installed <sup>+</sup>	Up to 1.5m	Up to 2m	Up to 2.5m	Up to 3m <sup>*</sup>	Up to 3.5m <sup>*</sup>	Up to 4m <sup>*</sup>
100mm	94km/h	48km/h	44km/h	41km/h	37km/h	37km/h
140mm	119km/h	65km/h	57km/h	51km/h	46km/h	46km/h
180mm	138km/h	78km/h	67km/h	60km/h	53km/h	53km/h
220mm	156km/h	89km/h	76km/h	67km/h	60km/h	60km/h
260mm	171km/h	99km/h	84km/h	74km/h	65km/h	65km/h
300mm	186km/h	108km/h	91km/h	80km/h	71km/h	71km/h
340mm	199km/h	116km/h	98km/h	86km/h	76km/h	76km/h

**For a 100% covered gate: (Fully clad gates, etc.) x 1.8m high**

Value of A or B dimensions once installed <sup>+</sup>	Up to 1.5m	Up to 2m	Up to 2.5m	Up to 3m <sup>*</sup>	Up to 3.5m <sup>*</sup>	Up to 4m <sup>*</sup>
100mm	47km/h	33km/h	24km/h	22km/h	20km/h	19km/h
140mm	59km/h	43km/h	32km/h	28km/h	26km/h	23km/h
180mm	69km/h	50km/h	39km/h	34km/h	30km/h	27km/h
220mm	78km/h	57km/h	44km/h	38km/h	34km/h	30km/h
260mm	86km/h	63km/h	49km/h	42km/h	37km/h	33km/h
300mm	93km/h	68km/h	54km/h	46km/h	40km/h	35km/h
340mm	100km/h	74km/h	58km/h	49km/h	43km/h	38km/h

<sup>\*</sup> An electric lock must be fitted    <sup>+</sup> Refer to the VECTOR2 Installation Manual for installation details

## R3 and R5 Rotary Swing Gate Operators

Various kit combinations available - refer to Price List

These robust rotary swing gate operators allow for fast, smooth and quiet operation of the gate. Mounted separately on a pedestal, the R3 and R5 operators are ideal for gate installations with wide pillars. Besides offering very safe anti-crushing, the operators support a host of very useful functions for looking after the gate entrance.

### Models Available

- R3:** The logical choice for domestic gates with large pillars  
**R5:** This unit is well-suited for large domestic and light-industrial swing gates

### Main Features

#### Mechanical Features

- Battery backup
- Rotary arm system – ensures smooth and exceptionally reliable operation
- Both wall- and pedestal-mount configurations for greater flexibility of installations
- Fast operation – for optimum security and convenience
- Whisper-quiet operation – totally unobtrusive operation

#### Electronic Features

- Multiple programmable features – to suit a wide variety of applications
- Master motor with integrated controller and charger simplifies the installation
- Adjustable Autoclose timer – gate is never left open unnecessarily

- Diagnostic LEDs for easy programming
- Dedicated Pillar Light Relay
- The following onboard inputs and outputs are provided:
  - Free-exit input
  - Trigger input
  - Solenoid lock connection
  - 12V DC output for auxiliary devices such as external receivers, gate Safety Beams, etc.
  - Input for infrared Safety Beams
  - Pedestrian Opening input
  - Dedicated Holiday Lockout input
- Fuse-protected

### Technical Specifications

Technical Data	R3 Domestic	R5 Light-industrial
Input voltage <sup>1</sup>	90V <sup>5</sup> / 220V - 240V AC ± 10%, 50Hz	
Motor voltage	12V DC	
Motor power supply	Battery-driven (standard capacity - 12V 7Ah) <sup>5</sup>	
Battery charger	CP84E - 800mA @ 13.8V	CP84SM - 2A @ 13.8V <sup>5</sup>
Current consumption (mains)	60mA	170mA
Current consumption (motor at rated load)	4A	6A
Operator output torque - maximum	95Nm	250Nm
Typical gate opening time (90°)	11 sec	17 sec
Manual override	Allen key under locked cover with key release	
Maximum numbers of operations per day	150	250
Duty cycle – mains present <sup>3,4</sup>	20%	50%
Operations in standby with 7Ah battery <sup>2</sup>		
Half day	81	34
Full day	64	27
Operations in standby with 40Ah battery <sup>2</sup>		
Half day	150 <sup>6</sup>	226
Full day	150 <sup>6</sup>	219
Collision sensing	Electronic	
Operating temperature range	-15°C to +50°C	
Receiver type	External	
Mass of unit packed (Master - kit with PC Board and charger, but excluding battery)	10.01kg	10.5kg
Maximum leaf width for corresponding gate mass	2m - 350kg	2m - 600kg
	3.5m - 350kg	3.5m - 260kg
Packaging dimensions (Master - kit with PC Board and charger, but excluding battery)	Width: 370mm x Depth: 260mm x Height: 320mm	

<sup>1.</sup> Can operate off a solar supply, consult Centurion Systems for assistance  
<sup>2.</sup> Based on 4m gate, excluding infrared Safety Beams  
<sup>3.</sup> Based on 25°C ambient temperature and unit not in direct sunlight  
<sup>4.</sup> CP84SM2A only  
<sup>5.</sup> Can increase battery capacity to 40Ah for longer standby times  
<sup>6.</sup> Limited by number of maximum operations per day



R3



R5

# Multi-lingual *world class* technical support




## Cabling Requirements

- 220V - 240V AC mains cable via double pole mains isolator switch (3 core LNE 1.5mm<sup>2</sup> 1 SWA 2 ) or low-voltage cable from transformer (34V secondary @ 800mA) to battery charger (2 core + earth 1.5mm<sup>2</sup> Norsk)
- Master Motor (MTR M) or Slave Motor (MTR S) cable (minimum, 3 core 2.5mm<sup>2</sup> + 3 core 0,5mm<sup>2</sup> multi-stranded)

### Optional Wiring (all cable is multi-stranded):

- Intercom, cable from control box to dwelling (n1 7 + 6 core 4 0.5mm<sup>2</sup> multi-stranded) or cable from control box to entry panel (n2 7 0.5mm<sup>2</sup> multi-stranded)
- Infrared Safety Beams (3 core 0.5mm<sup>2</sup> multi-stranded)
- Access control device (3 core 0.5mm<sup>2</sup> multi-stranded 5)
- Pedestrian Keyswitch (2 core 0.5mm<sup>2</sup> multi-stranded) or
- Keypad (3 core 0.5mm<sup>2</sup> multi-stranded)
- External radio receiver (3 core 0.5mm<sup>2</sup> multi-stranded 6)
- Pillar Lights (3 core LNE SWA 2, size according to power requirements)
- Ground loop for free-exit (1 core 0.5mm<sup>2</sup> multi-stranded - silicone-coated)
- Electric lock (2 core 1.5mm<sup>2</sup>)

- Possibly increase cable thickness if Pillar Lights are to be installed
- SWA - steel wire armoured
- Type of cable must adhere to municipal bylaws and preferably be screened. Screening provides better protection against lightning - earth one end of the screening
- Allows for all features such as Pedestrian Opening, Status LED, etc. to be operated from the intercom handset inside the dwelling
- Number of cores and type of cable could vary depending on the brand of access control system being used
- For optimum range an external radio receiver can be mounted on the wall
- Number of cores required by the intercom



Thanks to the recent addition of a formidable team of tech-savvy polyglots to our technical support call centre, we are now not only able to provide you with world-class support on your CENTURION-manufactured or supported product, but chances are we are able to do it in your own language! C'est formidable!

The CENTURION technical support call centre now offers support in all eleven official South African languages as well as French, Portuguese and Spanish. In addition to their linguistic abilities, all of our support technicians are highly skilled and hold various technical qualifications; they have also received extensive training on all CENTURION access automation products from both our product trainers and our support training facilitator, Dumisani Sibeko. You're in good hands, mon ami. If you're based locally, you can reach these very astute tech support guys and gals on our ShareCall number, 0861 003 123, or on +27 11 699 2481 if you're dialling from outside of South Africa. We'd also like to remind you about some of the other platforms through which you can make contact with us:

It turns out social media channels are good for more than playing Farmville and looking at pictures of cats in amusing poses with adorably misspelt captions. Who knew? We actively monitor these channels so go on and send us your questions, compliments or complaints. Do it!

We have an entire channel on YouTube chock-a-block with useful how-to tutorials covering our most popular gate motors and access control products. So, while YouTube has mostly been taken over by videos featuring the scandalous exploits of pop stars, it's good to know that one can still learn something!

There is also a comments section for you to post your questions.

If you're looking for a nice read that's also educational, we believe our blog checks both of those boxes.

Everything from improving your intercom's speech quality to getting better range out of your remote control is covered on the official CENTURION blog.

Whether you're looking to download product documentation, register your device, use the G-WEB online interface, find out more about one of our products or just get to know us a little better, [www.CentSys.com](http://www.CentSys.com) is the place to be!

Even in the so-called Digital Age, there's still no substitute for good old-fashioned human interaction, and with eight branches nationwide and one in Nigeria, we're just dying to meet you in person!





## IT24N

### Underground Swing Gate Operator

Product Code: **BEN9591457** / **BEN9150039**

A powerful underground swing gate operator for discerning home owners that do not want to see an operator moving their gates, the IT24N provides reliable swing gate automation for gates up to 3.5 metres wide without impacting the aesthetic appeal of the gate. These operators are also ideal for operating gates with limited or - sidewall space.

Suitable for domestic and light-industrial applications providing safe, quiet and reliable operation.

### Main Features

#### Mechanical Features

- Hidden from view for greater aesthetic appeal
- Battery backup
- Extremely potent and reliable motor reduction unit for smooth and dependable operation

#### Electronic Features


- Multiple operating features – to suit a wide variety of applications
- Proven lightning protection for greater reliability
- High immunity to noise – not affected by external interference
- Micro controller platform allows customisation – improved versatility
- Trigger input with local test button – useful for testing the operation of the device when a transmitter is not available
- Local and remote multi-function Gate Status LED

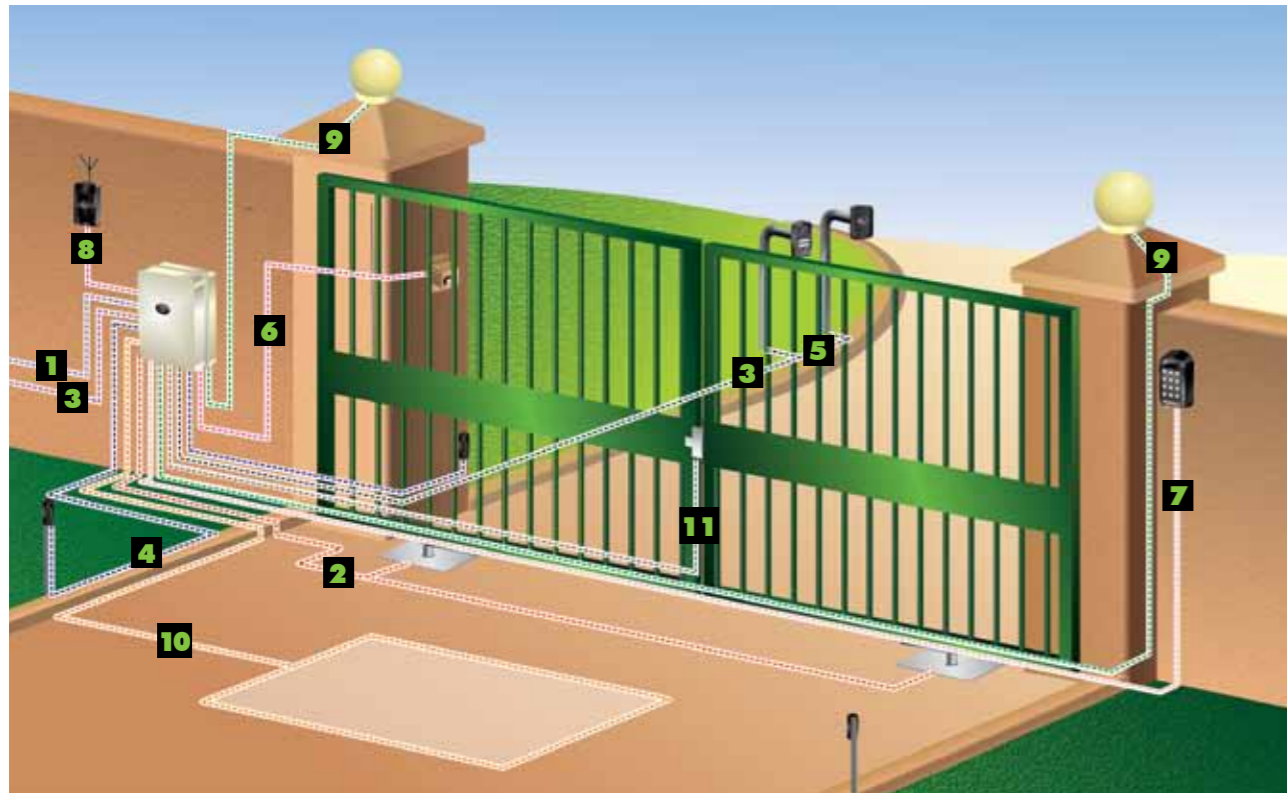
- Pedestrian Opening input - prevents unauthorised vehicle access
- Safety Beam input – connecting infrared Safety Beams dramatically increases the safety of the automated system
- Free-exit input (only opens gate) – ideal for fitting free-exit ground loops or pushbuttons in townhouse complexes and high-volume vehicle access applications
- Holiday Lockout input – ensures that gate cannot be opened when home owners are away
- Timed potential-free contact (e.g. Courtesy Lights)
- Low-voltage switching of potential-free contact
- Selectable/adjustable Autoclose timer (5 – 45 seconds)
- Override of Autoclose timer via trigger input
- Local diagnostic LEDs for easy programming
- Available in 12V and 24V DC variants

### Technical Specifications

Technical Data	IT24N
Input voltage <sup>1</sup>	220V - 240V AC ± 10%, 50Hz
Motor voltage	24V DC
Motor power supply <sup>2</sup>	Battery-driven 500mA charger
Operator output torque	360Nm
Gate opening time – typical <sup>3</sup>	<20 sec
Duty cycle – mains present <sup>4</sup>	50%
Daily operations – maximum	200
Operating temperature	-15°C to +50°C
Maximum leaf width for corresponding gate mass	2m – 550kg 3.5m – 400kg
Allowable wind loading – 100% coverage	2m – 45km/h 3.5m – 25km/h
Degree of protection	IP67
Boxed shipping weight (operator and foundation plate)	20.5kg
Dimensions	Width: 350mm x Depth: 200mm x Height: 133mm

- <sup>1</sup> Can operate off a solar supply, consult Centurion Systems for assistance
- <sup>2</sup> Battery-driven with two x 7Ah batteries (can be upgraded for longer power failure autonomy)
- <sup>3</sup> Assumes a 90° opening gate
- <sup>4</sup> Based on 25°C ambient temperature and unit not in direct sunlight






### Cabling Requirements

- 220V - 240V AC mains cable via double pole mains isolator switch (3 core LNE 1.5mm<sup>2</sup> 1 SWA 2 ) or low-voltage cable from transformer (34V secondary @ 800mA) to battery charger (2 core + earth 1.5mm<sup>2</sup> Norsk)
- Motor cables (2 core + earth 1.5mm<sup>2</sup>, 3 core 0.5mm<sup>2</sup>, multi-stranded 3)

#### Optional Wiring (all cable is multi-stranded):

- Intercom cable from control box to dwelling (n1 8 + 6 core 4 0.5mm<sup>2</sup> multi-stranded) or cable from control box to Entry Panel (n2 8 0.5mm<sup>2</sup> multi-stranded)
- Infrared Safety Beams (3 core 0.5mm<sup>2</sup> multi-stranded)
- Access control device (3 core 0.5mm<sup>2</sup> multi-stranded 5)
- Pedestrian Keyswitch (2 core 0.5mm<sup>2</sup> multi-stranded) or
- Keypad (3 core 0.5mm<sup>2</sup> multi-stranded)
- External radio receiver (3 core 0.5mm<sup>2</sup> multi-stranded 6)
- Pillar Lights (3 core LNE SWA 2, size according to power requirements)
- Inductive loop detector for free-exit (1 core 0.5mm<sup>2</sup> multi-stranded - silicone-coated 7)
- Electric lock (2 core 1.5mm<sup>2</sup>)

- |   |  |
|---|--|
| <ol style="list-style-type: none"> <li>Possibly increase cable thickness if Pillar Lights are to be installed</li> <li>SWA - steel wire armoured</li> <li>Type of cable must adhere to municipal bylaws and preferably be screened. Screening provides better protection against lightning - earth one end of the screening</li> <li>Allows for all features such as Pedestrian Opening, Status LED, etc. to be operated from the intercom handset inside the dwelling</li> </ol> | <ol style="list-style-type: none"> <li>Number of cores and type of cable could vary depending on the brand of access control system being used</li> <li>For optimum range an external radio receiver can be mounted on the wall</li> <li>Consult manufacturer of loop detector for specific details</li> <li>Number of cores required by the intercom</li> </ol> |
|---|--|



## Answer your intercom... from just about anywhere!

Installing a **G-SPEAK** GSM-based intercom is so quick and easy, you'll be on the beach in no time

#### Main Features:

- Your mobile phone becomes your intercom handset - making it appear that you are always home, greatly increasing security
- Up to four input/output channels with 100 authorised users\*
- Add and delete authorised numbers quickly and securely via SMS
- Can be powered via most gate motors
- Easy to install and commission

The **G-SPEAK** is so much more than an intercom system! With its simple, effortless dialling to dedicated numbers, it's also ideal for:

- Small children to reach their parents
- Elderly persons to reach their children and caregivers
- Warehouse receiving areas

\* Applicable to the G-SPEAK Classic+ model only



Swing Gate Operator Accessories



**A. CENTURION Infrared Beams**  
Product Code: Photon wireless beams: **PHOTON1V1**; i5 wired beams: **ISV3**



Always recommended on any gate automation installation to increase the safety of the automated system.

**B. FLUX SA Loop Detector**  
Product Code: **FLUXSA00V1**



Allows free-exit of vehicles from the property (requires ground loop to be fitted).

**C. Solar Supply**  
Product Code: **ESOLAR20WA/ESOLAR40WA**



Alternative means of powering the system – consult Centurion Systems for details.

**D. CENTURION Transmitter**  
Product Code: One-button: **TX1NV2433**; Two-button: **TX2NV433**; Three-button: **TX3NV2433**; Four-button: **TX4NV2433**



Incorporates ultra-secure code-hopping technology. Available in one-, two-, three- and four-button variants.

**E. G-SWITCH-22 GSM Device**  
Product Code: **GSWITCH0V3**



Allows for monitoring and activating the operator, via your phone, from anywhere in the world with GSM coverage.

**F. SMARTGUARD or SMARTGUARDair Keypad**  
Product Code: **SK/TBLK, SK/AIRBLK**



Cost-effective and versatile wired or wireless keypad, allowing access for pedestrians.

**G. Pedestrian Keyswitch**  
Product Code: **CP55K**



Basic key-operated switch for allowing access for pedestrians.

**H. POLOphone/G-SPEAK Intercom**  
Product Code: **POLOH00WV1, POLOE2G0V3 / GSC0K020V0, GSC1K020V0**



Allows visitors to communicate with people inside in order to gain access to the property.

**I. SOLO/LATTICE Proximity Access Control**  
Product Code: **SOLO0001V1 / LATC0003V1**



Proximity reader for allowing access for both pedestrians and vehicles.

**J. Gooseneck**  
Product Code: **XGSN-60000 or XSGN-6GLV0**



Steel pole for mounting intercom gate station or access control.

**K. VECTOR2 Cable**  
Product Code: **CABLEVEC**



VECTOR2 cable has been optimised for the VECTOR2 range of swing gate operators to provide reliable operation time and time again.

**L. VECTOR2 Wallbox**  
Product Code: **VECCAD02V5**



A fully weatherproof wall-mounted enclosure for your VECTOR2 operator's electronics, providing a neat and convenient central point of operation.

VECTOR2 Optional Mounting Accessories

**M. Gate Adaptor Kit**  
Product Code: **VECGAK00V1**



This kit is used when a need arises to spread the load absorbed by the gate bracket over a wide area of the gate surface. The Spreader Plate can be welded between bars or onto an existing beam. This should be used when the gate is made of thin-section material, and is highly recommended for all light-industrial installations.

**N. Mechano Kit**  
Product Code: **VEKMAK00V1**



The securing plates in this kit have been designed to secure to either the standard-, or high-security wall brackets. The position of the holes in the securing plate ensures maximum flexibility in selecting the most appropriate mounting point for the operator.


**O. High-Security Kit**  
Product Code: **VEKHSK001V1**



The High-Security Wall Bracket enables the installer to spread the load of the cyclic repetition of the gate opening over a wider wall area, along with providing more static strength against attempted forced entries.

The Long Security Plate enables the installer to position the operator according to the installation tables easily with a minimum of cutting, grinding and welding.

**P. Wall Adaptor Kit**  
Product Code: **VEKWAK00V1**



The Wall Adaptor Plate spreads the load of the wall-bracket over four holes vertically. This kit can be used with either the standard-, or high-security wall brackets.

## Swing Gate Operator Kits

### Single VECTOR2 400 or 500 Kit

Product Code: **VEC4KITSLIND** or **VEC5KITSLIND**

- 1 x Operator **1**
- Mounting hardware **M**
- 1 x Controller **A**
- 1 x Wallbox (includes mains isolator and external status LED indicator board) 1 x 7Ah battery **F**
- 1 x 2A Switch Mode charger **H**
- 1 x 7Ah battery **I**
- 1 x LED External Indicator Board **D**
- 1 x Onboard CENTURION multichannel receiver
- 2 x 4 button CENTURION transmitter **E**

### Single R3/R5 Pedestal/Wall-mount Kit

Product Code: **Refer to price lists**

- 1 x Operator **2**
- Mounting hardware **M**
- 1 x Charger (R3: 800mA) **G**
- R5: 2A Switch Mod **H**
- 1 x Controller **B**
- 1 x 7Ah / 33Ah battery **I**
- 2 x 4 button CENTURION transmitter **E**

### Single IT24N kit

Product Code: **BENUG24KITS**

- 1 x Operator (including foundation box, cover plate, and internal linkages) **3**
- 1 x Controller **C**
- 1 x Wallbox **F**
- 1 x CP24 24V charger
- 2 x 7Ah battery **I**

### Double VECTOR2 400 or 500 Kit

Product Code: **VEC4KITDLIND** or **VEC5KITDLIND**

- 2 x Operators **1**
- Mounting hardware **M**
- 1 x Controller **A**
- 1 x Wallbox (includes mains isolator and external status LED indicator board) 1 x 7Ah battery **F**
- 1 x 2A Switch Mode charger **H**
- 1 x 7Ah battery **I**
- 1 x LED External Indicator Board **D**
- 1 x Onboard CENTURION multichannel receiver
- 2 x 4 button CENTURION transmitter **E**

### Double R3/R5 Pedestal/Wall-mount Kit

Product Code: **Refer to price lists**

- 2 x Operator **2**
- Mounting hardware **M**
- 1 x 800mA charger, **G**
- 1 x Controller **B**
- 1 x 7Ah / 33Ah battery **I**
- 2 x 4 button CENTURION transmitter **E**

### Double IT24N kit

Product Code: **BENUG24KITD**

- 2 x Operators (including foundation boxes, cover plates, and internal linkages) **3**
- 1 x Controller **C**
- 1 x Wallbox **F**
- 1 x CP24 24V charger
- 2 x 7Ah battery **I**



**A**  
VECTOR2 controller



**B**  
R3 R5 controller



**C**  
CP77 24V controller



**D**  
VECTOR2 LED External Indicator Board



**E**  
CENTURION Transmitter



**F**  
Wallbox



**G**  
800mA Charger



**H**  
2A Switch Mode Charger



**I**  
7Ah battery



**J**  
33Ah battery



**K**  
Battery housing



**L**  
R3 R5 Mounting hardware



**M**  
VECTOR2 Mounting hardware

- Square tube - Pedestal-mount only (R3: 75 x 75mm; R5: 100 x 100mm)
- Wall bracket - Wall-mount only
- Gate bracket
- Drive arm clamp with wedge (includes bolts)
- Connecting pole
- Padlock and padlock shield (optional extras)

- Gate bracket
- Pins
- Wall bracket

images are for illustrative purposes only - refer to text



# TRAFFIC BARRIER SYSTEMS

Traffic barriers offer a formidable means of controlling vehicular access, and we have gone to great lengths to ensure that Centurion Systems' barriers can handle the heaviest of traffic volumes while simultaneously offering superior security and a myriad of features. We have also developed a range of ancillary items that can be used to up the security ante more when used alongside our traffic barriers.



# SECTOR

## High-volume Industrial Traffic Barrier

Product Code: **Dependent on boom pole length, corrosion protection level and FLUX inclusion**

The SECTOR barrier has been designed to safely and cost-effectively apply high-duty vehicular access control to roadways between three metres and six metres wide. There are three models available.

### Models Available

**SECTOR 3:** Rapid, high-volume barrier, 3 metre boom pole

**SECTOR 4.5:** High-volume barrier, 4.5 metre boom pole

**SECTOR 6:** High-volume barrier, 6 metre boom pole

In addition to the different boom pole lengths available, the SECTOR's housing is also available in three grades of steel with varying degrees of corrosion protection. Refer to the specification table.

### Main Features

#### Mechanical Features

- Battery backup
- High-volume capability – up to 3000 operations per day for high-volume applications
- Very robust housings with varying degrees of corrosion protection for inland, coastal and marine environments
- Easy boom pole adjustment

#### Electrical Features

- LCD user interface for simple setup
- Diagnostic screens for easy maintenance
- Smooth, intelligent speed control – set the pace for raising and lowering according to individual site requirements

- Rapid boom pole raise (3 metre version < 1.2 seconds) can be slowed down if required
- Integrated ChronoGuard timer technology (a world first) – wide range of Time-barring and Auto-activation features
- Barrier Raise and Lower inputs
- Memory and non-memory barrier activation
- Full configuration of barrier operating parameters including independent pole raise and lowering speeds, ramp-up and ramp-down angles
- Automatic lowering
- Multiple Operating Profiles to suit region – select between ZA, CE and UL325

#### Electrical Features (continued)

- Onboard multichannel CENTURION code-hopping receiver with the ability to:
  - Learn transmitter buttons to specific functions (e.g. Barrier Raise, Barrier Lower, etc.)
  - Selectively delete specific transmitters that have been lost or stolen
  - Automatically learn transmitters into the system (Autolearn)
  - Automatically delete transmitters that are no longer in use (Delete-Not-Present)
- Multichannel controller with integrated ChronoGuard timer technology (a world first)

- Free-exit facility using an inductive loop detector or infrared beams
- Remote boom pole status indicator (Pole Position, Power Failure, Low Battery, Multiple Collision Detection and Security Light Status indication)
- Courtesy/Pillar Light Timer with adjustable duration
- Fully configurable Pre-delays with Multi-modal Pre-flash
- Safety/Closing Beam input with beam functional test
- Lock/Emergency Stop input
- Ticket Vend Interlock which enables connectivity to a ticket vending machine



**SECTOR™**



## Technical Specifications

Technical Data	SECTOR 3	SECTOR 4.5	SECTOR 6
Input voltage <sup>1</sup>	90V - 240V AC +/-10% @ 50Hz		
Motor voltage	12V DC		
Motor power supply	Battery-driven (standard capacity - 7Ah <sup>3</sup> )		
Battery charger	CP84SM - 2A @ 13.8V		
Current consumption (mains)	170mA		
Boom pole length	3.0m	4.5m	6.0m
Boom pole raise time (adjustable) <sup>2</sup>	1.2 - 4.5 sec	2.6 - 9.2 sec	2.6 - 9.2 sec
Manual override	Allen key operated from outside unit		
Maximum numbers of operations per day	3000		
Duty cycle - mains present <sup>4, 5</sup>	80%		
Operations in standby with 7Ah battery <sup>6</sup>			
Half day <sup>7</sup>	3000*		
Full day <sup>7</sup>	3000*		
Collision sensing	Electronic		
Operating temperature range	-15°C to +65°C		
Onboard receiver type	CENTURION code-hopping; multichannel		
Receiver code storage capacity	500 transmitter buttons		
Receiver frequency	433MHz		

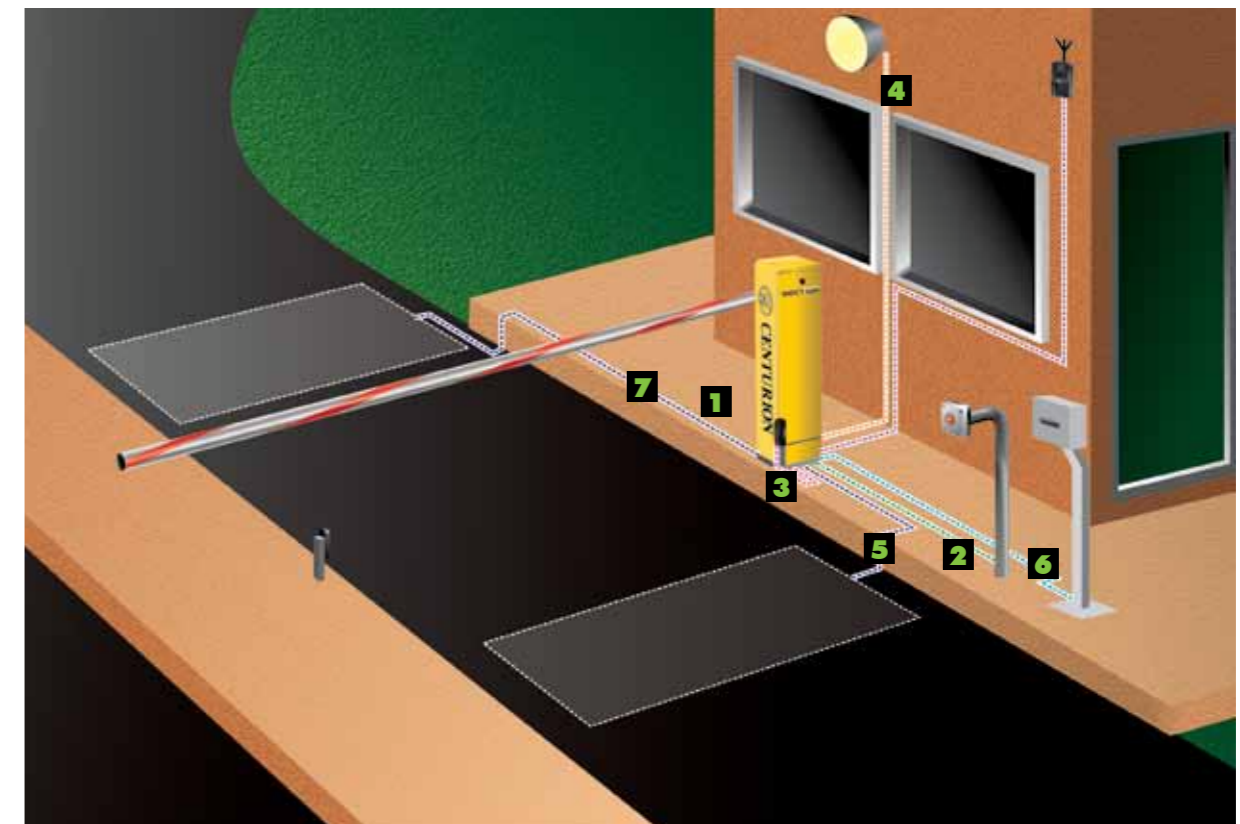
1. Can operate off a solar supply, consult Centurion Systems for assistance
2. Boom pole raise and close times are both individually configurable to suit individual installation requirements
3. Can increase battery capacity for longer standby times
4. Based on 25°C ambient temperature and unit not in direct sunlight
5. Based on an output torque of less than 50% of rated.
6. Based on basic operator excluding closing loop detector
7. Limited by maximum daily usage

### Barrier Housing Specification

Application	Inland areas	Coastal plains - no airborne salt	Marine areas
Main housing surface protection	Zinc-passivated mild steel with epoxy coating	Grade 430 stainless steel with epoxy coating	Grade 316 brushed stainless steel
Base frame surface protection	Mild steel, hot dip galvanised	Mild steel, hot dip galvanised	Grade 316 brushed stainless steel
Housing construction	Sheet metal housing with 1.6mm wall thickness; separate fabricated base frame with 3mm wall thickness to raise housing above ground		
Housing colour	Traffic yellow		
Degree of protection	IP55		

### Boom Pole Specification

Material and profile	Aluminium, round profile with plastic end cap
Dimensions	Outside diameter: 76.2mm Wall thickness: 1.27mm
Surface protection, colour and markings	White epoxy-coated with red reflective tape



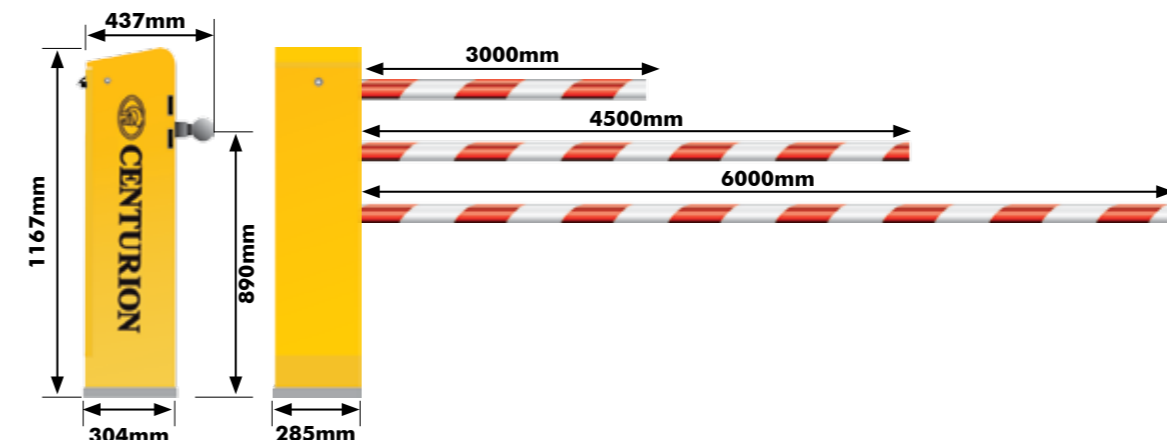
### Cabling Requirements

1. 220V - 240V AC mains cable (3 core LNE 1.5mm<sup>2</sup> <sup>1</sup> SWA )

#### Optional Wiring (all cable is multi-stranded):

2. Pushbutton control (2 core 0.5mm<sup>2</sup> multi-stranded)
3. Infrared Safety Beams (3 core 0.5mm<sup>2</sup> multi-stranded)
4. Optional Pillar Lights (3 core LNE SWA <sup>1</sup>, size according to power requirements)
5. Inductive Loop Detector for closing or safety (1 core 0.5mm<sup>2</sup> multi-stranded silicone-coated)
6. Access control device (2 core 0.5mm<sup>2</sup> multi-stranded <sup>2</sup>)

1. Type of cable must adhere to municipal bylaws but typically SWA (steel wire armoured) cable is recommended. The armouring provides excellent screening, which gives better protection against lightning - earth one end of the screening
2. Number of cores and type of cable could vary depending on brand of access control system being used



## CENTINEL Manual Traffic Barrier

Product Code: CENTINEL 3: **BM3**; CENTINEL 4.5: **BM4**; CENTINEL 6: **BM6**

The CENTINEL is a traffic barrier designed for manual operation, and utilises an internal counterbalance spring for ease of use. In addition, the unit comprises an operating lever which is designed for easy and comfortable handling of the pole as well as a thumbwheel to secure the pole in the horizontal and vertical positions.

### Models Available

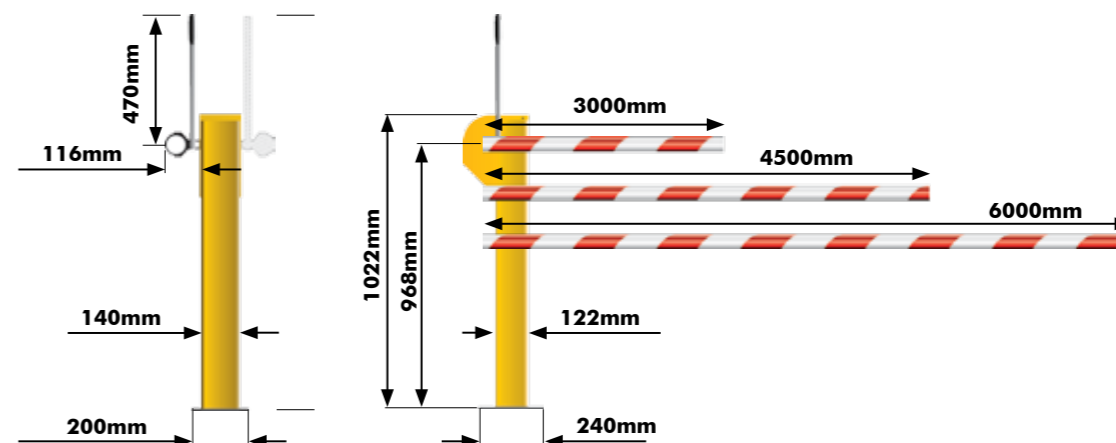
- CENTINEL 3:** Manual barrier, 3 metre boom pole
- CENTINEL 4.5:** Manual barrier, 4.5 metre boom pole
- CENTINEL 6:** Manual barrier, 6 metre boom pole

### Main Features

- Internal spring counterbalance allows for effortless raising or lowering of the boom pole
- Professional, compact appearance
- Attractive slimline construction
- Convenient actuating handle for raising boom pole
- Thumbwheel to secure pole in raised or lowered position

### Technical Specifications

Technical Data	CENTINEL 3	CENTINEL 4.5	CENTINEL 6
Boom pole length	3.0m	4.5m	6.0m
Counterbalance spring	Internal		
Housing specification	Epoxy-coated mild steel or Grade 3CR12 stainless steel – traffic yellow		
Barrier pole specification	Aluminium round profile, epoxy-coated white with red reflective tape		





## CLAWS

### Roadway Spikes For High-Volume Access Control

Various kit combinations available – refer to Price List

CLAWS barrier spikes are designed to enhance the security at high-volume entry and exit points. They provide a formidable deterrent to would-be criminals and due to their robust construction they are very difficult to defeat.

#### Models Available

- Surface-mount - Direct Drive:** For installations that are mounted above the road surface. Uses the SECTOR's drive mechanism to drive the CLAWS
- Surface-mount - Indirect Drive:** For installations that are mounted above the road surface. Uses its own drive mechanism and controller, synchronised with the SECTOR's controller
- Flush-mount - Direct Drive:** For installations that need to be flush with the roadway. Uses the SECTOR's drive mechanism to drive the CLAWS
- Flush-mount - Indirect Drive:** For installations that need to be flush with the roadway. Uses its own drive mechanism and controller, synchronised with the SECTOR's controller


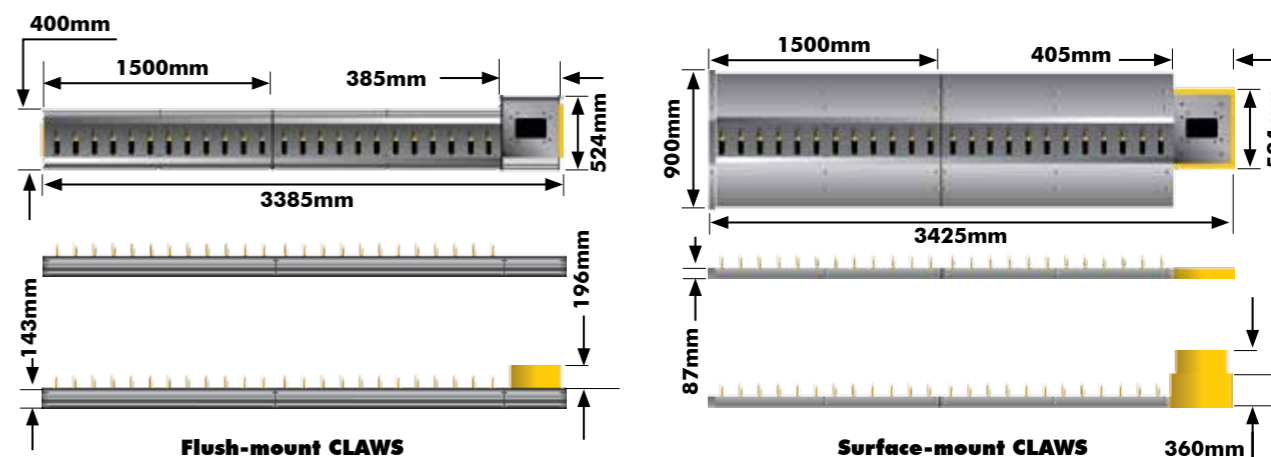
#### Main Features

- Reliable battery backup – continued operation even during power failures
- High-torque DC motor for long-term reliability
- Selectable High-security or Safe Modes
- Independent Drive model has its own drive mechanism and controller which synchronises with the SECTOR controller
- Direct Drive model utilises the SECTOR's drive mechanism
- Flush-mount and surface-mount options available
- Modular construction – flexible and easy to transport
- Modular units allow for ex-stock delivery
- Traffic light systems are easily interfaced

#### Technical Specifications

Technical Data	Direct Drive	Independent Drive
Input voltage <sup>1</sup>	NA	12V DC
Motor voltage	NA	12V DC
Spike modules – available lengths to make up total length of spike system required	1m and 1.5m	
Spike Raise/Lower time	As per co-installed SECTOR	1.2 sec
Daily operations – maximum	50% of co-installed SECTOR	As per co-installed SECTOR
Duty cycle – mains present	50% of co-installed SECTOR	As per co-installed SECTOR
Anti-corrosion specification	Hot-dip galvanised mild steel	
Spike material specification	85mm mild steel, electroplated and powder-coated	

<sup>1</sup> Requires external battery, charger and weatherproof controller housing if unit is installed as a standalone device



## TRAPEX Barrier Fence

Product Code: **BFENCE30V1/45V1**

A robust and effective fence-type barrier designed to prevent pedestrians from circumventing the SECTOR vehicle access control system. TRAPEX is quick and easy to install, can be fitted to almost any traffic barrier system and is constructed from all-weather material, ensuring a long, good-looking lifespan.

### Main Features

- Clever design and tough construction prevents fence from being pushed aside
- Intelligent, modular design for ease of transportation and installation
- Semi-assembled modules with comprehensive installation kit
- All-weather materials ensure long lifespan

### Technical Specifications

#### Existing Installation

Boom Pole Length	Requirement
3 metres	The counterbalance spring in the 3m SECTOR barrier must be upgraded to that of a 4.5m unit - (Ref: 1187M01050A) The running speed of the SECTOR operator must be reduced to correspond to that of a 4.5m barrier (Raise/Lower time must be changed from 1.2 to 3 seconds)
4.5 metres	The counterbalance spring in the 4.5m SECTOR barrier must be upgraded to that of a 6m unit - (Ref: 1187M010500)
6 metres	It is not possible to fit the TRAPEX to a 6m SECTOR barrier

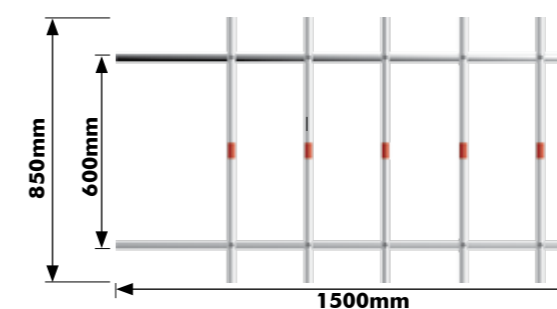
#### New Installation

Boom Pole Length	Requirement
3 metres	A 4.5m SECTOR barrier must be ordered for this application, along with a 3m boom pole and 2 x 1.5m modules of the TRAPEX barrier fence
4.5 metres	A 6m SECTOR barrier must be ordered for this application, along with a 4.5m boom pole and 3 x 1.5m modules of the TRAPEX barrier fence
6 metres	It is not possible to fit the TRAPEX to a 6m SECTOR barrier

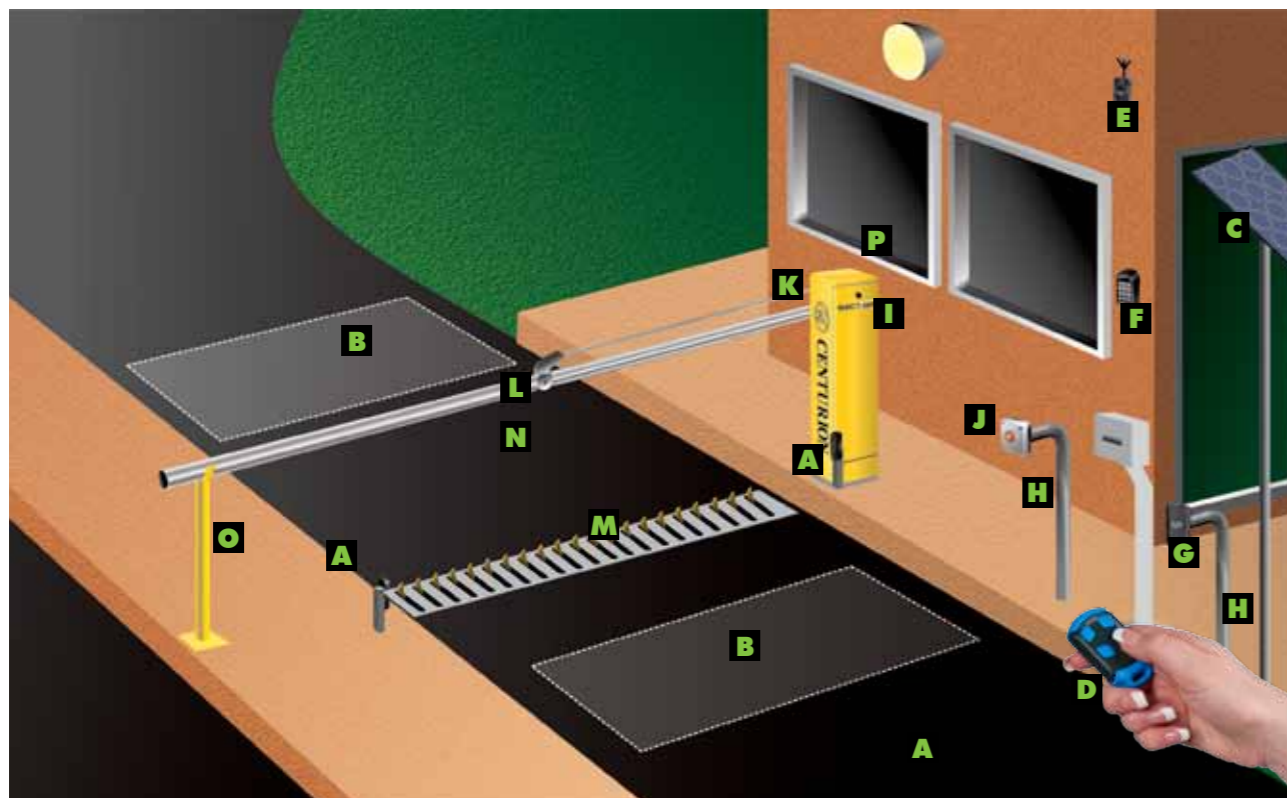
#### Dimensions and materials

Modular sections length	1.5m, pre-assembled
Vertical members	6 per 1.5m length with 250mm spacing
Vertical member length below barrier boom pole	692mm
TRAPEX fence members	19mm aluminium round tube
Weight	1.3kg/m
	1.5m Module weighs 2kg
Aluminium flatbar section	25mm x 25mm
Rivets used to fit the aluminium flatbar	5mm

**TRAPEX™**  
Barrier fence



## Traffic Barrier Accessories



### G. SOLO/Lattice Proximity Access Control

Product Code: **SOL00001V1 / LATC0003V1**



Proximity reader for allowing access for both pedestrians and vehicles.

### H. Gooseneck

Product Code: **XGSN-60000 or XSGN-6GLV0**



Steel pole for mounting intercom gate station or access control.

### I. Backup Memory Module

Product Code: **PCA12201V1.0**



Back up all the transmitters and operating details set up in the controller.

### J. Manual Pushbutton

Product Code: **PBLOV50001/ PBLOVD0001/ PBLOVT0001**



Industrial-rated switch, typically to allow a guard to manually activate the barrier.

### K. Breakaway Coupling

Product Code: **1309MASY0100**



Allows the boom pole to hinge away from the barrier if it is accidentally knocked, reducing the chance of being damaged.

### L. SECTOR Jack-knife Assembly

Product Code: **SEJACK55**



The SECTOR Jack-knife Assembly (fabricated from Grade 304 stainless steel) allows the boom pole to be installed in areas with limited headroom, such as basements. It folds the barrier pole, decreasing the required height in which the SECTOR barrier operates.

### A. CENTURION Infrared Beams

Product Code: Photon wireless beams: **PHOTON1V1**; i5 wired beams: **ISV3**



Always recommended on any gate automation installation to increase the safety of the automated system.

### B. FLUX 11 Loop Detector

Product Code: **FLUX1100V1**



Allows free-exit of vehicles from the property (requires ground loop to be fitted).

### C. Solar Supply

Product Code: **ESOLAR20WA/ESOLAR40WA**



Alternative means of powering the system.

### D. CENTURION Transmitter

Product Code: One-button: **TX1NV2433**; Two-button: **TX2NV433**; Three-button: **TX3NV2433**; Four-button: **TX4NV2433**



Incorporates ultra-secure code-hopping technology. Available in one-, two-, three- and four-button variants.

### E. G-SWITCH-22 GSM Device

Product Code: **GSWITCH0V3**



GSM-based device for remote monitoring and control.

### F. SMARTGUARD or SMARTGUARDair Keypad

Product Code: **SK/TBLK, SK/AIRBLK**



Cost-effective and versatile wired or wireless keypad, allowing access for pedestrians.

### M. CLAWS

Product Code: **Various models available, please consult the price list**



Add real security with seamless integration to our SECTOR - available in Flush- or Surface-mounted models.

### N. TRAPEX

Product Code: **BFENCEM02, BFENCE1550**



A traffic barrier pedestrian fence that stops people from circumventing the SECTOR access control point.

### O. Catchpost

Product Code: **1149001A5Y**



CENTURION's Catchpost provides additional support for particularly long boom poles, such as the six metre pole on a SECTOR or CENTINEL barrier, when lowered. It also incorporates a convenient flap for locking the pole.

### P. Midi Traffic Light

Product Code: Light: **1148TLK0V1**; Mounting Pole: **1148TLP0V1**



The Midi Traffic Light is an effective vehicular access control ancillary solution that enables the user to visually indicate when it is safe for a vehicle to proceed into or out of an access controlled area. This device makes an excellent accompaniment to the CLAWS roadway spikes system.



## Traffic Barrier and Accessories Kits

### SECTOR Barrier Kit

Product Code: **Dependent on boom pole length, corrosion protection level and FLUX inclusion**

- 1 x SECTOR barrier **1**
- 1 x Controller **A**
- 1 x 2A Switch Mode charger **B**
- 1 x Boom Pole 3m / 4.5m / 6m **C**
- 1 x 7Ah battery **D**
- 1 x Counterbalance Spring **E**
- 1 x FLUX11 **H**

### CLAWS Independent Drive Flush-mount Kit

Product Code: **SPIKEDF0V1**

- 1 x Independent Flush-mount Drive mechanism **3**
- 1 x Controller **A**
- Flush-mount Spike Modules (Available in 1m and 1.5m lengths) **F**

### CLAWS Direct Drive Flush-mount Kit

Product Code: **SPIKEDF1V1**

- 1 x Direct Drive Flush-mount Mechanism **3**
- 1 x Flush-mount Spike Modules **F**

### CENTINEL Manual Barrier Kit

Product Code: **Dependent on boom pole length and corrosion protection level**

- 1 x CENTINEL barrier **2**
- 1 x Boom Pole 3m / 4.5m / 6m **C**
- 1 x Counterbalance Spring **E**

### CLAWS Independent Drive Surface-mount Kit

Product Code: **SPIKEDS0V1**

- 1 x Independent Surface-mount Drive mechanism **2**
- 1 x Surface-mount Spike Modules **G**

### CLAWS Direct Drive Surface-mount Kit

Product Code: **SPIKEDS1V1**

- 1 x Direct Drive Surface-mount Mechanism **2**
- 1 x Surface-mount Spike Modules **G**




## Plug and play vehicle detection

The FLUX 11 is CENTURION's highly sensitive loop detector, and it offers complete mastery over ground loops.

Not only will you save time and money thanks to the user-friendly interface, but you'll have a vehicle access system that starts out working and stays that way!

- Two models available: 12V - 24V DC and 220V - 240V AC
- Standardised 11-pin connector allows for FLUX 11 to be incorporated into existing 11-pin base
- Very fast detection speed for quick response times
- Excellent immunity to external interference for improved reliability
- Audible and visual diagnostics for ease of setup and maintenance
- Incorporates Presence and Pulsed outputs to suit a wide range of vehicle access applications
- Selectable Permanent Presence feature to prevent unintended gate closure
- Dedicated reset button to assist with quick maintenance procedures
- Wide, adaptive self-tuning range for outstanding reliability
- Automatic Sensitivity Boost feature for reliable detection of variable height vehicles
- Bootloader interface for ease of firmware upgrades



Call 0860 236 887  
 Technical support line: 0861 003 123 (Monday - Friday: 07h00 - 18h00)  
[www.CentSys.com](http://www.CentSys.com)

# GARAGE DOOR OPERATORS

Centurion Systems offers automation solutions for all the major garage door types, including tip-up, sectional and roll-up. Our garage door operators are whisper-quiet, easy to install and, above all else, supremely reliable.



## XTrac

### Domestic Sectional and Tip-up Garage Door Operator

Product Code: VXTRAC0001 (Sectional); XTRAC0002 (Tip-up) See note about labelling

A quiet, safe and reliable garage door operator for sectional and tip-up doors with a maximum area of 12m<sup>2</sup>. A dual power system ensures that the XTrac remains in service even during lengthy power failures, while a clever design and superior lifting force make this CENTURION as strong as it is silent. It also comes equipped with a Wireless Wall Switch and onboard multichannel receiver with 32 button memory to facilitate convenient remote operation.

### Main Features

#### Mechanical Features

- Battery backup (with dual power – always on)
- Revolutionary design providing whisper-quiet operation
- Quick and easy installation and adjustment
- Adaptive anti-crushing protection for greater safety
- Strong and reliable 24V geared DC motor
- Manual override can disengage and re-engage in any position
- Wireless Wall Switch for convenient activation of up to four different features:
  - Open and close the garage door
  - Switch the Courtesy Light on and off
  - Electronically lock the system for greater security
  - Override the Autoclose facility

#### Electronic Features

- Adjustable speed control – suitable for both sectional and tip-up doors
- Onboard CENTURION code-hopping multichannel receiver with selective add and delete
- Door Service Monitor


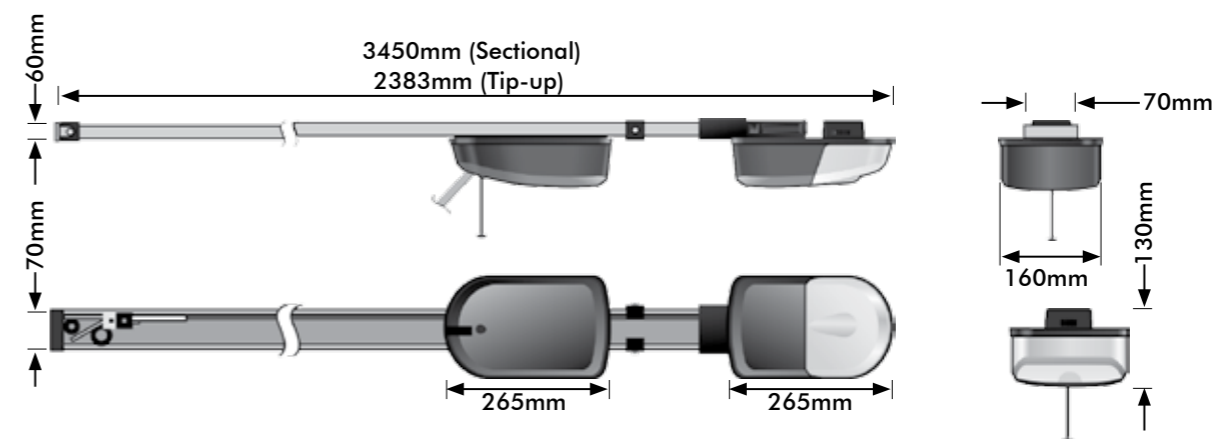
### Technical Specifications

Technical Data	XTrac
Input voltage <sup>1</sup>	180V – 270V AC @ 50/60Hz
Motor voltage	24V DC
Motor power - rated	120W DC
Motor supply	Dual power – 250VA max. mains power supply, with 2 x 1.5Ah 24V battery backup supply
Maximum door width	6500mm
Maximum door area	12m <sup>2</sup>
Maximum lifting capacity	1200N
Operations in Standby Mode	12 to 30 depending on the door size/weight/height/duration of power failure
Operator travel speed	Adjustable – between 90 – 125mm/sec
Door travel adjustment	Manually adjustable limits with 1 to 1 adjustment ratio
Safety obstruction force system	Selectable manual/adaptive
Light	Bayonet 24V 21W
Autoclose <sup>2</sup>	Dipswitch selectable
Infrared Safety Beams	Optional, but recommended
Onboard receiver	CENTURION code-hopping; 433MHz
Receiver code storage capacity	22 transmitter buttons
Receiver frequency	433MHz
Wireless Wall Switch	4 functions; 433MHz
Packaging dimensions	Width: 288mm x Depth: 330mm x Height: 180mm

<sup>1</sup>. Can operate off a solar supply, consult Centurion Systems for assistance

<sup>2</sup>. Requires infrared Safety Beams to be fitted

**XTrac**™



**SECTIONAL & TIP-UP  
GARAGE DOOR  
OPERATOR**



## RDO

### Domestic Roll-up Garage Door Operator

Product Code: **RDO0001**

A compact and reliable operator for domestic roll-up garage doors. The RDO can be installed within minutes of arriving onsite, offers reliable battery backup and even comes standard with an onboard code-hopping receiver to add even more convenience to an already formidable product.

### Main Features

#### Mechanical Features

- Battery backup
- Whisper-quiet operation
- Strong lifting capability
- Quick and easy installation
- Anti-crushing protection for greater safety
- Convenient manual override

#### Electronic Features

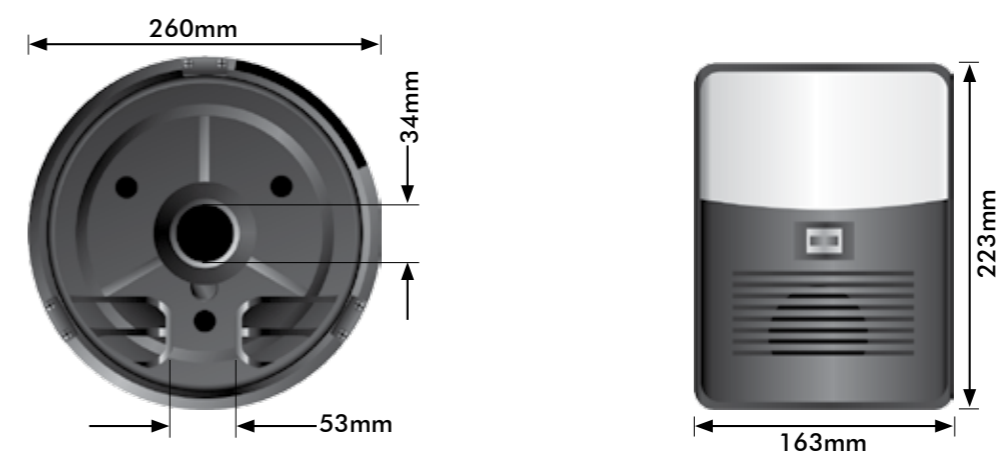
- Wall-mounted controller with Courtesy Light – bathes entrance in light whenever RDO is activated and remains on for a pre-set period of time afterwards
- Wireless Wall Switch for convenient remote operation

### Technical Specifications

Technical Data	RDO
Input voltage <sup>1</sup>	220V – 240V AC +/- 10% @ 50Hz
Motor voltage	24V DC
Motor power supply <sup>2</sup>	Battery-driven - 200mA charger - peak
Battery charger	Plug-in - 250mA @13.8V DC
Door operator	Drive unit attached directly to door drum
Controller	Wall-mounted unit with integrated light
Opening lift force	30kgf
Door travel speed	100 - 150mm/sec
Duty cycle - mains present <sup>3 4</sup>	20
Opening/closing travel limit	Max: 2.4m
Inherent safety mechanism	Electronic (adjustable)
Light	15W 24V DC Edison screw
Onboard receiver type <sup>5</sup>	CENTURION code-hopping, Voyager type
Receiver code storage capacity	36 transmitter buttons
Receiver frequency	433MHz
Wireless Wall Switch	1 x Single button CENTURION transmitter
Remote control included	1 x CENTURION code-hopping transmitter
Packaging dimensions	Width: 288mm x Depth: 330mm x Height: 180mm

<sup>1</sup>. Can operate off a solar supply, consult Centurion Systems for assistance  
<sup>2</sup>. 2 x 1.2Ah batteries (can be upgraded for longer power failure autonomy)  
<sup>3</sup>. Based on a lifting force of less than 50% of rated

<sup>4</sup>. Based on 25°C ambient temperature  
<sup>5</sup>. Only one button per transmitter is used





## Garage Door Operator Accessories



### A. XTrac Infrared Safety Beams

Product Code: 1302BEAM02



Provides additional safety against the door being closed onto a person or vehicle. Allows for the safe operation of the Autoclose function of the operator.

### B. CENTURION Transmitter

Product Code: TX1NV2433 (one-button); TX2NV2433 (two-button); TX3NV2433 (three-button); TX4NV2433 (four-button)



Incorporates ultra-secure code-hopping technology.

### C. SMARTGUARD or SMARTGUADair Keypad

Product Code: SK/1BLK (hard-wired); SK/AIRBLK (wireless)



Cost-effective and versatile wired and wireless keypad, allowing access to pedestrians.

### D. Wireless Wall Switch


Product Code: XTRACPEND01



The four-button Wireless Wall Switch can operate the door, turn on the light and activate Holiday Lockout all without running any unsightly wires.

### E. Rail Extension Kit

Product Code: XTRACEXT00 (303mm); XTRACEXT01 (1000mm)



Available in 1000mm and 350mm lengths. Allows for increased garage door opening height. Converts a tip-up door XTrac to be suitable for sectional doors.

### F. External Manual Override

Product Code: 1302EKEY01



Key-operated release for convenient manual override of door opener from the outside.

## Garage Door Operator Kits

### XTrac Sectional Door Operator Full Kit

Product Code: XTRAC0001

- 1 x XTrac operator (head and drive unit) **1**
- Mounting hardware components **F**
- 1 x Onboard multichannel CENTURION receiver
- 1 x Wireless Wall Switch **C**
- 1 x 3m Drive rail track **G**
- 2 x 1.5Ah batteries **D**
- 2 x Four-button CENTURION transmitters **A**

### XTrac Tip-up Door Operator Full Kit

Product Code: XTRAC0002

- 1 x XTrac operator (head and drive unit) **1**
- Mounting hardware components **F**
- 1 x Onboard multichannel CENTURION receiver
- 1 x Wireless Wall Switch **C**
- 1 x 2.4m Drive rail track **G**
- 2 x 1.5Ah batteries **D**
- 2 x Four-button CENTURION transmitters **A**

### RDO Operator Full Kit

Product Code: RDO0001

- 1 x RDO operator **2**
- 1 x Controller **E**
- 1 x Voyager receiver **H**
- 2 x 1.5Ah batteries **D**
- 1 x One-button CENTURION transmitter **B**
- 1 x Four-button CENTURION transmitter **A**



**1**  
XTrac



**2**  
RDO



**A**  
Four-button CENTURION transmitter



**B**  
One-button CENTURION transmitter



**C**  
Wireless Wall Switch



**D**  
1.5Ah battery



**E**  
RDO controller



**F**  
XTrac mounting hardware



**G**  
XTrac drive track



**H**  
Voyager receiver



# ROLLER-SHUTTER OPERATORS

The Centurion Systems industrial RSO range has been designed to safely automate extremely heavy roller-shutter doors such as entrances to factories and loading bays. There are six models available, each tailor-made to suit individual installation requirements.



## Roller-shutter Operator Quick Selection Guide

Whatever your industrial automation requirements, this quick selection guide will help you choose the best operator for the job.



Technical Data	RS05R	RS05DC
Description	Full logic	Full logic; battery backup
Input voltage	220V - 240V AC	90V - 240V AC
Shutter mass – maximum	500kg	500kg
Shutter travel speed	140mm/sec	130mm/sec
Duty cycle	20%	35%
Daily operations – maximum <sup>1</sup>	200	350
Battery backup	-	✓
Can connect ancillary equipment, e.g. Safety Beams, access control components, etc. <sup>2</sup>	✓	✓
Time-barring and automatic activation	-	✓
Onboard receiver	-	✓

<sup>1</sup> Over a 24 hour period

<sup>2</sup> For example, Safety Beams, Access Control Equipment



RS05	RS05R3P	RS05RE	RS09
Full logic	Basic; three-phase	Basic; Endurance	Heavy duty
220V - 240V AC	380V AC 3Ø	220V - 240V AC	380V AC 3Ø
500kg	500kg	500kg	900kg
100mm/sec	100mm/sec	74mm/sec	55mm/sec
20%	30%	40%	30%
200	320	430	320
-	-	-	-
✓	-	-	-
-	-	-	-
-	-	-	-



## RSO Industrial Roller-Shutter Operators

Product Codes: RSO5R: RSO5R000V2; RSO5DC: RSO5DC000V1; RSO5: RSO50000V1; RSO5R3P: RSO5R3P0V1; RSO5RE: RSO5RE00V1; RSO9: RSO90000V1

The Centurion Systems industrial RSO range has been designed to safely automate extremely heavy roller-shutter doors such as those at entrances to factories and loading bays. There are six models available, each tailor-made to suit individual installation requirements.

### Models Available

- RSO5R:** Ideal for sites requiring basic, reliable and cost-effective automation of shutters weighing up to 500kg.
- RSO5DC:** Incorporates an intelligent LCD controller and reliable battery backup for complete power failure autonomy. It can lift shutters weighing up to 500kg.
- RSO5:** This model utilises a powerful AC motor to lift shutters weighing up to 500kg. A multifaceted interface board allows for the connection of safety beams, radio receivers, keypads, proximity access systems, etc.
- RSO5R3P:** A powerful 380V, three-phase operator capable of delivering greater starting thrust and also boasts increased duty cycle, for shutters weighing up to 500kg.
- RSO5RE:** An endurance model ideal for high-volume automation of shutters weighing up to 500kg. The vastly improved duty cycle and high number of possible daily operations are made possible by a ventilated planetary gearbox.
- RSO9:** A heavy-duty model utilising a 380V, three-phase power supply enabling it to lift very heavy shutters weighing up to 900kg.

### Main Features

- Automate heavy roller-shutters; e.g. at entrances to factories, shops and warehouses
- Rock-solid mounting system
- Convenient manual operation
- The RSO5DC model incorporates full battery backup and an LCD interface
- Feature-rich and basic, cost-effective models available
- Safe and reliable position control
- Allows for the connection of safety devices and ancillary equipment <sup>2</sup>
- Integrated ChronoGuard timer functionality (a world first) <sup>3</sup>
- Onboard CENTURION code-hopping multichannel receiver with selective add and delete <sup>3</sup>
- Intruder-detection Alarm Modes (a world first) <sup>3</sup>
  1. +/-10%
  2. RSO5, RSO5R and RSO5DC only
  3. RSO5DC only

### Technical Specifications

Technical Data	RSO5R	RSO5DC	RSO5	RSO5R3P	RSO5RE	RSO9
Input voltage	220V - 240V AC, 50Hz	90V - 240V AC, 50Hz	220V - 240V AC, 50Hz	380V AC 3Ø, 50Hz	220V - 240V AC, 50Hz	380V AC 3Ø, 50Hz
Weight	500kg	500kg	500kg	500kg	500kg	900kg
Motor voltage	230V AC	24V DC	230V AC	380V 3Ø	230V AC	380V 3Ø
Power	250W	220W	360W	360W	375W	550W
Motor speed	1780rpm	1440rpm	1780rpm	1780rpm	1780rpm	1780rpm
Door travel speed <sup>1</sup>	140mm/sec	130mm/sec	100mm/sec	100mm/sec	74mm/sec	45mm/sec
Current	3.5A 1Ø	4.6A 1Ø	3.7A 1Ø	1.5 - 2A 3Ø	3AØ	2.2A 3Ø
Duty cycle	20%	35%	20%	30%	40%	30%
Temperature protector	95°C	70°C	105°C	70°C	125°C	115°C
Output shaft rotation	53rpm	50rpm	35rpm	35rpm	28rpm	17rpm
Gear ratio	34:1	55:1	51:1	55:1	64:1	105:1
Gear transmission	Single-row oblique gear	Double-row oblique gear	Single-row oblique gear	Single-row oblique gear	Double-layer planetary gear	Double-layer oblique gear
Material of gearbox	Aluminium	Aluminium	Aluminium	Aluminium	Cast-iron	Aluminium
Drive type	Chain-driven	Chain-driven	Chain-driven	Chain-driven	Chain-driven	Chain-driven
Sprocket	9T	9T	9T	9T	9T	10T
Chain	5/8 inch	5/8 inch	5/8 inch	5/8 inch	5/8 inch	1 inch
Length	540mm	450mm	570mm	500mm	530mm	600mm
Net weight	12.7kg	9.64kg	12.8kg	12.8kg	20.2kg	22.1kg
Gross weight	13.5kg	10.4kg	13.5kg	13.5kg	21kg	23.0kg
Packing dimensions	Width: 260mm x Depth: 200mm x Height: 540mm	Width: 265mm x Depth: 210mm x Height: 570mm	Width: 265mm x Depth: 210mm x Height: 570mm	Width: 265mm x Depth: 210mm x Height: 570mm	Width: 260mm x Depth: 200mm x Height: 665mm	Width: 345mm x Depth: 285mm x Height: 600mm

<sup>1.</sup> +/-10%



**INDUSTRIAL  
ROLLER-SHUTTER  
OPERATORS**

## RSO

### Industrial Roller-Shutter Automation

Product Codes: RSO5R: RSO5R000V2; RSO5DC: RSO5DC00V1; RSO5: RSO50000V1; RSO5R3P: RSO5R3P0V1; RSO5RE: RSO5RE00V1; RSO9: RSO90000V1

#### Technical Specifications

Features and Functionality	RSO5R	RSO5DC	RSO5	RSO5R3P	RSO5RE	RSO9
Maximum shutter weight	500kg	500kg	500kg	500kg	500kg	900kg
Battery backup	-	✓	-	-	-	-
Integrated Wall Switch	✓	Uses D-Series controller	✓	✓	✓	✓
Manual override facility	✓	✓	✓	✓	✓	✓
Hand chain	✓	✓	✓	✓	✓	✓
Safety Beam input	✓	✓	✓	-	-	-
Input for ancillary devices, e.g. keypads, pushbuttons, etc.	✓	✓	✓	-	-	-
Pillar Light input	-	✓	-	-	-	-
Autoclose	✓	✓	✓	-	-	-
Onboard receiver	-	✓	-	-	-	-
ChronoGuard timer	-	✓	-	-	-	-
Modes of Operation	Standard, Open Only, Close Only	Standard, Condo, PIRAC, PLC, Deadman, Reversing	Standard, Open Only, Close Only	NA	NA	NA
Local test button	✓	✓	✓	-	-	-
Position control	2 x N/C Micro switches with safety limit	2 x N/O Micro switches	2 x N/C Micro switches with safety limit	2 x N/C Micro switches	2 x N/C Micro switches	2 x N/C Micro switches

#### RSO Kits

Kit Components	RSO5R	RSO5DC	RSO5	RSO5R3P	RSO5RE	RSO9
Product code	RSO5R_FKIT	RSO5DC_FKIT	RSO50_FKIT	RSO5R3P_FKIT	RSO5RE_FKIT	RSO90_FKIT
Operator	✓	✓	✓	✓	✓	✓
Sprocket	✓	✓	✓	✓	✓	✓
Drive chain	✓	✓	✓	✓	✓	✓
Taper bush	✓	✓	✓	✓	✓	✓
Integrated Wall Switch	✓	Intelligent LCD controller	✓	✓	✓	✓
Foundation plate	✓	✓	✓	✓	✓	✓
Backup battery and wallbox	-	✓	-	-	-	-

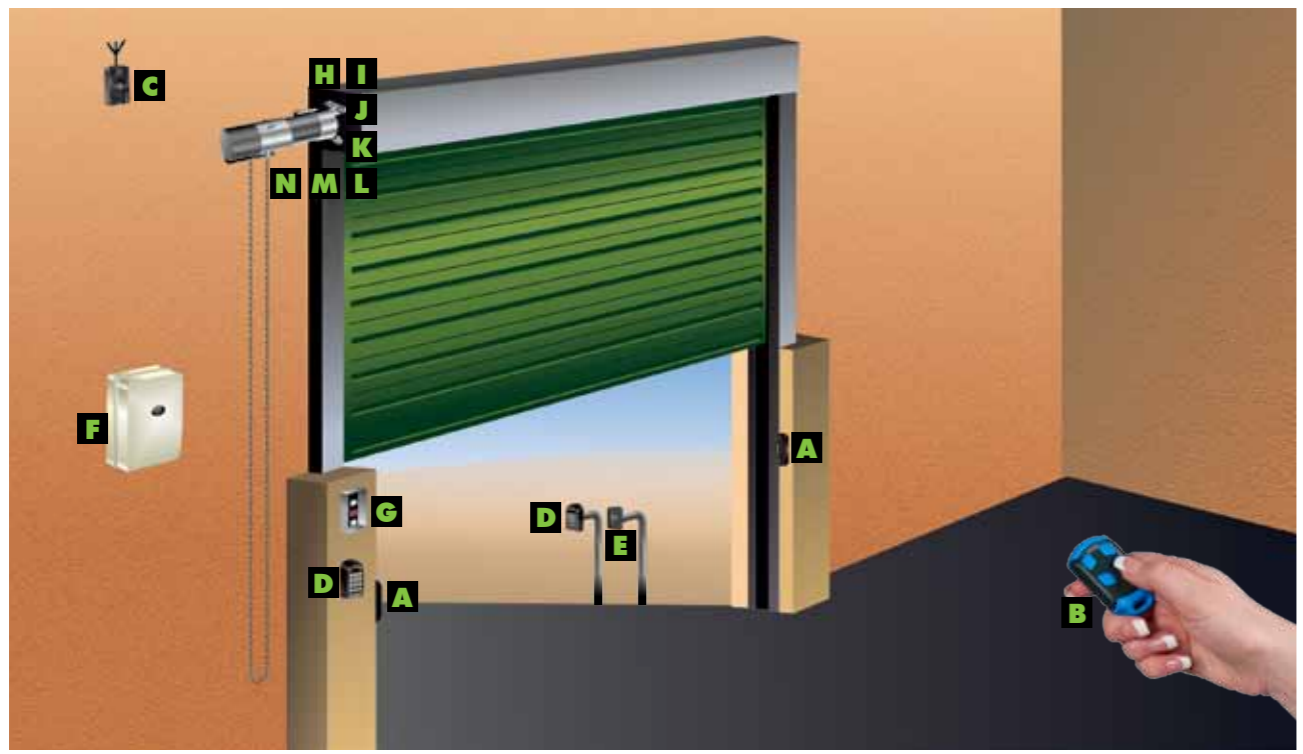


#### Cabling Requirements

- 220V - 240V AC mains cable (3 core LNE 1.5mm<sup>2</sup> SWA) <sup>1</sup>
  - Cable for Wall Switch (supplied)
  - Optional but recommended infrared Safety Beams (3 core 0.5mm<sup>2</sup> multi-stranded) <sup>2</sup>
  - Radio receiver cable (3 core 0.5mm<sup>2</sup> multi-stranded) <sup>2</sup>
  - Optional keypad or proximity access control reader (3 core 0.5mm<sup>2</sup> multi-stranded) <sup>2</sup>
- <sup>1</sup> 380V AC 3Ø for three-phase models  
<sup>2</sup> Applies to RSO5, RSO5R and RSO5DC only



**Roller-shutter Operators Accessories**



**A. Photon Infrared Safety Beams**

Product Code: **PHOTONV1**



Always recommended on any automation installation to increase the safety of the automated system.

**B. CENTURION Transmitter**

Product Code: One-button: **TX1NV2433**; Two-button: **TX2NV433**; Three-button: **TX3NV2433**; Four-button: **TX4NV2433**



Incorporates ultra-secure code-hopping technology. Available in one-, two-, three- and four-button variants.

**C. G-SWITCH-22 GSM Device**

Product Code: **G5WITCH0V3**



Allows for monitoring and activating the operator, via your phone, from anywhere.

**D. SMARTGUARD or SMARTGUARDair Keypad**

Product Code: **SMARTGUARD: SK/1BLK**; **SMARTGUARDair: SK/AIRBLK**



Cost-effective and versatile wired or wireless keypads, allowing access for pedestrians.

**E. SOLO/Lattice Proximity Access Control**

Product Code: SOLO: **SOLO0001V1**; Lattice Controller: **LATC0003V1**



Proximity reader for allowing access for both pedestrians and vehicles offering a higher level of security than the keypad.

**F. RSO Wallbox**

Product Code: **RSODC1CTR1**



A fully weatherproof wall-mounted enclosure for your RSO5DC operator's electronics, providing a neat and convenient central point of operation.

**G. Lockable Box for Wall Switch**

Product Code: **RSOPBBOX01**



A stylish, lockable stainless steel enclosure for the RSO Wall Switch to increase the security of the system by preventing unauthorised use of the pushbutton controls.

**H. RSO5, RSO5R, RSO5RE, RSO5R3P AND RSO5DC Drive Chain**

Product Code: **RSO5CHAIN1**



Drive chain with a pitch of 5/8th of an inch for use with the RSO5, RSO5R, RSO5RE, RSO5R3P and RSO5DC models.

**I. RSO9 Drive Chain**


Product Code: **RSO9CHAIN1**



Drive chain with a pitch of 1 inch for use with the RSO9 model.

**J. Shutter Bracket**


Product Code: **RSOBRK0001**



This innovative 400mm bracket can be used to prepare doors for future automation while they are being manufactured.

**K. RSO5R, RSO5, RSO5DC, RSO5R3P and RSO5RE Mounting Plate**

Product Code: **RSOBRK0002**



A sturdy foundation plate used for mounting the RSO5R, RSO5, RSO5DC, RSO5R3P and RSO5RE models.

**L. RSO9 Mounting Plate**

Product Code: **RSO9BRK0003**



An exceptionally hardy foundation plate used for mounting the RSO9 industrial roller-shutter operator.

**M. RSO Sprocket**

Product Code: **RSOSPRCK1/ RSO9SPRCK1**



Fits onto the door shaft and engages with the RSO pinion to drive the curtain. Available for the RSO5R, RSO5, RSO5DC, RSO5R3P and RSO5RE models (Product Code: RSOSPRCK1) as well as for the RSO9 (Product Code: RSO9SPRCK1).

**N. RSO Taper Lock Bush**

Product Code: **TLB30V1/ TLB35V1**



The taper lock bush is used to secure the RSO sprocket to the curtain's shaft. Available in two sizes to suit the majority of industrial roller-shutters: 30mm (Product Code: TLB30V1) and 35mm (Product Code: TLB35V1).

## Roller-Shutter Operator Kits

### RSO5 500kg Operator Kit

Product Code: **RSO5\_FKIT**

- 1 x RSO5 operator **3**
- 1 x Sprocket **A**
- 1 x Drive chain **B**
- 1 x RSO lock taper bush **C**
- 1 x Wall Switch **D**
- 1 x Mounting plate **E**

### RSO5RE 500kg Operator Kit

Product Code: **RSO5RE\_FKIT**

- 1 x RSO5RE operator **2**
- 1 x Sprocket **A**
- 1 x Drive chain **B**
- 1 x RSO lock taper bush **C**
- 1 x Wall Switch **D**
- 1 x Mounting plate **E**

### RSO5DC 500kg Operator Kit

Product Code: **RSO5DCKIT**

- 1 x RSO5DC operator **4**
- 1 x Sprocket **A**
- 1 x Drive chain **B**
- 1 x RSO lock taper bush **C**
- 1 x Wall Switch **D**
- 1 x Wall box **G**
- 2 x 7Ah battery **H**
- 1 x Mounting plate **E**

### RSO5R 500kg Operator Kit

Product Code: **RSO5R\_FKIT**

- 1 x RSO5R operator **1**
- 1 x Sprocket **A**
- 1 x Drive chain **B**
- 1 x RSO lock taper bush **C**
- 1 x Wall Switch **D**
- 1 x Mounting plate **E**

### RSO5R3P 500kg Operator Kit

Product Code: **RSO5R3P\_FKIT**

- 1 x RSO5R3P operator **1**
- 1 x Sprocket **A**
- 1 x Drive chain **B**
- 1 x RSO lock taper bush **C**
- 1 x Wall Switch **D**
- 1 x Mounting plate **E**

### RSO9 900kg Operator Kit

Product Code: **RSO90\_FKIT**

- 1 x RSO9 operator **5**
- 1 x Sprocket **A**
- 1 x Drive chain **B**
- 1 x RSO lock taper bush **C**
- 1 x Wall Switch **D**
- 1 x Mounting plate **E**



**1**  
RSO5R & RSO5R3P



**2**  
RSO5RE



**3**  
RSO5



**4**  
RSO5DC



**5**  
RSO9



**A**  
Sprocket Assembly




**B**  
Drive Chain



**C**  
RSO Lock Taper Bush



**D**  
Wall Switch



**E**  
Mounting Plate



**F**  
Mounting Plate



**G**  
Wallbox



**H**  
7Ah Battery

www.CentSys.com

# FRIENDS, Rohmans, Countrymen...



WERNER MARITZ

*I know I'm still kind of new, but there is something that is noticed by everyone that's dealt with CENTURION in any way. CENTURION has the friendliest staff! From high upstairs, down to the very bottom. Everyone in CENTURION is always friendly and always willing to help, regardless of who you are. I can't see myself working at any other company.*



GRANT RENS

*For an Engineer to work in an environment where we research and design products to be as good as and even better than anything else in the world, using the latest technology is a great privilege, as opposed to so many environments where people (and Engineers) merely sell on unoriginal badly designed products from other parts of the world. For me that's part of what makes this job and CENTURION great!*



CHRIS GROBLER

*What I like about working for Centurion Systems is the opportunities to be an ambassador for CENTURION, when I do training in all different places. The feedback, regarding our products and company, motivates me. If the clients speak with praise about CENTURION, it is a symptom of being a great company.*

*CENTURION is a dynamic environment to work in. I'm surrounded by talented, creative and inspiring people - right from the directors and across the entire spectrum of staff. There is almost always a vibe and we feed off each other's energy. We also get the opportunity to be involved in new product development. There are actual products out there that I've helped name! We're changing the world. What a privilege!*

ADAM BUTCHART

*What I like most about CENTURION is how management truly invests in each and every one of us, actively spot potential and create countless opportunities for self-betterment.*



LINDSAY SOUTHGATE

*The inspiration given in order to grow oneself within the company. The guidance and appreciation shown by each director, manager and colleagues after doing a job well done! Kindness shown after going through a difficult time professionally or personally. The ability to speak one's mind and the understanding shown from it.*



CHARL MIJNHARDT



MARTHA SIMONS

*We have a lot of benefits and the employers went the extra mile by paying us profit share. We employees are given opportunities to raise our concerns about anything. We are also told how the company is doing every month.*



PAULINAH MNTABMO

*I came looking for a job and I found this right company with many benefits. They look after us - I love coming to work! The company also gives us company branded clothes.*

# INTERCOM SYSTEMS

An intercom completes any access control system by providing a means for the user of screening visitors before granting access, thereby significantly increasing security.



## POLOphone Audio Intercom System

Product Code: **POLOH00WV1, POLOE2GOV3**

The POLOphone is an incredibly versatile and reliable audio intercom for domestic and small commercial or industrial installations. Using only two wires, the award-winning POLOphone system is simple, quick and easy to install and is expandable up to five components with a maximum of two Entry Panels. This intercom system showcases a happy union of exquisite form and the ultimate in function, and makes for a formidable and cost-effective home security system.

### Main Features

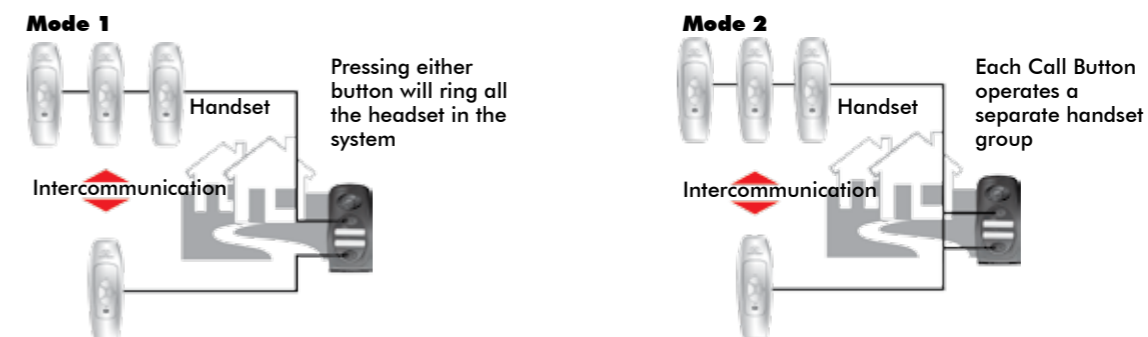
- Each Entry Panel fitted with two Call Buttons allowing for separate or joint calling
- Single or dual Call Button Modes of Operation – greater versatility as system grows
- Intercommunication between two groups of handsets for added convenience
- Each handset incorporates:
  - Gate release for each Entry Panel
  - Auxiliary control button
  - Intercommunication Call Button
  - Gate status LED
- 12V DC operation with optional battery backup – connect to a battery backup supply for critical power failure protection
- Built-in lightning protection – for greater reliability
- An optional POLOswitch may be fitted to maximise the security of the installation

### System Expandability and Operation

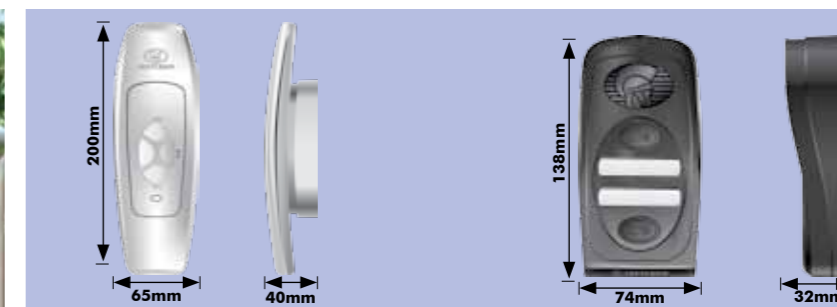
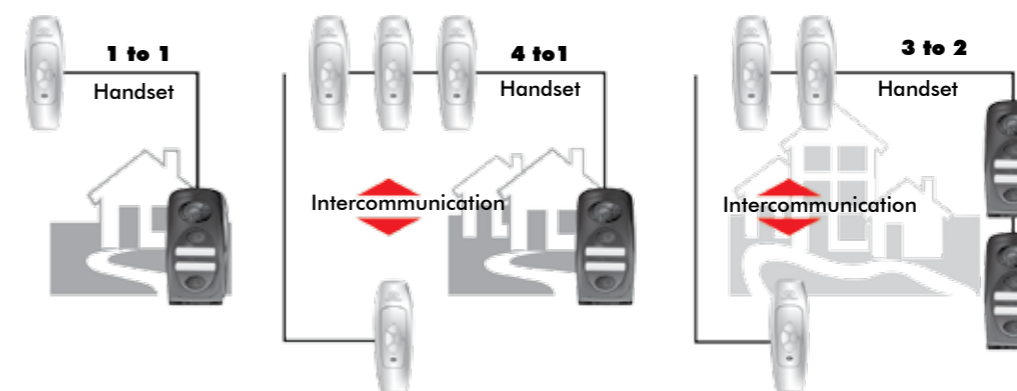
The POLOphone system can be expanded to include five components as follows:

- Up to two Entry Panels
- Each Entry Panel is fitted with two Call Buttons
- Two groups of handsets
- Up to three handsets per group
- Intercommunication between the two groups of handsets

In addition, the POLOphone supports two ways for calling handsets from the Entry Panel(s). In one mode, pressing either Call Button on the entry panel(s) will ring all the handsets in the system. In the second mode, each Call Button rings a separate handset group.



### Configuration Options





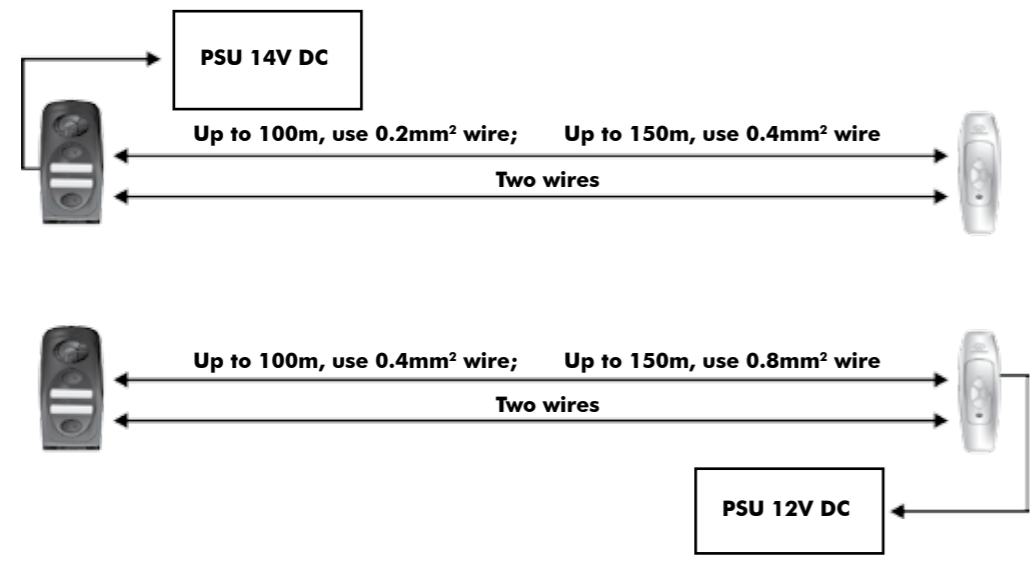


**Technical Specifications**

Technical Data	POLOphone
Input voltage <sup>1</sup>	12V – 14V DC supplied at anyone of the components <sup>1</sup>
Current draw	Quiescent – 150mA ±60mA for a One-to-One kit maximum – 200mA
Speech volume	Adjustable at each Entry Panel and handset
Wiring	Two common wires polarised for speech, call and lock release
Ring tone	Electronic while button is depressed with separate tones when calling from each Entry Panel in a system or between groups of handsets
Call confirmation at Entry Panel	✓
Wiring distance	Refer to thickness chart below
Gate/door release	Potential-free normally-open contact
Handset auxiliary contact	Requires separate wiring via two-wire bus
Operating temperature	-20°C to +50°C
Humidity	0 – 90% (non-condensing)
Degree of protection	IP55
Surge protection	✓
Packaging dimensions	
Handset	Width: 70mm x Depth: 47mm x Height: 211mm
Entry Panel	Width: 70mm x Depth: 40mm x Height: 150mm

<sup>1</sup> If the 12V DC gate motor supply dips when the motor starts up and the intercom is being used at the same time, the speech quality might be affected.

**Wiring Distance and Thickness**



**POLOphone Handset**  
Product Code: **POLOH00W1**



Winner of the DISA Style Award. The design of the POLOphone handset is state-of-the-art. The hole in the centre of the handset allows it to clip over the cradle and merge smoothly into one compact unit.

With the handset remaining in position, the hole in the handset exposes the buttons on the face of the cradle allowing operation of the gate/door release and any auxiliary features.

**POLOphone Entry Panel**  
Product Code: **POLOE2G0V3**



The easy-to-install Entry Panel is used to ring through to and communicate with all handsets on the two-wire bus line.

**POLOphone Accessories**

**Anti-knock Shield**  
Product Code: **POLOAKSOV1**



It provides greater protection for the Entry Panel against vandalism. It is fabricated from 304 grade stainless steel with a brushed finish.

**POLOphone Power Supply**  
Product Code: **POLOPSU0V1**



POLOphone power supply (two pin mains adaptor) including an adaptor for three pin socket.

**Mounting Plate**  
Product Code: **1163M10520**



Provides the necessary fixing points and cable entry hole allowing direct mounting of the handset cradle bracket to it.

**Gooseneck**  
Product Code: **XGSN-60000 or XSGN-6GLV0**



Steel pole for mounting intercom gate station or access control.

**POLOswitch**  
Product Code: **POLOSWTCH1**



POLOswitch functions either to make up an external ring extender for a particular group of handsets or it acts as a secure gate trigger for a particular Entry Panel.

**Intercom Cable**  
Product Code: **CABLE8COR**



A polarised 8 core two wire indoor communication cable of the POLOphone system.

## G-SPEAK 2G GSM-based Intercom System

Product Code: G-SPEAK Classic: **G5C0K020V0**, G-SPEAK Classic+: **G5C1K020V0**

The G-SPEAK cellular intercom system is ideal for people on the move. Utilising your mobile phone as a handset you can answer your intercom, and open your gate, from just about anywhere with a 2G GSM network. Lengthy, expensive cable runs to the house and surface-mounted handsets are now a thing of the past.

### Models Available

- G-SPEAK Classic:** The perfect access control and visitor screening solution for the home.
- G-SPEAK Classic+:** Added functionality for a comprehensive security system.

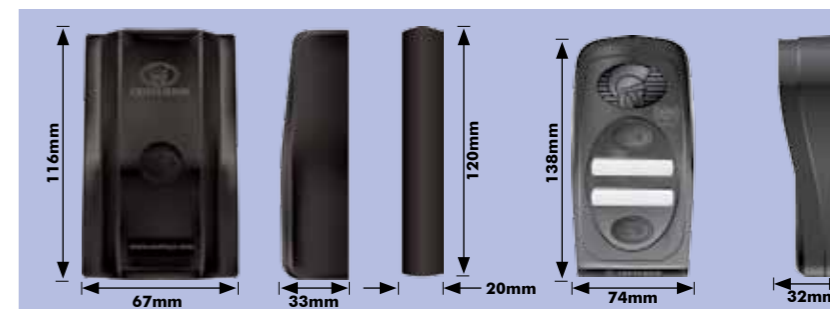
### Main Features

- No wiring back to the house
- Answer your intercom from anywhere, giving the appearance that you're always at home - greatly increases security
- Open your gate from anywhere for maximum convenience
- Exceptional speech quality thanks to state of the art GSM audio technology
- G-SPEAK Classic allows up to ten people to open the gate from their mobile phones, and G-SPEAK Classic+ allows up to 100 users
- G-SPEAK Classic has one Output; G-SPEAK Classic+ has four channels, individually-configurable as Inputs or Outputs
- High-security system access control – only learned in, authorised mobile phones can access the system
- Split unit for high security – the GSM control module resides inside the property
- Typically mounted inside the gate motor
- Weatherproof enclosure for greater reliability
- Cost-effective system
- Eavesdropping feature allows you to listen in to any activity at your gate whilst keeping the speaker on the Voice Module muted (G-SPEAK Classic+ only)
- Compact design for aesthetically pleasing installations
- White LED backlight makes for beautiful low-light visibility of the gate station

### Technical Specifications

Technical Data	G-SPEAK CLASSIC	G-SPEAK CLASSIC+
Input voltage	12V - 24V DC	
Current draw	Quiescent 30mA; maximum 300mA	
Call buttons on Calling Module	2	
Call confirmation at Calling Module	√	
Speech volume	Adjustable at Calling Module using Call Buttons	
Wiring requirements (between Calling Module and Controller)	6 wires, min 0.2mm <sup>2</sup> ; max 10m between Entry Panel and Controller	
Channels	1 - Output only	4 - Individually configurable as either an Input or Output
Input activation	Not applicable	Rising edge / Falling edge / Both
Input filter	Not applicable	0.1s - 24 hours (in milliseconds)
Input blanking	Not applicable	0.1s - 24 hours (in milliseconds)
Output pulse time range	0.1s - 24 hours (in milliseconds)	
Network compatibility	2G GSM 900/1800 MHz	
SIM card required	Yes - Voice and Data services must be activated	
Airtime required	√	
Over-the-air firmware loading	√	
Operating temperature	-20°C to +50°C	
Calling Module illumination	Call Buttons and labels with backlit white LEDs	
Housing material	ABS	
Degree of protection	IP55	
Surge protection	√	
Packaging dimensions	Width: 171 mm x Depth: 47mm x Height: 232mm	

Functional Specifications	G-SPEAK CLASSIC	G-SPEAK CLASSIC+
Ability to switch/monitor devices and functions	1 Output to activate device/function activation	4 Inputs/Outputs to activate or monitor devices/functions (individually configurable)
Number of users	<ul style="list-style-type: none"> <li>• Up to 2 Voice Phones (one per Call Button), plus</li> <li>• Up to 10 Switch Phones</li> </ul>	<ul style="list-style-type: none"> <li>• Up to 4 Voice Phones (two per Call Button), plus</li> <li>• Up to 100 Switch Phones</li> <li>• Talk Mode (SMS via Voice Phone)</li> <li>• Listen Mode (SMS via Voice Phone)</li> <li>• SMS activation of Outputs</li> </ul>
Special functionality	-	-
Systems Status query	Yes, via SMS (SMS via Voice Phone)	
Systems Settings query	Yes, via SMS (SMS via Voice Phone)	



G-SPEAK Classic



G-SPEAK Classic+

## G-SPEAK Classic GSM Controller

Product Code: **GSC0MMDOVO**



This compact controller allows for convenient wireless communication between your G-SPEAK Classic Calling Module and mobile phone or landline and allows up to two Voice Phones and ten Switch Phones to be added to the system.

## G-SPEAK Classic+ GSM Controller

Product Code: **GSC1MMDOVO**



The G-SPEAK Classic+ GSM controller adds advanced functionality such as input monitoring, SMS activation of outputs and Talk and Listen functions to your G-SPEAK GSM intercom system. In addition, it allows for up to four Voice Phones and 100 Switch Phones to be added.

## G-SPEAK Calling Module

Product Code: **GSC0E02OVO**



A stylish backlit keypad with two Call Buttons and user-friendly terminals incorporating an innovative spring-loaded design for hassle-free wiring. Compatible with both the G-SPEAK Classic and G-SPEAK Classic+ GSM intercom systems.

### Main Features

- Superb audio quality
- Weatherproof enclosure for greater reliability
- Compact design for aesthetically pleasing installations
- White LED backlight makes for beautiful low-light visibility of the gate station
- Electronically adjustable volume settings

# Wireless high security at your fingertips


For keyless access control to your property, the SMARTGUARDair delivers unmatched high-security functionality and reliability.

### Main Features:

- Fully wireless keypad for effortless installation and maximum flexibility
- Compatible with any CENTURION code-hopping receiver
- 15 channels to wirelessly activate multiple devices such as automated gates, pool pumps, lights, alarms, etc.<sup>1</sup>
- Included AA Alkaline batteries provide up to two years of battery life
- Backup Memory Module compatible
- Up to 1000 user memory codes (one to ten digits each)

1. Certain functionality may require additional interface devices such as relays, isolators, etc.

**SMART GUARD™**  
air



Call 0860 236 887

Technical support line: 0861 003 123 (Monday - Friday: 07h00 - 18h00)

www.CentSys.com


## MKII Multi-user Intercom System

Product Code: MKIIS\_0001

A multi-unit intercom system that allows convenient screening of visitors at the entrance to large residential or business properties before allowing access. The system can be managed and programmed via a secure website. Since the system operates via GSM technology, there is - need for additional wiring other than the mains supply, making for a quick and easy installation. The MKII system also features greater security against SIM card theft by using new embedded SIM technology, thereby obviating the need for a removable SIM card.

### Main Features

- Quick and easy installation, - wiring other than mains supply – operates via 2G GSM network
- Greater security against SIM card theft using new embedded SIM technology - SIM card not required
- Mobile or fixed line telephone doubles as an intercom handset and can activate the entrance gate and two other access devices
- Visitor may select from three contact numbers to call for access
- Allows for visitor departure control (Free-exit facility)
- Convenient web-based interface for system updating and reporting
- Programming can be done online or manually at the unit
- Online resident database administration
- Battery backup and built-in lightning protection for excellent reliability
- Robust and durable Entry Panel
- CENTURION code-hopping remote control integration and management
- Time-based access control allows for limited access to certain types of visitors, for e.g. contractors
- PIN-code entry (two pre-programmed codes per unit)
- Bulk SMS and email to complex residents
- Individual resident reporting for phone bills and gate openings
- Both successful and attempted-only gate openings are reported
- Unlimited, controlled access for residents
- Ability to communicate with security personnel at the gate
- Backlit LCD display (double-line) for easy-to-read, detailed messages
- Weatherproof enclosure suitable for outdoor or indoor environments
- Quick and reliable synchronisation and firmware updating
- Both successful and attempted-only gate openings are recorded
- Web-based interface for convenient administration of resident database, access control settings, upgrading and reporting



# 5 cool uses for your GSM Module

Just in case there's any doubt as to how absolutely, positively fantastic this technology is, let's take a moment to reflect on the fact that all of the things mentioned in this article can be done using your phone! Yes, you heard that right, it turns out it's good for more than playing Angry Birds on while pretending to be hard at work.

## #1. Switch on a fridge

Fridges are notoriously heavy on electricity and, if it's one that you only use occasionally – say, a fridge aboard your boat or in your "man cave" - it's probably rather impractical (not to mention expensive) to keep the thing running year-round until it has run up a utility bill that looks like a teenager's phone bill. So what do you do? Just hook that puppy up to a GSM Module, Missed Call or SMS the unit an hour or two before the big game – and enjoy your ice cold brewskies right on cue. Now that's a bro move.

## #2. Arm an alarm

Allow us to posit the following bone-chilling scenario: You're on your way to the dam armed with your rods and your cooler box, the sun has just started to creep over the horizon painting the sky in majestic shades of ochre. Today, you fish. And nothing is going to stop you. Suddenly you realise, much to your chagrin, that you forgot to arm the house alarm and there has been a spate of burglaries in your neighbourhood. Do you turn the car around and miss out on the opportunity to show the bass who's boss (see what we did there?)? Not if you have a GSM Module installed!

## #3. Keep tabs

Up until this point we've mostly been focussing on our GSM products' switching capabilities, but did you know that you can use them for monitoring as well? Receive SMS notifications on your phone when your alarm is activated, mains power has failed or even when someone is blocking the infrared gate Safety Beams in front of your gate!

## #4. Control the aircon

If airconditioners come with remotes, why would you want to control them with your phone? That's a fair point, but what if you're not in the physical vicinity of the aircon unit? Say, for example, that you're the proprietor of a bed and breakfast and you'd like guests to be greeted by a nice, cool room upon arrival but you don't necessarily have the time and resources to go to each and every room and switch on the aircon (or to switch it off once the ambient temperature has been sufficiently cooled down). Then, kemo sabe, you simply whip out your cell phone and issue the command, as it were.

## #5. Monitor fluid level

Whether you want to know when your Koi pond is full, or you'd like to be notified when a diesel generator needs refilling, you can't go wrong with a GSM module acting as sentry. Since the module will notify you via text alert once the fluid reaches a certain level, there's no need to check on it manually and thus you'll have time for life's more important things (read: fishing and watching rugby).

In what creative way have you used your GSM module? Visit our Facebook page and let us know.

## Legrand Multi-user Intercom Systems

Various kit combinations available - refer to Price List

A premium range of intercoms – from basic one-to-one kits to large apartment and commercial/industrial systems with both audio and video capability.

### Main Features

#### Mechanical Features

- Exceptional aesthetics with well-styled handset and slimline, smooth contoured Entry Panel for optimum aesthetic appeal
- Durable Entry Panel, fabricated from aluminium for greater durability and excellent weatherproofing
- Crystal clear speech quality for greater user experience
- 12V operation with optional battery backup
- Seamless expandability using modular design
- Amazing system flexibility with the ability to add Entry Panels to other entrances in the same system, using a single changeover unit for the extra Entry Panel
- Easy intercommunication - have up to five handsets communicating with each other



### SERIES 7 Entry Panel

Various kit combinations available - refer to Price List



Comes with a 1, 2, 4, 6, 8, 10 and 12 button Entry Panel including an audio module.

### Entry Panel Audio Module Fascia

Various kit combinations available - refer to Price List



Has an audio module fascia with - Call Buttons and another with four Call Buttons.

### Entry Panel Plain Call Button Fascia

Various kit combinations available - refer to Price List



A plain eight button Entry Panel Call Button fascia.

### Blank Fascia

Various kit combinations available - refer to Price List



### Entry Panel Electronics

Various kit combinations available - refer to Price List



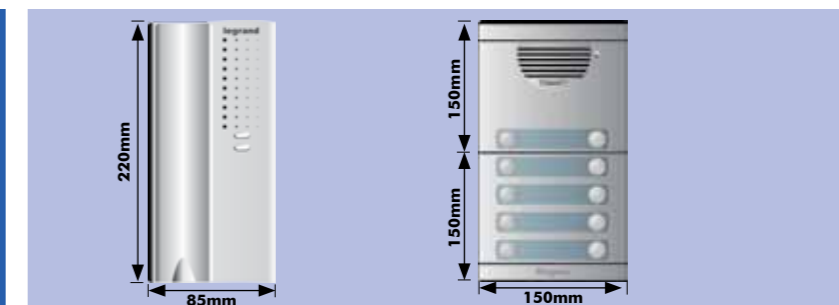
Contains the electronics for the audio module, pushbutton panels and the pushbutton module connector harness.

### Entry Panel Mounting Box

Various kit combinations available - refer to Price List



A mild steel epoxy-coated grey surface or stainless steel mounting boxes with rainshield; it comes with up to three modules.






# GSM DEVICES

GSM modules are the wave of the future when it comes to high-security – yet cost-effective – monitoring and control. GSM modules from Centurion Systems allow you to monitor and control up to eight separate electrical devices using your mobile phone or landline, giving you the freedom and peace of mind to take home security with you wherever you go.

## GSM Device Quick Selection Guide

This quick selection guide will help you make an informed decision when selecting a GSM monitoring and control device.



	<b>G-SWITCH-22</b>	<b>MyGSM 8180</b>
Input voltage range	11V – 30V DC	12V – 24V DC
Number of inputs	2	8
Number of outputs	2	8
Microphone and speaker	-	Optional microphone and speaker
Expandable inputs	-	Expansion Port available
Expandable outputs	-	Expansion Port available
Web interface	√	√
Reacts to SMS and Missed Call	√	√
Reacts to 'Please Call Me'	-	√
Programming	Web, SMS	Web, SMS, USB
Maximum number of users	1200	5000
Full reporting	Web-based	Web-based
Limited uses counter	Based on number of uses	Time-based
Time-based access modes	√	√
Number of SIM card slots	1	2
Low Airtime Warning	On request	On request
Over-the-air firmware updating	√	Yes (upon request)
Inputs can be set to react to Rising/Falling/Both edges	√	√

# Productivity & GLOBAL COMPETITION

by Ian Tingle, Production Director

Productivity and efficiency are central and key to the survival of any manufacturing concern.

The world is becoming ever increasingly competitive and the very survival of any company hinges on its ability to perform better than its competitors.

This requirement was identified at the outset and we have continuously strived to improve our manufacturing capability by addressing key issues affecting productivity.

Continuous improvement requires a radical change of attitude: the defence of the status quo and resistance to innovation and change is normal, and so a company-wide long term strategy is required to effect a change to the corporate DNA.

We have addressed this requirement through the use of tools and techniques from programs like the WPC. We have seen marked improvement in delivery over the last while and we will continue to focus in this area as well as in the areas of innovation and quality to further improve our general competitiveness.

We have had to adapt our manufacturing over the years to cater for ever increasing volumes and diversity of product. In the early days, mechanical assembly was executed with hand tools and a few very basic jigs and fixtures. The same applied to electronic assembly – components were all 'through hole', hand placed and soldered and then tested manually.

The current picture is very different. The design of product facilitated the use of production assembly tools, conveyors and jigs, and testing is a fully automated and detailed process.

We have also backward integrated certain types of manufacture – we have a full in-house CNC machine tool facility with plants ranging from band saws, lathes, machining centres and gear hobbars to thread rolling machines. Our electronic assembly plant consists of two high speed 'SMT' pick and place lines and a state of the art optical inspection machine.



## G-SWITCH-22

### 2G GSM-Based Monitoring and Control Device

Product Code: **GSWITCH0V3**

The Centurion Systems' G-SWITCH-22 gives you complete control at your fingertips. With the ability to switch devices on and off and send you alerts – all via your phone – the G-SWITCH-22 lets you look after your home or business from just about anywhere with a 2G GSM network. The G-SWITCH-22 offers two outputs for activation, and two inputs for monitoring and can be effortlessly and securely administered using the free G-WEB online portal or via SMS.

#### Main Features

- Control two electrical devices, such as an automated gate and garage door operator, from anywhere in the world
- Monitor a system by receiving SMS alerts - for example when your mains power has failed or your alarm has been activated
- Caters for up to 1200 users, making it suitable for multi-user installations
- Activate devices with a Missed Call (free) or SMS
- Easy setup and administration via CENTURION's G-WEB online interface, or via SMS from your mobile phone
- Secure access with password protection for enhanced system security
- Inputs can be set to react to Rising Edges, Falling Edges or both - ideal for monitoring mains, alarm states, etc.
- Stores up to 3000 detailed transaction logs for greater peace of mind
- Adjustable Filter and Blanking Times - make event monitoring work for you
- Over-the-air bootloadable - update device firmware from the comfort of your home or office

#### Technical Specifications

Technical Data	G-SWITCH-22
Input voltage	11V - 30V DC only
Standby current	100mA
Maximum current	500mA
Operating temperature	-20°C - +85°C
Output relay rating	1A @ 30V DC (Outputs 1 and 2)
Housing material	ABS
Degree of protection	IP55
Memory capacity	1200 individual numbers
Memory retention	>200 years
Output pulse time range	1ms (default) to 50 days
Network required	2G GSM 900/1800MHz
SIM card required	Yes (activated)
Outputs	2 (potential-free)
Inputs	2 (reacts to Rising, Falling or both edges)

#### Examples of devices that can be monitored via G-SWITCH inputs:

- House alarm: Activated
- Electric fence: Alarm triggered
- Geyser status: On/Off
- Mains power: On/Off
- Fridge aboard your boat: On/Off
- Borehole pump status: Running/Off
- Water reservoir: Full/Empty
- Entrance gate status: Open/Pedestrian
- Vehicle monitoring: Ignition or alarm activated, or off or your reservoir is full or empty

#### Examples of devices that can be switched on, off or activated via G-SWITCH outputs:

- Automated entrance gates and garage doors
- Geysers
- Borehole pumps
- Alarm systems
- Lights
- Airconditioners
- Refrigerators
- Pool pumps





## MyGSM 8180

### 2G GSM Monitoring & Control

Product Code: **MYGSM8800V1**

With eight inputs and eight outputs, the MyGSM 8180 is well-suited for industrial applications and multiple input monitoring and activations on a single site.

#### Main Features

- Control up to eight different devices from anywhere in the world using your mobile phone or landline
  - Monitor by receiving SMS alerts
  - Activate devices with a Missed Call (free), SMS or even a Please Call Me (free) <sup>1</sup>
  - Easy setup and administration using the G-WEB website, your computer's USB port or your phone
  - Caters for up to 5000 users
  - Dedicated signal strength test button – convenient and saves time
  - Rising and Falling Edge capabilities – perfect for monitoring power, alarms, etc.
- Inputs are optically isolated for greater versatility and protection
  - Removable antenna
  - Secure web portal for easy administration of MyGSM devices
  - Dual SIM card slots means that the unit is always online
  - Removable terminal strips for ease of maintenance
  - Convenient DIN-rail mount enclosure – ideal for industrial applications
  - Microphone output – can be used as a listening-in device

<sup>1</sup>. Subject to availability on GSM service provider's network


#### Technical Specifications

Technical Data	MyGSM 8180
Supply voltage	12V – 24V DC only
Standby current	50mA @ 12V DC
Maximum current	500mA
Operating temperature	-20°C - +85°C
Output relay rating	1A @ 30V DC (Outputs 1 to 8)
Housing material	ABS (DIN rail mounting)
Degree of protection	IP54

Functional Data	MyGSM 8180
Memory capacity	5000 individual numbers
Memory retention	>200 years
Output pulse time range	2 sec or latch
Network required	2G GSM 900/1800MHz
SIM card required	Yes (activated); Dual SIM card capacity
Outputs	8 (potential-free)
Inputs	8 (optically-isolated); 10 numbers per input can receive alerts

#### Examples of devices that can be monitored via MyGSM 8180 inputs

- Pump houses (many different pumps)
- Monitor and control multiple refrigeration units
- Use it in a generator room to monitor the power and fluid levels of multiple generators
- Perfect for electric fence systems where there are several energisers
- Create your own GSM alarm system for monitoring each room in your house by connecting a passive sensor to each of the inputs



## GSM Temperature & Monitoring Kit

### 2G GSM Monitoring & Control

Various kit combinations available – refer to Price List

Absolutely perfect for monitoring the temperature inside refrigeration units as well as receiving text message notifications of mains failure, etc. – this comprehensive temperature-monitoring solution includes:

- MyGSM 2I2O GSM monitoring and control device with two inputs and two outputs
- UV-resistant, fade-resistant ABS plastic wall box
- Sturdy mounting bracket
- Temperature sensor with easy-to-read digital display
- CP84SM2A switch-mode charger
- Cable glands

#### Main Features

- Monitor temperature inside refrigeration units, etc, from anywhere in the world using your phone with a 2G GSM network
- Rising and Falling Edge capability – use single input to receive SMS notifications when temperature rises above/falls below preset temperature
- Ideal solution for remote mains monitoring
- Perfect for outdoor use thanks to tough IP65-rated ABS plastic enclosure
- Convenient, all-in-one monitoring solution
- Easy online administration via the G-WEB web portal

## GSM Wall Kit

### 2G GSM Monitoring and Control

Product Code: MYGSMC2201V1

It's easy to obtain a powerful and comprehensive, all-in-one GSM monitoring and switching systems with the GSM Wall Kit. Virtually everything you need is already included in the kit; you need simply to add a battery (for which provision has also been made in the enclosure) and enjoy the benefits of a system that allows you to monitor and control up to two, or eight (depending on GSM module model) electrical devices from anywhere in the world with 2G GSM coverage - all housed within a neat, weatherproof enclosure.

#### Main Features

- Monitor and control up to two, or eight (depending on GSM module model) electrical devices from anywhere in the world with 2G GSM coverage using your phone
- All-in-one functionality - your entire site management infrastructure in one central, convenient location
- Perfect for outdoor use thanks to robust, IP65-rated wallbox
- Fully customisable with mounting brackets for relay cards and for fitting either the smaller two input, two output module or the larger eight input, eight output module
- Easy to install with slotted, diagonal mounting holes for excellent mounting flexibility
- Easy online administration via the G-WEB web portal



## G-WEB

### Online Interface for Setting Up and Administering GSM Devices

Use the power of the internet to administer your Centurion Systems' GSM device from anywhere. Whether you want to add or delete users, edit device settings, view transaction logs, load airtime or even bootload the GSM product with the latest firmware, G-WEB gives you the freedom to do so without having to leave your home or office. Compatible with G-SWITCH-22, MyGSM 2120, MyGSM 8180, and SupaHelix.

#### Main Features

- Easy user interfaces to set up and administer Centurion Systems' GSM devices
- Password-protected for excellent online security
- Conveniently control all your GSM devices from a single user profile page
- Easy upload of multiple users' phone numbers – ideal for large residential complexes
- Quick and easy to add, edit, or delete single or multiple user phone numbers
- View and export transaction logs to monitor usage
- Synchronises all settings and logs seamlessly

## GSM Mobile Application

### GSM Monitoring and Control Mobile Application

The CENTURION GSM mobi app is the complete evolution of GSM monitoring and control. It delivers a good-looking and intuitive mobile interface that users can employ to administer and control their CENTURION GSM devices.

#### Main Features

- Convenient touch interface – activate your MyGSM device's outputs by simply tapping an icon on your mobile phone's screen
- Assign multiple controllers using the convenient 'Add Controller' feature
- Edit input and output settings such as rising or falling edge triggers, input names, whether outputs should be pulsed or latching, etc., using your phone – complete mobile convenience
- 'Share' a module's functionality with another user, for example to allow them to open and close your gate at home
- Available as a free download for iOS and Android devices
- Geo-fencing feature – automatically launches the app when you are within a configurable distance of your MyGSM device, for example when you are 1km from your entrance gate



ONLINE INTERFACE FOR GSM-BASED SYSTEMS



# TRANSMITTERS AND RECEIVERS

Remote control access is where security and convenience meet. Centurion Systems has a range to comply with your site's unique security requirements, whether basic or advanced.

## NOVA

### Single and Multichannel Receivers

Product Code: Single-channel receiver: **RX1NV2433**; Two-channel receiver: **RX2NV2433**; Four-channel receiver: **RX4NV2433**

The Centurion Systems' NOVA system incorporates code-hopping technology to offer the ultimate security in remote control. A unique randomly-changing code is transmitted with each operation, making it impossible to duplicate the system. The receiver uses self-learning technology, making it quick and easy to set up.

#### Models Available

**NOVA single-channel receivers:** Ultra-secure code-hopping technology to ensure that criminals can't learn their own remotes into your system, NOVA single-channel receivers are ideal for activating a single function such as opening a gate or triggering a garage door operator.

**NOVA multichannel receivers:** Up to four different activations with Centurion Systems' NOVA multichannel receivers. Open a gate for vehicles, for pedestrians, switch on a Pillar Light and activate Holiday Lockout Mode - all using a single receiver.

#### Main Features

- Features secure code-hopping technology
- Receivers are self-learning, with either one, two or four channels
- Receivers incorporate stable narrow-band technology
- Highly robust dust-proof and weatherproof enclosures
- Excellent immunity to external interference for outstanding reliability
- High sensitivity delivers improved range

#### Technical Specifications

Technical Data	Single-channel Receiver	Multichannel Receiver
Operating frequency	433.92MHz	
Supply voltage	12V – 24V DC	
Quiescent current @ 12V DC	11mA	
Maximum current @ 12V DC	40mA	
Operating temperature	-15°C - 50°C	
Humidity	0 – 90% (non-condensing)	
Sensitivity	-115dB	
Self-learning memory	62 buttons	250 buttons
Receiver enclosure	UV stabilised ABS	
Degree of protection	IP54	
Packaging dimensions	Width: 78mm x Depth: 58mm Height: 31mm	Width: 117mm x Depth: 67mm x Height: 35mm
Packaged weight	65g	145g



## NOVA

### Code-hopping Transmitters

Product Code: TX1NV2433, TX2NV2433, TX3NV2433, TX4NV2433

The award-winning NOVA remote controls offer code-hopping technology. Each code transmitted by the remote is randomly different from the last code transmitted. This prevents unwanted copying of the remote signal and cloning of the remote itself.

#### Models Available

- One button
- Two button
- Three button
- Four button

#### Main Features

##### Mechanical Features


- Transmitters are available with one to four buttons
- Belt or visor clip supplied as standard – conveniently hang your keys from your belt or stowaway for quick accessibility in the car
- Simple jumper-based learning system to facilitate the easy addition of new transmitters to the receiver
- Remote belt clip doubles as wall mounting bracket – convenient Wall Pendant for operating garage door motors, or for remote control of lighting, etc.
- Weatherproof housing for receivers and remote controls

##### Electronic Features

- 433MHz operating frequency
- Large maximum supply voltage range – maximum 40V DC

#### Technical Specifications

Technical Data	NOVA Transmitters
Operating frequency	433.92MHz
Frequency stability	0.037ppm/C2/10ppm/year
Power source	GP23 12V Alkaline battery
Operating voltage	12V DC
Minimum operating voltage	5V DC
Operating current	7mA
Operating temperature range	-15°C to 50°C
Dimensions	Width: 35mm x Depth: 16mm x Height: 59mm
Weight (including battery)	38g
Packaging dimensions	Width: 37mm x Depth: 28mm x Height: 61mm



## SupaHelix Programming Console

Product Code: **RXTHV1433**

SupaHelix hasn't just raised the bar in multi-unit access control – it's changed the game completely! A high-security controller with an intuitive navigation interface, coupled with onsite and offsite GSM administration and event logging, makes for an access control system that delivers unmatched convenience, security, logging and administration

### Main Features

#### Mechanical Features

- Large LCD screen and four-button navigation make setup child's play
- USB port input for backup of system memory and bootloading
- Removable connectors – for ease of setup and maintenance
- LCD screen provides instant diagnostic feedback
- Aesthetically pleasing design – sleek, stylish and modern appearance

#### Electronic Features


- 10 000 button capacity – perfect for high-density residential complexes

- Robust, interference-free remote control learning
- Transaction logging for ease of user activity and system diagnostics
- Easy management of individual access – users can be selectively added or deleted within groups and sub-groups
- Virtually unlimited transaction logging via onboard SD card <sup>1</sup>
- Three flexible input/output channels – can each be configured as timed, momentary or latched
- Inputs are configurable as rising or falling edge – includes an adjustable filter input
- SD card contains the entire system's data – makes for quick recovery and improves data security

<sup>1</sup>. Limited to SD card capacity



**SupaHelix**™



### Technical Specifications

Technical Data	SupaHelix Programming Console
Supply voltage	10.5V - 30V DC
Standby current	12V: 100mA (110mA)
	24V: 70mA (80mA)
	12V: 270mA (500mA)
Maximum current	24V: 230mA (400mA)
	Operating temperature
Output rating	Open collector - maximum current 50mA per channel
Display	2.4 inch 128 x 64 transfective with backlight
Housing material	ABS
Degree of protection	IP50
Weight	370g
Packaging dimensions	Width: 171mm x Depth: 47mm x Height: 232mm

Functional Data	CP104 Receiver V3.1 (or later)
Supply voltage	10.5V - 30V DC (powered through the SupaHelix)
CP104 operating frequency	433.92 MHz
Sensitivity	110dB
Degree of protection	IP54
Maximum distance between a Programming Console and receiver	250m
Packaging dimensions	Width: 78mm x Depth: 58mm x Height: 31mm

	SupaHelix	With GSM Module fitted
Control three channels	✓	✓
Easily add and delete remote buttons	✓	✓
Visual diagnostics	✓	✓
Transaction logging	✓	✓
System backup and restore	✓	✓
Daylight Savings Time feature	✓	✓
Capacious memory	10 000 remote buttons	10 000 remote buttons and 10 000 mobile numbers <sup>1</sup>
Operate outputs via mobile phone	-	✓
Web-based administration	-	✓
Input monitoring via SMS	-	✓
Offsite adding and administration of remote controls and mobile numbers	-	✓
Over-the-air backup	-	✓
Over-the-air firmware upgrade	-	✓

<sup>1</sup>. With optional GSM Module fitted

## SupaHelix Plug-in GSM Module

Product Code: **RXTHV1433GSM**

Give your SupaHelix system even more functionality and flexibility with the optional plug-in GSM module. The SupaHelix GSM enables you to take care of site administration and firmware upgrades from the comfort of your home or office and gives you even more monitoring options with advanced features such as Filter Time and rising and falling edge input monitoring.

### Main Features

- Web-based remote control administration<sup>1</sup> – add or delete individual remote controls from the comfort of your office
- Easy online administration<sup>1</sup> – system configuration and administration can be done on the G-WEB online portal
- Over-the-air backup<sup>1</sup> – full system backup over-the-air with each synchronisation
- User access via mobile phone<sup>1</sup> – offers alternative to remote controls
- Versatile access options<sup>1</sup> – open gate via Missed Call (free), Please Call Me (free) or SMS
- Notification of inputs and alerts by SMS<sup>1</sup>
- Hassle-free user labelling – user labelling per remote control and mobile phone via G-WEB<sup>1</sup>
- Logging can be synchronised via the G-WEB online portal<sup>1</sup>
- Advanced timer functionality – ChronoGuard (a world first) setup via G-WEB with daylight savings support
- Over-the-air bootloading for system upgrades and restoring
- Ability to personalise home screen – provides a value-added service to customers<sup>1</sup>
- Facility to send bulk SMS messages to system users<sup>1</sup>

<sup>1</sup>. Requires 2G GSM network

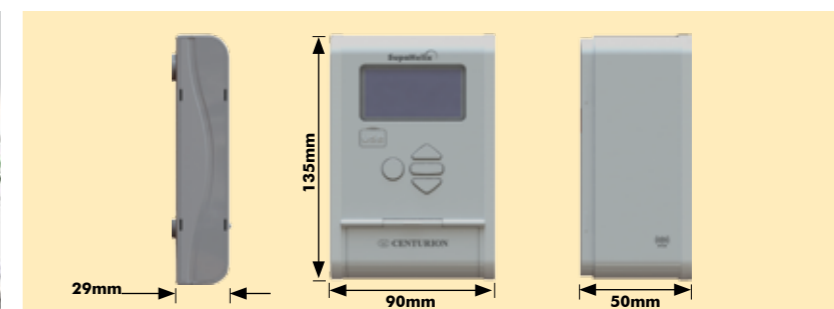

### Technical Specifications

Technical Data	SupaHelix Programming Console
Supply voltage	10.5V - 30V DC
Standby current	12V: 100mA (110mA)
	24V: 70mA (80mA)
Maximum current	12V: 270mA (500mA)
	24V: 230mA (400mA)
Operating temperature	-20°C - +70°C
Output rating	Open collector - Max current 50mA per channel
Display	2.4 inch 128 x 64 transfective with backlight
Housing material	ABS
Degree of protection	IP50
Weight	370g
Packaging dimensions	Width: 171mm x Depth: 47mm x Height: 232mm

Functional Data	SupaHelix with GSM Module
Memory capacity	10 000 individual buttons and 10 000 mobile phone numbers
Output pulse time range	0.5 sec - 9999 sec in 0.5 sec increments
Input activation	Rising edge, falling edge or both
Input filter	0 - 999 sec in 1 sec increments
Inputs/outputs	Max of 3 (selectable as any combination of open collector outputs and/or switch-to-negative inputs)
Network compatibility	GSM 900/1800MHz
SIM card required	Width: 171mm x Depth: 47mm x Height: 232mm

	SupaHelix	With GSM Module fitted
Control three channels	✓	✓
Easily add and delete remote buttons	✓	✓
Visual diagnostics	✓	✓
Transaction logging	✓	✓
System backup and restore	✓	✓
Daylight Savings Time feature	✓	✓
Capacious memory	10 000 remote buttons	10 000 remote buttons and 10 000 mobile numbers <sup>1</sup>
Operate outputs via mobile phone	-	✓
Web-based administration	-	✓
Input monitoring via SMS	-	✓
Offsite adding and administration of remote controls and mobile numbers	-	✓
Over-the-air backup	-	✓
Over-the-air firmware upgrade	-	✓

<sup>1</sup>. With optional GSM Module fitted





# ACCESS CONTROL

Hi-tech.  
Advanced.  
Multifaceted.

These are some of the terms that best describe  
our diverse range of access control offerings.



## SOLO

### Standalone Proximity Access Control System

Product Code: **SOLO0001V1**

SOLO is designed for small standalone access control applications where security, cost and simplicity are important. This reader allows for easy programming of up to 50 user tags as well as selective, easy adding and deleting of users thanks to the reader's exceptionally user-friendly LED-based interface.

#### Main Features

##### Mechanical Features

- Optional secure link (SmartSwitch II) – additional security measure to prevent unauthorised access even if the unit is tampered with
- Weatherproof reader
- Optional anti-knock shield for reader

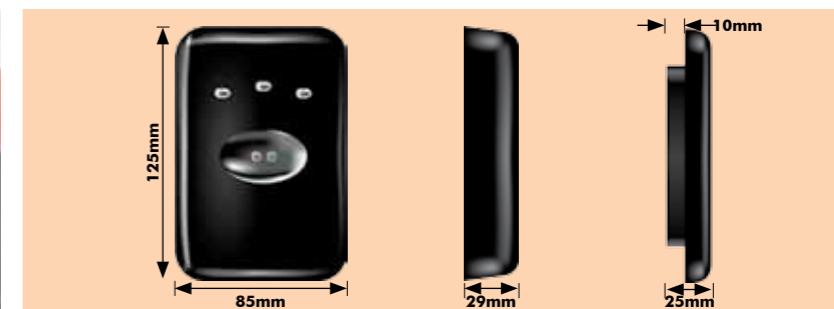
- Free-exit input
- Door Sense input
- Output for external alarm – alarm is generated under the following conditions:
  - Door Held Open for an extended period of time
  - Door Forced Open

##### Electronic Features

- 50 user tag memory – ideal for basic proximity access applications
- Tags are encrypted and cannot be cloned
- Excellent read range
- 13.56MHz operating frequency
- Output is configurable as follows:
  - Pulsed output configurable from 1 - 254 seconds
  - Latched output

#### Technical Specifications

Technical Data	SOLO
Input voltage	10V – 12V AC or 11V – 15V DC
Current draw	
Quiescent	110mA
Maximum	150mA
Tag frequency	13.56MHz
Read range	80 – 100mm
Reader dimensions (mm)	
Surface-mount	Width: 90mm x Depth: 30mm x Height: 129mm
Flush-mount	Width: 86mm x Depth: 15mm x Height: 124mm
Weight	0.1kg
Temperature range	-20°C to 50°C
Humidity	0 – 90% (non-condensing)
Degree of protection	IP55
Number of tags (including Masters)	51
Number of Master tags	2
Voltage-free relay output	✓
Relay time configurable (off/1 - 254s/latching)	✓
Door Open Timer (0 - 254s/continuous)	✓
Door Open Pre-warn Timer (0 - 254s/continuous)	✓
Door Open Alarm (Off/1 - 254s/continuous)	✓
Door Forced Alarm (Off/1 - 254s/continuous)	✓
User interface	5 LEDs
Door Sense Input	✓
Free-exit input	✓
Onboard buzzer	✓
Output for optional external alarm	✓
SmartSwitch II compatible	✓
Anti-tamper switch facility	✓
Networkable	-
Anti Passback	-
Firmware upgrade facility	✓



## Lattice

### Networked Proximity Access Control System

Product Code: Lattice Controller: **LATC0003V1**, Lattice Slave Head: **LATS0001V1**

Start as a standalone proximity unit and expand into a powerful networked system with up to 32 readers. A handy three-digit LED display allows for easy programming of user tags and Lattice's user-friendly interface makes selective adding and deleting of tags veritable child's play. For added functionality and even simpler administration, the system can be interfaced with the LatticeWARE computer software package. Lattice allows for the addition of up to 1000 user tags.

### Main Features

#### Mechanical Features

- Weatherproof reader
- Optional anti-knock shield for reader
- Optional secure link (SmartSwitch II)
- Choose from either surface-mount or flush-mount fascias (included in kit)

#### Electronic Features

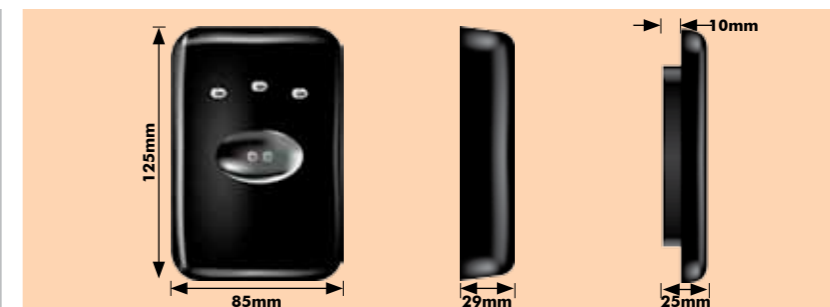
- 1000 user tag memory – perfect for larger applications with many users
- Tags are encrypted and cannot be cloned
- 13.56MHz operating frequency
- Start with a standalone controller and add up to 31 Slave Heads – great versatility
- Excellent read range

- Dual outputs on the controller and a single output on the Slave Heads – configurable as follows:
  - Pulsed output configurable from 1 - 254 seconds
  - Latched output
  - Free-exit input
  - Door Sense input
- Output for external alarm – alarm is generated under the following conditions:
  - Door Held Open for an extended period of time
  - Door Forced Open
- Anti-passback for improved security
- Limited Uses support – useful in pay-per-use and security applications
- Backup Memory Module available

### Technical Specifications

Lattice	L1000	LSH
Input voltage	9V - 12V AC or 12V - 15V DC	
Current draw:		
Standby	110mA	110mA
Operating	170mA	150mA
Tag frequency	13.56MHz	
Read range	80 - 100mm	
Reader dimensions		
Surface-mount	Width: 85mm x Depth: 29mm x Height: 125mm	
Flush-mount	Width: 85mm x Depth: 10mm (visible) x Height: 125mm	
Weight	0.1kg	
Temperature range	-10 to +50°C	
Humidity	0- 90% (non-condensing)	
Standalone capability	✓	-
Dipswitch configurable network address	-	✓
Relay time configuration (Off/1 - 254s/Latch)	✓	✓
Open collector output time configuration (Off/1 - 254s/latch)	✓	✓
Door Open Timer (0 - 255s)	✓	✓
Door Open Pre-warn Timer (0 - 254s/infinite)	✓	✓
Door Open Alarm (Off/1 - 254s/infinite)	✓	✓
Door Forced Alarm (Off/1 - 254s/infinite)	✓	✓
Reduced power consumption	✓	✓
Functional tags in off-line situation	1000	40
Output channels	2	1
Voltage-free relay output (Potential-free)	✓	✓
Open collector output (SmartSwitch II enabled)	✓	✓ 1
Free-exit input (Potential free normally open contact - FRX)	✓	✓
Door Sense input (Potential free normally closed contact - DOOR SEN)	✓	✓
Output for optional external alarm (Potential free normally closed contact - Optional extra)	✓	✓
Anti-tamper Indication	✓	✓
User interface - 3 digit display + 3 LEDs	✓	-
User interface - 5 LEDs	-	✓
Hardware link to TUH (Lattice Take-up Head)	✓	-
Alarm output time(s) increments	0 - 254 sec; adjustable in 1 sec increments	

1. Jumper on Slave Head selects between relay or open collector output.



## LatticeWARE Networked Proximity Access Control System

Product Code: Take-up head: **LATTUH01V2**

The LatticeWARE software is intuitive, easy to use and greatly enhances the functionality of the Lattice system.

The Lattice system, whether a standalone reader or networked system, can be further scaled by adding a PC. The PC or laptop becomes the Lattice server, which will now behave as the brains of the operation. The PC links to the controller via the Lattice Take-up Head (TUH). The TUH provides the system with a convenient tag reader for initial tag take-up and administration. The LatticeWARE software makes the task of modifying and managing the system far simpler.

### Main Features

#### Electronic Features

- Interface with the Lattice system at any stage
- Complete and easy setup
- Full management of the system
- Integrated time-barring support
- Multiple operating reports with export capability
- LatticeWARE accessible from any PC in a networked system

## SOLO and Lattice Accessories

### SmartSwitch II

Product Code: **SMARTSW2V1**



The SmartSwitch II serves as an interface board that provides for an additional security measure, effectively guarding your system against any unwarranted triggers. It relies upon the receipt of a coded signal from the controller, which will then respond to the trigger.

### SOLO and Lattice Anti-knock Shield

Product Code: **SOLOAKS0V1**



A Grade 304 stainless steel enclosure with a stylish and durable brushed finish for protecting your SOLO and Lattice reader from getting knocked and damaged.

### SOLO and Lattice Tamper Indication Switch

Product Code: **SOLOTAMP01**



A useful ancillary micro-switch that can be connected to the reader's onboard buzzer or a third party alarm system and provides an output whenever the reader is removed from its enclosure.

### Backup Memory Module - Lattice Controller

Product Code: **PCA11667V1**



Effortlessly create a backup of all tags and settings saved to a Lattice controller's memory for superior data security.



## SAFLEC

### Comprehensive Access Control System

Various kit combinations available - refer to Price List

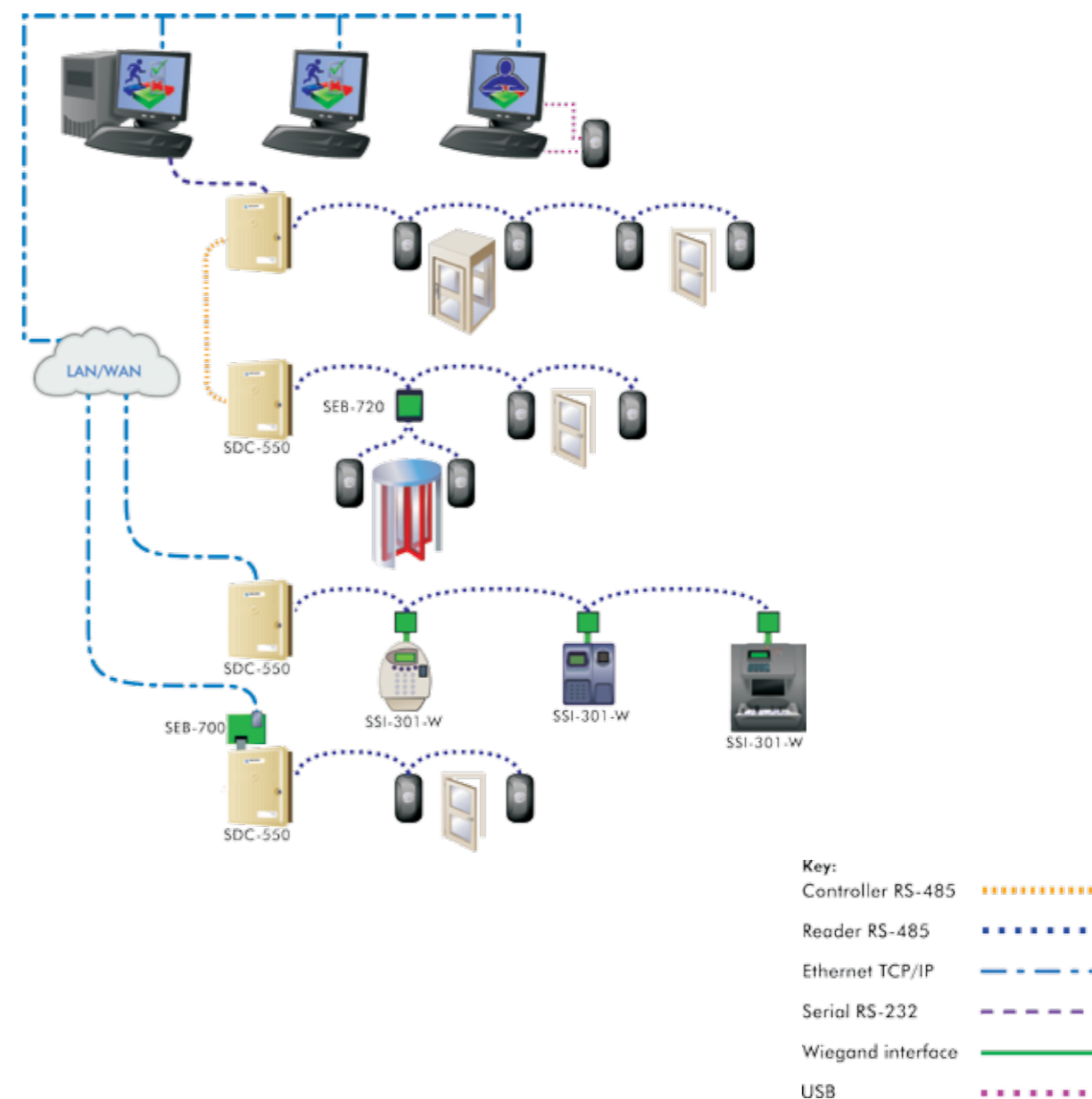
An excellent access control system for small, medium and large networked installations. Besides the proximity access control readers, the system can cater for many different components such as biometric readers, Time and Attendance-compliant readers, and keypad access control.

The network integrates with various protocols such as Wiegand; RS-485 and RS-232 allowing for network flexibility.

#### Main Features

- Networked, scalable access control system
- Easy user-friendly installation and administration
- Anti-passback, timed Anti-passback and Zone Control
- Flexible Time & Attendance exporting
- Site-based configuration and hardware filtering
- Graphical event and alert monitoring and control
- PC-based actions for controlling third party devices such as CCTV, intrusion and fire systems

#### Example of a Typical System Configuration



## SAFLEC Door Controllers

### Comprehensive Proximity Access Control System

Various kit combinations available - refer to Price List

The Multiple Door Controllers can cater for, as a standard, five doors with a reader on both sides of each door for access control in both directions, and up to 3200 tag-holders. The tag holder capacity is expandable up to 30 000, depending on the expansion boards utilised. Using remote I/O boards the system can be expanded for a further three doors, totalling eight off the same controller. A total of 16 controllers can be networked together to handle up to 256 readers or 128 doors.

However, multiple 16-controller networks can be linked together via a PC to create an ever-expanding access control mega-network.

	Multiple door controller SDC-550	Multiple door controller SDC-520	SDC-220 Two-door controller
Maximum door capacity <sup>1</sup>	8	8	2
Tag holder capacity <sup>2</sup>	3200	30 000	1000
Robust RS-485 reader connection	16 <sup>3</sup>	16 <sup>3</sup>	4 (isolated) <sup>3</sup>
Relay outputs - can be potential-free or powered	5	2	2
Digital inputs <sup>4</sup>	8	4	4
Wiegand interface connections	-	2	2
Events and actions on controller	√	√	-
Controller offline transaction buffer capacity	6000	40 000	100 000
Robust isolated RS-485 bus between controllers with high stability and surge protection <sup>5</sup>	√	√	-
Onboard communication port	Optional TCP/IP	TCP/IP	TCP/IP
Weatherproof enclosure with lockable hinged access door	√	√	√
Integrated power supply <sup>6</sup>	4.5A	2.6A	2.6A
Battery backup	7Ah	7Ah	7Ah
Mains monitoring with a battery charging circuit and a low-voltage cut off	√	√	√
Rotary coded address switch for easy addressing	√	√	-
Diagnostic LEDs for easy testing	√	√	√

1. Additional expansion modules required

2. Expandable to 30,000 via SEB-700 TCP/IP module

3. Either isolated or networked topology

4. 2 inputs may be configured to Automatic Fire and Tamper Control

5. Maximum 16 controllers per device network (unlimited device networks)

6. Maximum controller output 3A

## Proximity Readers

### Comprehensive Proximity Access Control System

Various kit combinations available - refer to Price List

SAFLEC readers cover the majority of proximity access control needs, with the Wiegand Reader SSR-202 connecting to Wiegand-compatible controllers

	Wiegand Reader SSR-202	Proximity Reader SSR-201	USB Take-on Reader SSR-221
High-bright, tri-colour LED	√	√	√
Audible buzzer with different sounds for allowing and denying access	√	√	-
Industry standard 125khz operational frequency	√	√	√
Reads Hitag1, Hitag 2, EM4102 card technologies	√	√	√
Rotary-coded address switch for easy addressing	√	√	-
Configurable bitmasking for limiting card number length from 16 to 40 bits	√	√	√
Wiegand standard connection	√	-	-
USB Connectivity	-	-	√



COMPREHENSIVE  
ACCESS CONTROL  
SYSTEM



# SMARTGUARD

## High-Security Keyless Access Control

Product Code: SK/1BLK (SMARTGUARD), SK/AIRBLK (SMARTGUARDair)

The CENTURION SMARTGUARD range provides efficient, secure keyless access control by enabling users to store up to 1000 unique codes comprising one to ten digits in its non-volatile memory. A variety of electrical devices can be activated (including gate operators, alarm panels, water pumps, etc.) by making use of one or more of the outputs provided.

### Models Available

- SMARTGUARD:** Multi-function, high-security, wired, keypad access-control.
- SMARTGUARDair:** High-security, wireless, keypad access control.

### Main Features


- |   |   |
|---|---|
| <p><b>SMARTGUARD</b></p> <ul style="list-style-type: none"> <li>• SMARTGUARD for hard-wired installations – compatible with almost any access control device</li> <li>• 1000 unique codes using one to ten digits – for greater security and versatility in a multi-user application</li> <li>• Three channel output – activate up to three devices</li> <li>• Selectively add and delete user codes – convenient and secure management of the system</li> <li>• Backup Memory Module – guarantees data security</li> <li>• Limited Uses Counter – grant access to armed response, garden services, etc. - codes are automatically rendered invalid after pre-set number of uses</li> </ul> | <p><b>SMARTGUARDair</b></p> <ul style="list-style-type: none"> <li>• Wireless for quick and easy installations</li> <li>• 1000 unique codes using one to ten digits – for greater security and versatility in a multi-user application</li> <li>• 15 channel output – activate up to 15 compatible devices</li> <li>• Selectively add and delete user codes – convenient and secure management of the system</li> <li>• Backup Memory Module – guarantees data security</li> <li>• Limited-uses counter – grant access to armed response, garden services, etc. - codes are automatically rendered invalid after use</li> <li>• Operates on two AA Alkaline batteries (included), or a separate 12V power supply</li> <li>• Up to two years of battery life with up to 300 uses per day</li> <li>• Wireless operating range of up to 30 metres (line of sight)</li> <li>• Compatible with CENTURION’s code-hopping receivers</li> </ul> |
|---|---|

### Technical Specifications

Technical Data	SMARTGUARD	SMARTGUARDair
Input voltage	12V - 24V AC/DC	2 x AA Alkaline batteries (included)
Current	32mA (standby) – 180mA (max)	NA
Operating temperature	-20°C – +60°C	-18°C – +55°C
Operating range	NA	Up to 30m
Operating frequency	NA	433MHz
Outputs	3 (1 Relay output, 2 open collector outputs)	Up to 15 individual channels
Output pulse time range	1 – 255 sec (adjustable) or latched	NA
Memory	1000 user codes	1000 user codes
Dimensions	Width: 80mm x Depth: 38mm x Height: 132mm	
Housing material	Polycarbonate	
Degree of protection	IP55	



SMART GUARD™  
SMART GUARD™  
air



## SMARTGUARD and SMARTGUARDair Accessories

### Memory Module

Product Code: **CP108**



Create a backup of all users and settings stored in your keypad's memory using this compact and useful memory module.

### Anti-tamper Switch

Product Code: **CP19**



An optional independent tamper switch can be fitted to provide a contact indicating if the unit has been forced open, or removed from its mountings.

### Anti-knock Shield

Product Code: **SK/AKS**



An anti-knock shield constructed from brushed Grade 304 stainless steel. Also available in mild steel.

### SmartSwitch II

Product Code: **SMARTSW2V1**



An interface board that provides additional security. It will only respond to a coded signal from the SMARTGUARD keypad. This ensures that - unauthorised person can operate the device by simply opening the keypad and shorting wires to trigger the device.

### Relay Switch

Product Code: **CP106**



This optional controller interfaces with the open collector output of the SMARTGUARD hard-wired keypad to provide a potential-free contact (normally-open/normally-closed). It can be used to operate a door lock, gate operator, roller-shutter operator, traffic barrier, etc.

### NOVA Single- and Multichannel Receivers

Various products available - refer to Price List



SMARTGUARDair interfaces with high-security NOVA code-hopping receivers.

## Access Control Kits

### SOLO Standalone System Kit

- Product Code: **SOLO0001V1**
- 1 x SOLO reader – Surface or Flush-Mount **1**
  - Order tags as needed

### Lattice Slave Kit

- Product Code: **LATS0001V1**
- 1 x Lattice Slave Head – Surface or Flush-Mount **2**

### SAFLEC SDC-220 Door Controller Kit

- Product Code: **SFSDC22000**
- 1 x Controller **5**
  - 1 x Lockable enclosure **5**
  - 1 x Power supply **5**
  - 1 x Battery **5**

### SAFLEC SDC-550 Door Controller Kit

- Product Code: **SFSDC55000**
- 1 x Controller **5**
  - 1 x Lockable enclosure **5**
  - 1 x Power supply **5**
  - 1 x Battery **5**

### Lattice Controller Kit

- Product Code: **LATC0003V1**
- 1 x Lattice controller – Surface or Flush-Mount **2**
  - Order tags as needed

### Lattice Take-up Head Kit

- Product Code: **LATTUH01V2**
- 1 x Lattice Take-up Head, USB-type **3**
  - 1 x Software package

### SAFLEC SDC-520 Door Controller Kit

- Product Code: **SFSDC52000**
- 1 x Controller **5**
  - 1 x Lockable enclosure **5**
  - 1 x Power supply **5**
  - 1 x Battery **5**

### SMARTGUARDair kit

- Product Code: **SK/AIR\_R1B**
- 1 x SMARTGUARDair keypad **4**
  - 2 x AA Alkaline batteries **B**
  - 1 x Single-channel CENTURION receiver **C**



**1**  
SOLO Reader



**2**  
Lattice Reader



**3**  
Lattice Take-up Head



**4**  
SMARTGUARDair Keypad



**5**  
SAFLEC SDC-220  
SAFLEC SDC-520  
SAFLEC SDC-550



**A**  
Access Tag



**B**  
AA Alkaline Batteries



**C**  
Single-channel  
CENTURION Receiver



## SAFLEC Software Comprehensive Access Control System

Various kit combinations available - refer to Price List

SAFLEC software is available in three different levels to suit the needs of any installation, - matter how large and sophisticated, or small and simple.

The Corporate Edition is the most comprehensive package, followed closely by the Professional Edition.

The Standard Edition, included free with the purchase of a SDC-550 Multiple Door Controller, is a good solution for smaller installations where the full functionality of the SAFLEC system is not required.

### Main Features

- Easy user-friendly installation and administration
- Anti-passback, Timed Anti-passback and Zone Control for greater security
- Flexible Time & Accumulation exporting
- Site-based configuration and hardware filtering
- Graphical event and alert monitoring and control
- PC-based actions for controlling third party devices such as CCTV, intrusion and fire systems
- Tag-holder sequencing tasks (enforcing Time & Attendance clockings)
- Quick search filters, low bandwidth setting and on-the-fly configuration
- Random search and tag-holder counters for scripting
- Software plug-in for PC-based overrides or custom extensions

	Corporate Edition SSS-110 Product Code: SFSSS11000	Professional Edition SSS-130 Product Code: SFSSS13000	Standard Edition SSS-100 Product Code: SFSSS10000
Flexible Time & Accumulation exporting	√	√	√
Extremely flexible event-based action mode on controllers	Across all	Local only	Local only
Multiple companies and departments	√	√	√
Mantrap (Booth) and turnstile operation supported	√	√	√
16 powerful schedules per controller	√	√	√
32 public holidays integrated into schedules	√	√	√
Maximum number of doors supported	√	√	√
Timed Anti-passback, Anti-passback and Zone Control	√	√	√
Card capture/drop-box function available	√	√	√
Biometric reader integration	√	√	√
Supports Personal Assistant Software SSS-120	√	√	√
Supports Remote Client Software SSS-101	√	√	-
64 event controlled Counters or Timers per Controller	√	-	-
Configurable extra data fields with automatic lists, dropdown lists, photographs or notes fields	√	-	-
Tag-holder sequencing tasks (enforcing Time & Attendance clockings)	√	-	-
Site-based configuration and hardware filtering	√	-	-
Site-based configuration and hardware filtering	√	-	-
Graphical event and alert monitoring and control	√	-	-
PC-based actions for controlling third party devices	√	-	-
Quick search filters, low bandwidth setting and on-the-fly configuration	√	-	-
Random search and tag holder counters for scripting	√	-	-

1. Personal Assistant Software SSS-120 is a visitor management, data capture solution which is ideal for picture capturing, card design and biometric reader take-on. Includes card printer capability - supports Windows drivers
2. Remote Client Software SSS-101 provides additional administrators full use of the master software from remote computer terminals



www.CentSys.com

## SAFLEC Expansion Boards Comprehensive Access Control System

Various kit combinations available - refer to Price List

Expansion boards offer a seemingly never-ending list of additional functionality to the SAFLEC system. From adding additional inputs and outputs and increasing memory to converting the interface protocol, virtually all potential user requirements are catered for.

### SEB 720 Remote I/O Expansion Board

Product Code: SFSEB72000

- 2 x Outputs (potential-free/powered)
- 4 x Digital inputs
- Support for 1 x Wiegand device or 4 x RS-485 readers
- Connects to SDC-550 and SDC-520 on reader network

### SEB-722 Remote I/O Expansion Board

Product Code: SFSEB72200

- 2 x Outputs (potential-free/powered)
- 4 x Digital/analogue inputs
- Support for 2 x Wiegand device or 4 x RS-485 readers
- Connects to SDC-550 and SDC-520 on reader network
- Lockable enclosure
- Power supply
- Battery

### SEB 721 Remote I/O Expansion Board with Onboard Receiver

Product Code: SFSEB72100

- 4 x receiver channels; each receiver can control up to four buttons
- Each transmitter will have a unique number that will be linked as a card holder
- Connects to SDC-550 and SDC-520 on reader network

### SEB 700 TCP/IP & Memory Expansion Board for SDC-550

Product Code: SFSEB70000

- Increase tag holder capacity to 30 000
- Provides native TCP/IP connectivity
- Connects to Expansion Head on SDC-550.

### SSI-301-W Wiegand to RS-485 Converter Board

Product Code: SFSSI300WO

- Converts Wiegand data into the RS-485 used by the SDC-550 Multiple Door Controller, the SDC-520 Ethernet Controller and the SEB-720 remote I/O board
- Small, space-saving board for unobtrusive installation behind a device, or within the controller cabinet
- In-circuit programming for easy product updates
- Rotary-coded address switch for easy addressing
- Requires 12V DC power source

### SEB710 I/O Expansion Board

Product Code: SFSEB71000

- Extends the I/O capabilities of the SDC-550 Multiple Door Controller
- 8 x Relay outputs (configure as either powered or potential-free contacts)
- 8 x Programmable digital inputs
- 8 x Multi-purpose I/O points (set as either inputs or outputs)



COMPREHENSIVE  
ACCESS CONTROL  
SYSTEM

## Biometric Components

### Biometric Fingerprint Readers

Various kit combinations available - refer to Price List

Adding a biometric reader significantly increases the security of any access control installation by providing a formidable biometric identification system that is very difficult to circumvent.

Centurion Systems is a proud stockist of the award-winning Viridi range of biometric and general access control devices.

### Viridi AC2100 Reader

#### Biometric Reader

Product Code: **VIRDA2100**

The Viridi AC2100 is a practical and affordable fingerprint reader with Fake Fingerprint Detection technology.



#### Main Features

- 100 user and 200 fingerprint template capacity
- Patented Viridi Fake Fingerprint Detection – can detect fingerprints made from paper, silicone, wax, etc.
- IPX3 rating – IPX is an international waterproofing standard; it can be installed in virtually any location
- Built-in Smartcard/RF card module for added security or to facilitate 1:1 searches
- Auto-sensing – saving energy and reducing battery usage during power failures
- Voice prompting – easy operation for first time users
- High-performance processor

### Viridi AC2100H RF Reader

#### Biometric Reader

Product Code: **VIRDAC2500**

Viridi's patented fingerprint authentication technology taken to the next level with network compatibility and an even larger user template capacity.



#### Main Features

- 1500 user and 1500 fingerprint template capacity
- Patented Viridi Fake Fingerprint Detection – can detect fingerprints made from paper, silicone, wax, etc
- IPX3 rating – IPX is an international waterproofing standard; it can be installed in virtually any location
- High-performance processor – fast operating and processing speeds
- Can operate in Standalone Mode or on a TCP/IP network, RS485, Wiegand
- Built-in Smartcard/RF card module for added security or to facilitate 1:1 searches
- Auto-sensing – saving energy and reducing battery usage during power failures

### Viridi AC4000 RF

#### Biometric Reader

Product Code: **VIRDAC4000**

The Viridi AC4000 RF system offers an award-winning Fingerprint, PIN and RF/SC cards authentication.

New-generation technology, convenience and design with LCD, LED and motion sensor technology.



#### Main Features

- 22 000-user and 22 000 fingerprint template capacity
- Patented Viridi Fake Fingerprint Detection – can detect fingerprints made from paper, silicone, wax, etc.
- Fast authentication speed (1:1 < 0.5 seconds; 1:N [1000] < 1 seconds)
- Can operate in a standalone mode or on a TCP/IP network, RS-232, RS-485, Wiegand
- Interphone integration for Visitor Control with enhanced security
- Access Control, Time & Attendance and Meal Control

### Viridi AC5000 RF

#### Biometric Reader

Product Code: **VIRDAC5000**

The Viridi AC5000 RF Fingerprint Reader incorporates state-of-the-art design, elegant looks and a robust IP65-rated housing, designed to withstand any weather conditions.

It has a customisable colour LCD screen, with an LED touch keypad (i.e. - plastic/rubber buttons which can wear out).



#### Main Features

- IP65-rated Outdoor Fingerprint Reader – use in any environment
- 20 000 user and 20 000 fingerprint template storage capacity
- Patented Viridi Fake Fingerprint Detection – can detect fingerprints made from silicone, wax, etc.
- High-performance processor/CPU – fast operating and processing speeds
- Can operate in Standalone Mode or on a TCP/IP network, RS-232, RS-485, Wiegand
- Built-in Smartcard/RF card module for added security and to facilitate 1:1 searches
- Auto-sensing – saving energy and reducing battery usage during power failures

## Virdi AC6000 High-End Biometric Reader

Product Code: **VIRDAC6000**

This state-of-the-art terminal embraces the latest technology with a large, colour, touch-screen LCD, embedded digital camera and extremely fast processor.



### Main Features

- 100 000 user and 60 000 fingerprint template storage capacity
- Patented Virdi Fake Fingerprint Detection – can detect fingerprints made from silicone, wax, etc.
- 4.8" colour TFT LCD touch screen – intuitive user interface simplifies operation
- Embedded 1.3 megapixel camera – takes a photo at the time of each transaction for added security
- High quality sound
- Ultra-fast authentication speed (1:1 < 0.5 seconds, 1:N [7000] < 1 seconds)
- USB memory slot for convenient configuration, firmware upgrades, Database backups, user info, etc
- Optional face detection

## Virdi Template Management Software Biometric Software

Product Code: **VIRDUNISTD**

Sophisticated device and template management application with powerful access control functionality and optional Time & Attendance and Meal Management modules.

### Main Features

- Multiple terminal management
- Client/Server environment
- TCP/IP communication
- ERP and Groupware System Interface
- Firmware upgrade functionality
- Database backup
- Multi-language support

## Virdi USB Enrolment Device Biometric Reader

Product Code: **VIRDFOHO2**

Award-winning USB Fingerprint Reader with Live and Fake Fingerprint Detection Technology incorporating an RFID Reader.



### Main Features

- 125KHz Proximity Card and Fingerprint Enrolment Support
- Detecting fake fingerprint materials such as paper, file, silicon, rubber, etc.
- It is convenient to use as it does not require users to carry special tools for verification
- It is a high-tech fingerprint recognition system that uses fingerprints which carry - risk of replication or unauthorised use
- Uses 500DPI high-capacity fingerprint recognition sensors for fast and accurate verification
- Insert into PC's USB terminal for easy recognition and installation

## Virdi ACF100 Biometric Reader

Product Code: **VIRDACF100**

The ACF100 is a robust access control terminal which is aesthetically pleasing and simple to install, configure and operate. It is not only designed for access control applications, but for time and attendance monitoring as well. The ACF100 supports DDNS, which creates a secure link for each device to a central communication server. Simply put, this means that an ACF100 installed at a site on an ADSL network in New York can be controlled by a Smartphone in London on a 3G connection provided both devices are connected to the internet, without the need for a VPN (Virtual Private Network).



### Main Features

#### Mechanical Features

- IP65 degree of protection
- Die-cast aluminium housing
- Sapphire crystal (hardened) fingerprint sensor
- Battery backup

#### Electronic Features

- Fingerprint sensor with live and fake finger detection technology
- Integrated card reader (either 125KHz RFID or 13.65MHz Mifare)
- 1000 user, fingerprint template and card capacity
- 1 000 000 transaction memory
- Embedded 1.3 megapixel camera

- Lock control (relay) via RS485 – built into the power supply
- Supports magnetic lock (EM), dead bolt and striker
- Standalone option – device managed by Smartphone
- Network option – connects to UNIS via LAN (wireless); device is managed by Server/PC
- Remote option – connects to DDNS server via internet-enabled LAN (wireless); device is controlled by Smartphone
- Can be used for both access control and Time & Attendance
- Wi-fi Direct-enabled – does not require a separate wireless access point to connect to Smartphone

# INFRARED SAFETY BEAMS

Safety is paramount in any automated system, and adding a pair of Safety Beams to your installation goes a long way towards preventing injury or property damage. Centurion Systems' infrared gate Safety Beams are reliable, easy to install and extremely cost-effective.



## i5 Infrared Gate Safety Beams

Product Code: **ISV3**

i5 is a cost-effective detection device in applications from safety beams to simple perimeter protection. Centurion Systems' i5 beams have a range of 40 metres, are self-aligning and are unaffected by the sun. They have wide 12V – 24V AC/DC voltage supply range.

### Main Features

- Wide infrared beam makes for supremely easy beam alignment – no more battling onsite
- Highly cost-effective detection solution
- Easy commissioning thanks to LED indicators
- 40 metre range - suitable for even the widest of entrances
- Compatible with Intruder-detection Alarm functionality (a world first) - greatly improves security <sup>1</sup>
- Wide input voltage range

<sup>1</sup> Requires this feature to be present on the operator's controller

### Technical Specifications

Technical Data	i5
Power supply	12V – 24V DC/AC
Power consumption	Transmitter: 21mA, Receiver: 43mA @ 12V
Maximum distance	40m
Alignment	Automatic - 9m <sup>2</sup> @ 10m <sup>1</sup>
Output contact rating	5A @ 220V AC (non-inductive)
Operating temperature	-15°C to +55°C
Operating humidity	0% - 90% (non-condensing)
Degree of protection	IP54


<sup>1</sup> Circular area, assuming parallel surfaces

### i5 Anti-knock Shield

Product Code: **IS/AKSV2**



A protective shield constructed from tough epoxy-coated mild steel to help prevent your i5 infrared safety beams from being knocked and damaged.



## Photon

### Infrared Gate Safety Beams With Wireless Technology

Product Code: **PHOTON1V1**

Photon infrared gate safety beams with a wireless transmitter, for a quick and easy, safe gate automation installation. With Photon infrared gate safety beams, there is no need to dig or tunnel under the driveway, amassing high installation bills and defacing your property – the wireless transmitter can be effortlessly mounted onto a wall or surface and the innovative Installer Mode will aid you in the alignment process via an onboard buzzer. Automated gate safety has never been so quick and easy.

#### Main Features

- Transmitter is wireless - battery-operated saving on cabling costs
- Minimum two year battery life (2 x AA batteries included)
- Low power consumption throughout the system for greater efficiency
- Ten metre operating range – ideal for the majority of entrance gates
- Compatible with Intruder-detection Alarms for enhanced perimeter security <sup>1</sup>
- Transmitter provides audible battery-low indication via onboard buzzer
- Elegant slim-line construction – only 50mm wide

<sup>1</sup>. Requires this feature to be present on the operator's controller

#### Technical Specifications

Technical Data	Photon
Power supply	Transmitter: 2 x AA Alkaline Batteries (supplied) <sup>1</sup> Receiver: 12V – 24V DC/AC
Power consumption	Receiver: 30mA @ 12V DC
Transmitter battery life	Min 2 years
Battery-low indication	Audible beep
Maximum operating distance	10m
Alignment	Automatic – 1m <sup>2</sup> @ 10m <sup>2</sup>
Output contact	Fail-safe, N/C and N/O, potential-free contact
Output contact rating	3A @ 30V DC (non-inductive)
Operating temperature	-15°C - +65°C
Operating humidity	0 - 90% (non-condensing)
Housing material	ABS
Degree of protection	IP54
Packaging dimensions	Width: 69mm x Depth: 52mm x Height: 133mm

<sup>1</sup>. Only replace with AA Alkaline batteries; do not use rechargeable batteries with this product

<sup>2</sup>. Circular area - assuming parallel surfaces



# Photon™



**INFRARED GATE  
SAFETY BEAMS  
WITH WIRELESS  
TECHNOLOGY**

# INDUCTIVE LOOP DETECTORS

Centurion Systems has taken all the hassle out of installing ground loops with our range of highly-sensitive inductive loop detectors for vehicle access applications. Centurion Systems' loop detectors are extremely easy to install and commission and provide useful feedback for on-the-go diagnostics.



## FLUX Inductive Loop Detectors

Product codes: FLUX SA: **FLUXSA00V1**; FLUX 11 12-24V DC: **FLUX1100V1**; FLUX 11 230V AC: **FLUX1101V1**

Centurion Systems has taken all the hassle out of installing ground loops with our range of highly-sensitive inductive loop detectors for vehicle access applications. CENTURION FLUX loop detectors are extremely easy to install and commission and provide useful feedback for on-the-go diagnostics.

### Models Available

- FLUX SA:** Fast, intelligent and reliable standalone inductive vehicle loop detector. Very fast detection speed, audio and visual diagnostics and removable terminals make for a unit that is easy to install, commission and maintain.
- FLUX 11:** 11-pin loop detector available in two models to suit a wide variety of vehicle access applications. A convenient 11-pin plug-in adaptor allows the FLUX 11 to interface seamlessly with the standard loop detector 11-pin bases found in the majority of vehicle access applications.

### Main Features

#### Mechanical Features



- Easy to install and commission, saving you time and money
- Audible and visual diagnostics for ease of setup and maintenance
- Removable terminals for quick and easy maintenance (FLUX SA only)
- Standardised size allows the FLUX 11 to be incorporated into any existing 11-pin base
- Dedicated reset button to assist with quick maintenance procedures

#### Electronic Features


- Very fast detection speed for quick response times – greater security
- Wide, adaptive self-tuning range for outstanding reliability
- Excellent, strong loop field strength for reliable operation
- Automatic Sensitivity Boost feature which automatically increases the sensitivity for the reliable detection of variable height vehicles
- Excellent immunity to external interference for improved reliability

### Technical Specifications

Technical Data	FLUX SA	FLUX 11 DC Model	FLUX 11 AC Model
Input voltage	10V - 40V DC or 7V - 28V AC		220V - 240V AC ±10%, 50Hz (single-phase)
Standby current	50mA		<10mA
Output relay rating	1A @ 125V AC		
Detection time	4ms @ 100kHz loop frequency 10ms @ 40kHz loop frequency		
Indicators	LED indicators showing Power, Loop Fault, 5 LEDs to indicate Loop Detection Level and Detect		
Visual	LED indicators showing Power, Loop Fault, 5 LEDs to indicate Loop Detection Level and Detect		
Audible	Buzzer with indication of loop detection level and loop fault		
Detector tuning range	15 - 1500µH		
Protection	Isolation transformer with 10kA lightning protection		
Connectors	Removable connectors for easy maintenance	11-pin base	
Outputs provided	1 (Configurable as either Pulse or Presence)	2 (Both Pulse and Presence)	
Mass of unit packed	85g	92g	182g
Packaging dimensions	Width: 63mm x Depth: 31mm x Height: 111mm	Width: 45mm x Depth: 96mm x Height: 81mm	Width: 45mm x Depth: 96mm x Height: 81mm
Degree of protection	IP50		







# CONTROLLERS AND ANCILLARY ELECTRONICS

Not only do we stock a range of intelligent controllers for our own operators, but we even offer high-quality universal controllers that can be used for a wide variety of applications. In addition, our ancillary solutions are tailor-made to help you get the most out of your installation. All our controllers incorporate advanced onboard lightning protection and diagnostics.

### CP75 DC Motor Controller

Product Code: **CP75**

Electronic controller for use with the R3 and R5 range of rotary swing gate operators.



#### Main Features

- Adjustable Autoclose timer – gate is never left open unnecessarily
- Diagnostic LEDs for easy programming
- Dedicated Pillar Light Relay
- The following onboard inputs and outputs are provided:
  - Free-exit input
  - Trigger input
  - Solenoid lock connection
  - 12V DC output for auxiliary devices such as external receivers, gate Safety Beams, etc.
  - Input for infrared Safety Beams
  - Pedestrian Opening input
  - Dedicated Holiday Lockout input
- Fuse-protected

### CP77 DC Motor Controller

Product Code: **CP77 / CP7724V**

An incredibly versatile DC controller that can be used with a wide variety of swing and sliding gate operators, including Beninca, FAAC, SupaSlida and AutoMate.



#### Main Features

- Proven lightning protection
- High immunity to noise – not affected by external interference
- Micro-controller platform allows customisation – improved versatility
- Trigger input with local test button – useful for testing the operation of the device when a transmitter is not available
- Pedestrian Opening input - prevents unauthorised vehicle access
- Safety Beam input – connecting infrared Safety Beams dramatically increases the safety of the automated system
- Local and remote multi-function Gate Status LED
- Free-exit input (only opens gate) – ideal for fitting free-exit ground loops or pushbuttons in townhouse and high-volume vehicle access applications
- Holiday Lockout input – ensures that gate cannot be opened when homeowners are away
- Timed potential-free contact (e.g. Courtesy Lights)
- Low-voltage switching of potential-free contact
- Selectable/adjustable Autoclose timer (5 – 45 seconds)
- Override of Autoclose timer via trigger input
- Local diagnostic LEDs for easy programming
- Available in 12V and 24V DC variants

### CP80 DC Motor Controller

Product Code: **CP80D3/D5**

Electronic controller for use with the D3 and D5 range of sliding gate operators.



#### Main Features

- Proven lightning protection
- Trigger input with local test button– useful for testing the operation of the device when a transmitter is not available
- Pedestrian Opening input - prevents unauthorised vehicle access
- Safety Beam input – connecting infrared Safety Beams dramatically increases the safety of the automated system
- Local and remote multi-function Gate Status LED
- Free-exit input (only opens gate) – ideal for fitting free-exit ground loops or pushbuttons in townhouse and high-volume vehicle access applications
- Holiday Lockout input - ensures that gate cannot be opened when home owners are away
- Timed potential-free contact (e.g. Courtesy Lights)
- Low-voltage switching of potential-free contact
- Selectable/adjustable Autoclose timer (1 – 255 seconds)
- Override of Autoclose timer via trigger input
- Local diagnostic LEDs for easy programming

### CP87 DC Motor Controller

Product Code: **CP87**

A basic single-channel DC controller for use with sliding and swing gate operators.



#### Main Features

- Proven lightning protection
- Reliable position control via limit switches
- Pedestrian Opening input - prevents unauthorised vehicle access
- 12V DC output for auxiliary equipment such as an external radio receiver

### CP75A DC Motor Controller

Product Code: **CP75A**

An electronic interface for communicating with the master controller when a second R3/R5 rotary swing gate operator is installed.



**CP88**  
**DC Motor Controller**  
Product Code: **CP88**

Electronic controller for use with the CENTRY DC-operated traffic barrier.



**Main Features**

- Onboard sensitivity adjustment
- Inductive Loop Detector input
- Safety Beam input for fitting additional safety devices
- Selectable Autoclose – ensures that gate is never left open unnecessarily
- Local diagnostic LEDs for easy programming

**CP200**  
**Inverter Module**  
Product Code: **CP200EV3**



The Inverter rectifies the 230V AC input into 310V DC while also changing the single-phase input into the three-phase supply needed to operate the A10 electric motor.

**CP91**  
**AC Motor Controller**  
Product Code: **CP91**

The CP91 AC controller is a versatile controller designed to drive single-phase 220V AC motor systems. Reliability is enhanced through comprehensive surge and lightning protection, high noise-immunity and zero cross-switching.



**Main Features**

- Proven lightning protection
- High immunity to noise – not affected by external interference
- Micro controller platform allows customisation – improved versatility
- Trigger input with local test button – useful for testing the operation of the device when a transmitter is not available
- Pedestrian Opening input - prevents unauthorised vehicle access
- Safety Beam input – connecting infrared Safety Beams dramatically increases the safety of the automated system
- Local and remote multi-function Gate Status LED
- Free-exit input (only opens gate) – ideal for fitting free-exit ground loops or pushbuttons in townhouse and high-volume vehicle access applications
- Timed potential-free contact (e.g. Courtesy Lights)
- Low-voltage switching of potential-free contact
- Selectable/adjustable Autoclose timer (5 - 40 seconds)
- Override of Autoclose timer via trigger input
- Local diagnostic LEDs for easy programming
- 12V DC auxiliary supply at 150mA

**CP93**  
**Dual AC Motor Controller**  
Product Code: **CP93**

The CP93 Dual AC controller is a controller card designed to control a pair of gates driven by AC induction motors in various configurations.



**Main Features**

- Designed to allow full control of a set of double swing gates that interleave, irrespective of the operator, and with or without the use of limit switches.
- Installer User Interface allows full customisation of the various programming features
  - Adjustable relay switching time to prevent relay contact arcing
  - Trigger input with local test button – useful for testing the operation of the device when a transmitter is not available
  - Pedestrian Opening input - prevents unauthorised vehicle access
  - Safety Beam input – connecting infrared Safety Beams dramatically increases the safety of the automated system
  - Local and remote multi-function Gate Status LED
  - Free-exit input (only opens gate) – ideal for fitting free-exit ground loops or pushbuttons in townhouse and high-volume vehicle access applications
  - Timed potential-free contact (e.g. Courtesy Lights)
  - Low-voltage switching of potential-free contact
  - Selectable/adjustable Autoclose timer (1 - 255 seconds)
  - Override of Autoclose timer via trigger input
  - Local diagnostic LEDs for easy programming
  - 12V DC auxiliary supply for connecting Safety Beams, external receivers, keypads, etc.

**CP201**  
**AC Motor Controller**  
Product Code: **CP201V3**

Electronic controller for use with the A10 industrial sliding gate operator.



**Main Features**

- Proven lightning protection
- High immunity to noise – not affected by external interference
- Trigger input with local test button – useful for testing the operation of the device when a transmitter is not available
- Pedestrian Opening input – prevents unauthorised vehicle access
- Safety Beam input – connecting infrared Safety Beams dramatically increases the safety of the automated system
- Local and remote multi-function Gate Status LED
- Free-exit input (only opens gate)
- Timed potential-free contact (e.g. Courtesy Lights)
- Low-voltage switching of potential-free contact
- Selectable/adjustable Autoclose timer (1 - 255 seconds)
- Override of Autoclose timer via trigger input
- Local diagnostic LEDs for easy programming and diagnostics
- 12V DC auxiliary supply connecting Safety Beams, external receivers, keypads, etc.

## D2 Turbo & D2 Turbo Low-Voltage DC Motor Controller

Product Code: D2 Turbo: **D2TC-D00V1** D2 Turbo Low-Voltage: **D2TC-D0LV1**

The exceptionally user-friendly interface used to configure the D2 Turbo domestic sliding gate operator, complete with charger and onboard CENTURION code-hopping multichannel receiver. The twin dial-system makes setting up and commissioning veritable child's play.

The D2 Turbo Low-Voltage controller has an input voltage range of 10V - 20V AC/10V - 28V DC, which means that it can be powered using a step-down transformer mounted in the house and fed via inexpensive low-voltage cables.



### Main Features

- Fully-sealed plastic housing to prevent ingress of dirt and insects
  - Easy setup using the Function and Setting Dials and the pushbutton
  - Removable connectors for easy maintenance
  - Watchdog IC ensures full and safe operation of the controller
  - Optional Backup Memory Module allows backing up of all the information that has been set up in the system
  - Opening and Closing Safety Beam inputs with Beam Circuit functional test
  - High-security cleared beam Autoclose, in conjunction with Safety Beams (PIRAC)
  - Multiple Modes of Operation: Standard Mode, Open Only Mode, Reversing Mode, and two with operator Pre-flashing Modes
  - Automatic closing with adjustable time delay, and pushbutton override
  - Remote Gate-status Indicator (gate position, power failure, low battery, multiple collision detection and Pillar Light Status indication)
  - Pedestrian Opening
  - Holiday Lockout
  - Courtesy/Pillar Light (Fixed duration), with pre-delays and two Pre-flashing Modes
  - Selectable gate speed modes – Low Speed/High Speed (High Speed is the default)
  - Positive Close Mode (e.g. ensure activation of electric fence contact switch)
  - Onboard multichannel CENTURION code-hopping receiver with the ability to learn remote control buttons to specific functions (e.g. Gate trigger, Pedestrian Opening, Holiday Lockout)
  - Low-voltage AC or DC input – ideal for sites with no mains power at the gate <sup>1</sup>
  - No need to fit costly isolator <sup>1</sup>
- <sup>1</sup>. Applies to D2 Turbo Low-Voltage only

## D5-Evo & D5-Evo Low-Voltage DC Motor Controller

Product Code: **D5CC-D00V1**

This cost-effective light-industrial sliding gate operator for gates weighing up to 500kg enables you to enjoy all the amazing features and functionality of the flagship D5-Evo – even if you don't have mains power at the gate. All that is needed to breathe life into the feature-rich LCD controller is a low-voltage input, easily obtainable via a step-down transformer and dramatically reducing installation costs.

The D5-Evo Low-Voltage controller has an input voltage range of 15V - 19V AC, which means that it can be powered using a step-down transformer mounted in the house and fed via inexpensive low-voltage cables.



### Main Features

- Fully-sealed plastic housing for controller to prevent ingress of dirt and insects
  - Easy setup of controller using LCD interface
  - Removable connectors on controller for easy maintenance
  - Watchdog IC ensures full and safe operation of controller
  - Optional Backup Memory Module allows backing up of all the information that has been set up in the system
  - Opening and Closing Safety Beam inputs with Beam Circuit functional test
  - High-security cleared beam Autoclose, in conjunction with Safety Beams (PIRAC)
  - Break-in and Ambush Alarm (a world first) with configurable outputs via onboard buzzer, Pillar Light Relay, etc.
  - Multiple Modes of Operation: Standard Mode, Condominium Mode (multi-user), Reversing Mode, PLC and Deadman Control Mode
  - Automatic closing with adjustable time delay, and pushbutton override
  - Remote Gate-status Indicator (gate position, power failure, low battery, multiple collision detection and Pillar Light Status indication)
  - Pedestrian Opening
  - Free-exit facility
  - Holiday Lockout – configurable as Emergency Stop
  - Courtesy/Pillar Light (fixed duration), with pre-delays and two Pre-flashing Modes
  - Multiple Operating Profiles to suit region of installation – select between ZA, CE, etc.
  - Full configuration of gate operating parameters, including independent gate opening and closing speeds, ramp-up and ramp-down distances and crawl speed
  - Positive Close Mode (e.g. ensure activation of electric fence contact switch)
  - Onboard multichannel CENTURION code-hopping receiver with the ability to:
    - Learn transmitter buttons to specific functions (e.g. Gate trigger, Pedestrian Opening, Free-exit, Pillar Light Control, Holiday Lockout)
    - Selectively delete specific transmitters that have been lost or stolen
    - Automatically learn transmitters into the system (Autolearn)
    - Automatically delete transmitters that are no longer in use (Delete-Not-Present)
  - Integrated ChronoGuard (a world first) with Real Time Clock and Calendar timer offering multichannel time-activated and time-barring functionality
  - Auxiliary output can be configured via the ChronoGuard timer to provide timer functionality to external devices, such as security lights, entrance fountain, etc.
  - Low-voltage AC or DC input – ideal for sites with no mains power at the gate <sup>1</sup>
  - No need to fit costly isolators <sup>1</sup>
- <sup>1</sup>. Applies to D5-Evo Low-Voltage only

## D10 DC Motor Controller

Product Code: **D10C-D00V2**

Using CENTURION's proven 24V DC technology, this is the complete solution for commercial and industrial gates up to 1000kg. A rock-solid die-cast aluminium gearbox and reliable battery backup make the D10 ideally suited for complexes with large gates and high traffic volumes, while an intelligent LCD controller with multiple Modes of Operation makes setup and diagnostics veritable child's play.



### Main Features

- Fully-sealed plastic housing for controller to prevent ingress of dirt and insects
- Easy setup of controller using LCD interface
- Removable connectors on controller for easy maintenance
- Watchdog IC ensures full and safe operation of controller
- Optional Backup Memory Module allows backing up of all the information that has been set up in the system
- Opening and Closing Safety Beam inputs with beam circuit functional test
- High-security cleared beam Autoclose, in conjunction with Safety Beams (PIRAC)
- Break-in and Ambush Alarm (a world first) with configurable outputs via onboard buzzer, Pillar Light Relay, etc.
- Multiple Modes of Operation: Standard Mode, Condominium Mode (multi-user), Reversing Mode, PLC and Deadman Control Mode
- Automatic closing with adjustable time delay, and pushbutton override
- Remote gate-status indicator (gate position, power failure, low battery, multiple collision detection and Pillar Light Status indication)
- Pedestrian Opening
- Free-exit facility
- Holiday Lockout – configurable as Emergency Stop
- Courtesy/Pillar Light (fixed duration), with pre-delays and two Pre-flashing Modes
- Multiple Operating Profiles to suit region of installation – select between ZA, CE, etc.
- Full configuration of gate operating parameters, including independent gate opening and closing speeds, ramp-up and ramp-down distances and crawl speed
- Positive Close Mode (e.g. ensure activation of electric fence contact switch)
- Onboard multichannel CENTURION code-hopping receiver with the ability to:
  - Learn transmitter buttons to specific functions (e.g. Gate trigger, Pedestrian Opening, Free-exit, Pillar Light Control, Holiday Lockout)
  - Selectively delete specific transmitters that have been lost or stolen
  - Automatically learn transmitters into the system (Autolearn)
  - Automatically delete transmitters that are no longer in use (Delete-Not-Present)
- Integrated ChronoGuard (a world first) with Real Time Clock and Calendar timer offering multichannel time-activated and time-barring functionality
- Auxiliary output can be configured via the ChronoGuard timer to provide timer functionality to external devices, such as security lights, entrance fountain, etc.

## V-Series Controller DC Motor Controller

Product Code: **VECC-D00V3**

There is virtually no limit to the capabilities of our swing gate operators; combining industry-leading functionality, world-class reliability and ease of installation, CENTURION swing gate operators truly are in a league of their own, with an intelligent logic controller.



### Main Features

- Separate weatherproof housing for dual-channel controller, battery and charger
- Fully-sealed plastic housing for controller to prevent ingress of dirt and insects
- Easy setup of controller using LCD user interface
- Removable connectors on controller for easy maintenance
- Watchdog IC ensures full and safe operation of controller
- Onboard multichannel CENTURION code-hopping receiver with the ability to:
  - Learn transmitter buttons to specific functions (e.g. Gate trigger, Pedestrian Opening, Free-exit, Pillar Light Control, Holiday Lockout)
  - Selectively delete specific transmitters that have been lost or stolen
  - Automatically learn transmitters into the system (Autolearn)
  - Automatically delete transmitters that are no longer in use (Delete-Not-Present)
- Multiple Modes of Operation, including Standard Mode and Condominium Mode (multi-user)
- Full configuration of gate opening parameters, including independent gate opening and closing speeds, ramp-up and ramp-down distances and end-of-travel crawl distance
- Automatic Closing with adjustable time, pushbutton override and selectable according to gate status
- Selectable leaf delay on either gate leaf
- Advanced Positive Close Mode ensuring the gate remains closed in a secure, rigid position
- Multiple Operating Profiles to suit region of installation – select between ZA, CE, etc.
- Pedestrian Opening (adjustable opening and Autoclose time)
- Remote Gate Status Indicator (gate position, power failure, low battery, multiple collision detection and Pillar Light status indication)
- Courtesy/Pillar Light Timer with adjustable time)
- Fully configurable pre-delays with Pre-flashing Modes
- Opening and Closing Safety Beam inputs with beam circuit functional test
- High-security cleared-beam Autoclose in conjunction with Safety Beams (PIRAC)
- Break-in and Ambush Alarms (a world first) with configurable outputs via onboard buzzer, Pillar Light Relay, etc.
- Free-exit facility
- Advanced solenoid or magnetic gate-lock release pulse

## SECTOR / CLAWS Controller

Product Code: **SECC-D00V1**

Traffic barriers offer a formidable means of controlling vehicular access, and we have gone to great lengths to ensure that with the intelligent LCD controller CENTURION barriers are easy to set up and can handle the heaviest of traffic volumes while simultaneously offering superior security and a myriad features.



### Main Features

- Fully-sealed plastic housing for controller to prevent ingress of dirt and insects
- Easy setup of controller using LCD interface
- Removable connectors on controller for easy maintenance
- Watchdog IC ensures full and safe operation of controller
- Optional Backup Memory Module allows backing up of all the information that has been set up in the system
- Standard plug-in bases pre-configured for approved 12V DC closing and free-exit inductive loop detectors
- Adjustable and removable controller mounting tray for easy wiring and commissioning
- Barrier Raise and Lower inputs
- Memory and non-memory barrier activation
- Onboard multichannel CENTURION code-hopping receiver with the ability to:
  - Learn transmitter buttons to specific functions (e.g. Gate trigger, Pedestrian Opening, Free-exit, Pillar Light Control, Holiday Lockout)
  - Selectively delete specific transmitters that have been lost or stolen
  - Automatically learn transmitters into the system (Autolearn)
  - Automatically delete transmitters that are no longer in use (Delete-Not-Present)
- Full configuration of barrier operating parameters including independent pole raise and lowering speeds, ramp-up and ramp-down angles
- Automatic lowering
- Multiple Operating Profiles to suit region – select between ZA, CE, etc.
- Multichannel controller with integrated ChronoGuard timer technology (a world first):
  - Free-exit facility
  - Remote boom pole status indicator (pole position, power failure, low battery, multiple collision detection and security light status indication)
  - Courtesy/Pillar Light Timer with adjustable duration
  - Fully configurable pre-delays with Pre-flashing Modes
  - Safety/Closing Beam input with Beam Circuit function test
  - Lock/Emergency Stop input
  - Ticket Vend Interlock which enables connectivity to a ticket vending machine

## Memory Module Backup Memory Module

Product Code: **PCA12201V1.0** (for D-Series Controllers); **CP108** (for SMARTGUARD/air keypad); **PCA11667V1** (for Lattice Controller)



Available in three variants, the Memory Module is used to create a backup of the onboard memory of all D-Series controllers (except VECTOR2), SMARTGUARD and SMARTGUARDair keypads, and the Lattice Controller. During a backup, the entire memory of the controller is backed up, including all settings and remote controls. In the case of the D-Series controllers equipped with ChronoGuard, all Time-periods that have been set, will also be backed up. This backup can then be used to restore the memory contents in the event that the controller has to be replaced.

## CP76 Relay Rectifier PCB

Product Code: **CP76**



A useful and versatile card which can be used in many access control applications. Its purpose is to convert a 12V AC or DC voltage signal to a potential-free (voltage-free) contact.

Typical applications include:

- Converting the 12V AC output signal from an intercom (that is normally used for powering a strike lock), into a voltage-free contact that can be used to trigger a gate operator, a garage door operator, etc.
- Converting the open-collector outputs found on the CENTURION SupaSMART, SupaNOVA, SMARTGUARD (air) keypad, SOLO or Lattice proximity tag reader to a potential-free contact

## CP78 Multi-LED Driver PCB

Product Code: **CP78**



The CP78 can be used to power multiple LEDs connected in parallel, and can also be employed for interlocking two operators. Most controllers provide only 4.5V on the LED output and can therefore power a maximum of three LEDs; however, the CP78 uses 12V DC to switch a relay via a transistor input and can provide power to an unlimited number of LEDs. This is especially useful in multi-user intercom applications comprising numerous handsets, where each handset requires a gate status LED.

## CP79V2 Universal Timer Board/Pulse-stretcher

Product Code: **CP79V2.0**



This is a handy timer card, which can be used in many access control applications. A trigger input will latch the output for a variable time.

Typical applications include:

- Activating a continuous door strike
- Releasing a magnetic lock
- Driving a cooling fan
- Pillar Lights
- Alarms

**CP102**  
**Dual Sliding Gate Motor Sync Card**  
Product Code: **CP102**



The CP102 allows the user to seamlessly synchronise two operators by providing a common trigger. Once the trigger signal is applied, both operators will run in perfect synchronicity. This is useful on sites with extremely wide driveways where two automated gates close towards each other.

**CS2**  
**Surge Suppression Card**  
Product Code: **CS2**



The CS2 has been designed to electronically clamp down voltage spikes caused by lightning and power surges, thereby minimising the damage to electronic equipment that usually ensues following such an overvoltage condition.

**CP107**  
**Battery Saver Module**  
Product Code: **CP107**



The CP107 is designed to prevent your 12V lead-acid battery from going below 10.6V during a mains power failure. Should the battery voltage drop to 10.6V during a mains power failure, the CP107 automatically disconnects the battery from the load circuitry. Once mains power is restored the battery saver automatically resets, allowing your battery to recharge to full capacity.

The CP107 is supplied with colour-coded wiring and pre-attached lugs, making it quick and easy to connect to any 12V system. Once connected, the CP107 is small enough to be tucked away inside the various CENTURION enclosures.

**CL12**  
**Mains Supply Surge Limiter**  
Product Code: **CL12-00370**



Protect your gate motor's electronics by fitting a mains supply surge limiter upstream. The CL12 'clamps' high voltages and offers effective protection against lightning and power surges.



**It all adds up!**

**10 000 000 000**  
possible security codes for the SMARTGUARD or SMARTGUARDair keypads

**0**

wires needed to install a SMARTGUARDair keypad

**1986**

The year CENTURION was founded

metres per minute - the speed of our fastest gate motor

**50**

**16 128**

man hours for our Technical Call Centre per year

**30**

kgf - the push force of our D10 sliding gate motor

**320**

staff members

**5**

awards won by CENTURION and our products

**200 000**

the number of the decisions a D5-Evo makes per second whilst moving a gate

**100**

the number of automatic time-based functions that our D-Series controllers allow

The first choice for all your access automation needs

**1**

**54**

countries that we export to

**15 700**

m<sup>2</sup> of our SA production facility

**730**

the minimum number of days that batteries will last in the Photocells

**80**

the average number of programmable features on a D-Series controller

the number of users that can be learned into a SupaHelix with GSM receiver

**20 000**



# Centurion Systems: The Story so Far

Centurion Systems turns 28 this year, and we thought it might be fun to take a leisurely stroll down Memory Lane and reflect on some of the crowning achievements and benchmark moments that line the path of our almost three decade-long story.

**1986** A company is born. But not just any company, one that would go on to embody the very essence of the proud Roman warrior from which it borrows its name: that of CENTURION. With their sails to the wind, the journey is begun by Pat and Anne Dickens. Pat's main order of business during these early days is the

sale and service of UPSs, with gate automation being done part-time with another great Roman warrior – Richard Rohman, that is.

**1987** As the old adage states, 'You just can't keep a good man down', and the same proves to be true about a good idea because, in 1987, Centurion Systems starts the manufacture of gate automation, with Richard Rohman joining full-time as Marketing Director. The first gate controller, the CP3-111 is sold with a ground-mounted rotary swing gate operator.

**1988** The first pedestal-mounted rotary swing gate operator – the AUTO MATE – is released.

**1989** The first sliding gate operator – SUPA SLIDA – is released. Pat and Co. Start spreading their wings and prove to the world that they are truly the Automatic Choice by starting to sell to other markets in South Africa.

**1990** A new decade heralds a new premises, with CENTURION renting a 200m<sup>2</sup> factory and 60m<sup>2</sup> office. 1990 also sees the launch of the AUTO MATE's big brother – the MAXI MATE – a rotary swing gate operator for light industrial applications.

**1991** A new addition to the CENTURION family comes in the form of Ian Tingle, who is tasked with

developing the production facility. He is now the Production Director. Not satisfied with just one new addition, CENTURION also introduces the entry level sliding gate operator known as the MINI SLIDA.

**1992** With innovation and technological advancement being the names of the game, Ian 'Roz' Rozowsky – now the R&D Director – joins CENTURION to head up product development. He proves to be invaluable as the first microprocessor-based controller for AC motors – the CP90 – is introduced.

**1993** The very first branch is opened in Pinetown, Kwazulu Natal. The first microprocessor-based controller for DC motors – the CP77 – as well as CENTURION'S very own DC traffic barrier –


the CENTRY – is also released during this particularly fruitful year.

**1994** Like any healthy 8-year old, CENTURION soon grows too big for its confines and we start building our own 800m<sup>2</sup> factory and 400m<sup>2</sup> office in Kya Sands. The cost-effective motor controller for gate operators, known as the CP87, is developed proving that CENTURION has the client's best interests – and bank accounts – at heart.

**1995** 1995 sees CENTURION opening a branch in the Far East (well, Johannesburg's Far East, anyway). This is the year that the Bokke take home the World Cup and Team CENTURION aren't resting on their laurels, either, with the advanced single motor controller for AC motors – the CP91 – being released.

**1996** The sliding gate operator that is still a CENTURION staple even today – the revolutionary D5 – is launched and is the first motor in the world to use a polymer injection-moulded gearbox. Barely a year after opening the Jet Park branch, a third branch is opened in Menlyn, Pretoria.

**1997** We develop our own set of remote controls – the aptly-titled SMART range – which is unique for its self-learning technology, as well as the CP79 generic timer board.



**1998** Safety – specifically when it comes to gate automation – has always been one of CENTURION'S main priorities and we live this philosophy by developing our own infrared safety beams, the i5. We introduce a sliding gate operator for lighter gates, known as the D3.

**1999** Three innovative new products are launched in 1999, namely the CENTOR high-volume automatic traffic barrier, the CENTINEL manual traffic barrier and the SupaSMART multi-user receiver.

**2000** The new millennium – sees CENTURION outgrowing its bounds and this time building a new 1800m<sup>2</sup> factory and 1400m<sup>2</sup> office in North Riding. One of our brilliant engineers develops the CP107 battery-saving module.

**2001** The Lowveld is the site of CENTURION'S latest branch, with the fourth branch being opened in Nelspruit. A plethora of new products see the light during the course of this year, including the SMARTGUARD access control keypad and a brand new range of remote controls – the Classic, SMART2 and

NOVA, the latter of which uses revolutionary code-hopping technology. Centurion Systems receives the coveted SABS Design Institute award for design excellence.

**2002** A unique data logging and time-barring module for keypads and remotes – the ChronoLog – is developed as well as the R3 rotary swing gate operator.

**2003** A further 4500m<sup>2</sup> is added to the North Riding factory and the mighty A10 industrial sliding gate operator, unique for its use of a custom-made inverter to drive a single-phase operator, is released. It remains a favourite for its ability to carry massive loads and work tirelessly without a limited duty cycle.

**2004** A battery backup module DC converter is developed for the A10, keeping it fully operational during those pesky brownouts.

The upgraded rotary swing gate operator for light-industrial applications, the R5, is launched.

**2005** Blending simplicity, style and functionality has been a CENTURION trademark from the very beginning, and nowhere is this more evident than in the POLOphone two-wire intercom system, first unveiled in 2005. The D3 and D5 are upgraded, and a Bootloader Interface Device is added.

**2006** Technology is an ever-changing, ever-evolving field and CENTURION encapsulated this basic truth with the introduction of the SOLO and Lattice proximity access control systems. This was, however, only a fraction of the mammoth achievements yielded in 2006, with another branch opening in Observatory, Cape Town and the release of the CP93 dual AC controller.

**2007** The VECTOR is added to our swing gate motor range. Its revolutionary design earns the DISA prototype excellence award.

**2008** Centurion Systems develops a new controller utilising a user-friendly LCD interface to facilitate easy setup and diagnostics, and upgrades the VECTOR operator. Ergo, the VECTOR2 is born.

**2009** Another busy year for CENTURION with a sixth branch opening in Bloemfontein and new sliding gate operators are released – D5-Evo and D10, which boast onboard LCD interfaces. The SECTOR high-volume traffic barrier with onboard LCD controller and ChronoGuard (a world first) timer technology is released. Even the colossal factory at 148 Epsom drive couldn't contain the constantly-growing CENTURION family for long, and we move to 15700m<sup>2</sup> premises.

**2010** The D2 Turbo, an affordable sliding gate operator for light gates, is launched and CENTURION is named as an IFSEC UK finalist for the D10. Once again, the competition is blown out of the water with the introduction of the G-SWITCH-22 and its associated web interface, G-WEB. A new branch is opened in the windy city, Port Elizabeth.

**2011** Innovation, innovation, innovation sums up 2011 perfectly, with Centurion Systems further raising the bar in the world of access control and gate automation.

The speedy D2 Turbo is launched and summarily becomes a finalist at the IFSEC UK security exposition in Birmingham, England. We also give traffic barriers CLAWS (our own range of barrier spikes), develop a barrier fence – called TRAPEX – for the SECTOR barrier, and answer the prayers of installers with the SMARTGUARDair – a completely wireless keypad. And, finally, we took all the pain out of installing ground loops with our own range of loop detectors.

**2012** Centurion Systems takes automated gate safety to the next level with the introduction of Photon infrared beams. Featuring a wireless transmitter for easy installation and effortless alignment, Photon has become the installer's best friend and has made gate safety achievable and affordable for homeowners.

**2013** We expand our GSM range to include two brand new GSM devices! For the very first time, we introduce low-voltage variants of our popular D2 Turbo and D5-Evo sliding gate motors for the DIY market.

A growing team and increased operational capabilities necessitate the moving of the Nelson Mandela Bay branch to bigger headquarters.

**2014** We are but a few months into the Year of the Horse, and already there is a palpable sense of excitement around the office. The electricity in the air, the twinkle in the eyes of our engineers, it can only mean one thing:

Something big is coming...

Watch. This. Space!

With 28 years of innovation, company growth and more than a few fond memories behind us, we feel rather confident that Centurion Systems will continue to be the Automatic Choice for generations to come!







**CENTURION**

 [facebook.com/CenturionSystems](https://facebook.com/CenturionSystems)

 [YouTube.com/CenturionSystems](https://YouTube.com/CenturionSystems)

 [Twitter@askCenturion](https://Twitter@askCenturion)

Subscribe to our newsletter: [www.CentSys.com/Subscribe](http://www.CentSys.com/Subscribe)

**[www.CentSys.com](http://www.CentSys.com)**

**Centurion Systems (Pty) Ltd South Africa  
+27 11 699 2400**

**Technical Support  
+27 11 699 2481  
from 07h00 to 18h00 (GMT+2)**