

**CENTINEL**  
**Barrier Internal Spring Assembly**

**CENTINEL™**



Visit [www.CentSys.com](http://www.CentSys.com) for the full range of products from Centurion Systems (Pty) Ltd



# SPRING ASSEMBLY




FIGURE 1. CENTINEL BARRIER INTERNAL SPRING ASSEMBLY

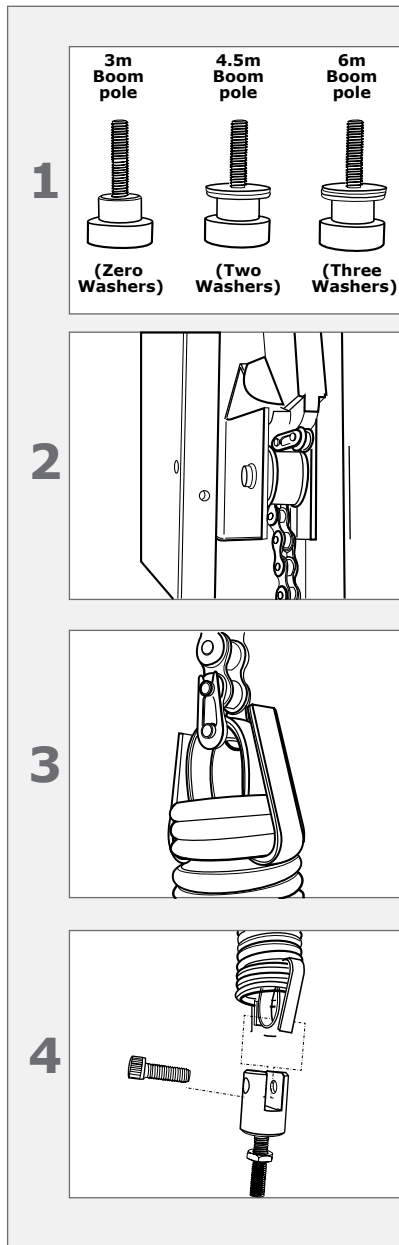


FIGURE 2

## Spring Fitment Guide

Boom pole profile	Pole length	Number of springs required	Spring part number
76.2 x 1.27 Aluminium tube = 0.81kg/m	3m	1 (white)	1094100100
76.2 x 1.27 Aluminium tube = 0.81kg/m	4.5m	1 (red)	1094100200
76.2 x 1.27 Aluminium tube = 0.81kg/m	6m	1 (black)	1094100300
76.2 x 1.8 Aluminium tube = 1kg/m	3k	1 (red)	1094100200
76.2 x 1.8 Aluminium tube = 1kg/m	4.5m	1 (black)	1094100300
76.2 x 1.8 Aluminium tube = 1kg/m	6m	2 <sup>1</sup> (black)	1094100300
80 x 1.5 Aluminum tube = 1kg/m	3m	1 (red)	1094100200
80 x 1.5 Aluminum tube = 1kg/m	4.5m	1 (black)	1094100300
80 x 1.5 Aluminum tube = 1kg/m	6m	2 <sup>1</sup> (black)	1094100300

1. See page 7 for installation procedure

**TABLE 1**

## FITTING THE BOOM POLE

If the boom pole has not been supplied pre-drilled, use the external clamping piece as a template, mark and drill the 10.5 mm holes in the boom pole. In order for the end cap to fit correctly, there must be a clearance equivalent to the thickness (A) of the end cap, between the end of the boom pole and the clamping piece.




FIGURE 3

Fit the internal clamping piece into the boom pole. The stud must fit through the upper hole.




FIGURE 4

Fit the boom pole and internal clamping piece into the external clamp.



**FIGURE 5**

Fit the M10 bolt through the boom pole and clamps.



**FIGURE 6**

Fasten the M10 nuts onto the bolts and tighten. Fit the end cap to the boom pole.



FIGURE 7

Fit the operating handle to the boom using the lower bolt. Fasten the assembly by tightening a second nut onto the bolt.




FIGURE 8

## Fitting a dual spring to a 6m CENTINEL manual boom assembly for poles that weigh $\pm 1\text{kg/m}$

The standard South African round boom pole weighs  $0.8\text{kg/m}$  and does not require the dual spring with the 6m model



FIGURE 9. FITTING A DUAL SPRING



FIGURE 10




FIGURE 11. FITTING A DUAL SPRING

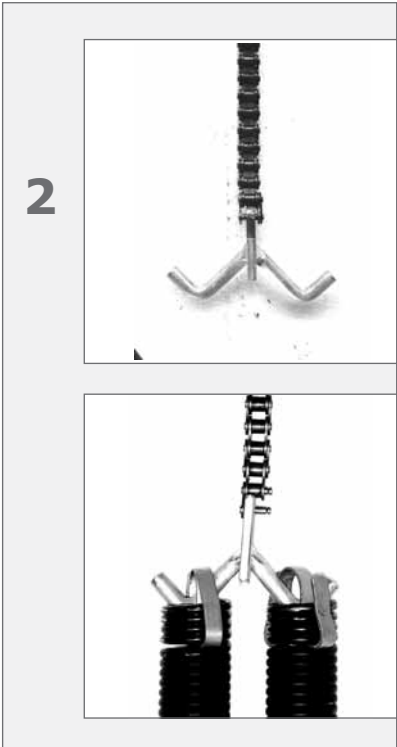


FIGURE 12









Connect with us on:

 [facebook.com/CenturionSystems](https://facebook.com/CenturionSystems)

 [YouTube.com/CenturionSystems](https://YouTube.com/CenturionSystems)

 [@askCentSys](https://askCentSys)

Subscribe to the newsletter: [www.CentSys.com/Subscribe](http://www.CentSys.com/Subscribe)

Call Centurion Systems (Pty) Ltd • South Africa  
Head Office: +27 11 699 2400

Call Technical Support: +27 11 699 2481  
from 07h00 to 18h00 (UTC+2)



0.07.D.0030\_10122014

[www.CentSys.com](http://www.CentSys.com)