



TRAFFIC BARRIER SYSTEMS

Traffic barriers offer a formidable means of controlling vehicular access, and we have gone to great lengths to ensure that Centurion Systems' barriers can handle the heaviest of traffic volumes while simultaneously offering superior security and a myriad of features. We have also developed a range of ancillary items that can be used to up the security ante more when used alongside our traffic barriers.



SECTOR High-volume Industrial Traffic Barrier

Product Code: **Dependent on boom pole length, corrosion protection level and FLUX inclusion**

The SECTOR barrier has been designed to safely and cost-effectively apply high-duty vehicular access control to roadways between three metres and six metres wide. There are three models available.

Models Available

SECTOR 3: Rapid, high-volume barrier, 3 metre boom pole

SECTOR 4.5: High-volume barrier, 4.5 metre boom pole

SECTOR 6: High-volume barrier, 6 metre boom pole

In addition to the different boom pole lengths available, the SECTOR's housing is also available in three grades of steel with varying degrees of corrosion protection. Refer to the specification table.

Main Features

Mechanical Features

- Battery backup
- High-volume capability – up to 3000 operations per day for high-volume applications
- Very robust housings with varying degrees of corrosion protection for inland, coastal and marine environments
- Easy boom pole adjustment

Electrical Features

- LCD user interface for simple setup
- Diagnostic screens for easy maintenance
- Smooth, intelligent speed control – set the pace for raising and lowering according to individual site requirements

- Rapid boom pole raise (3 metre version < 1.2 seconds) can be slowed down if required
- Integrated ChronoGuard timer technology (a world first) – wide range of Time-barring and Auto-activation features
- Barrier Raise and Lower inputs
- Memory and non-memory barrier activation
- Full configuration of barrier operating parameters including independent pole raise and lowering speeds, ramp-up and ramp-down angles
- Automatic lowering
- Multiple Operating Profiles to suit region – select between ZA, CE and UL325

Electrical Features (continued)

- Onboard multichannel CENTURION code-hopping receiver with the ability to:
 - Learn transmitter buttons to specific functions (e.g. Barrier Raise, Barrier Lower, etc.)
 - Selectively delete specific transmitters that have been lost or stolen
 - Automatically learn transmitters into the system (Autolearn)
 - Automatically delete transmitters that are no longer in use (Delete-Not-Present)
- Multichannel controller with integrated ChronoGuard timer technology (a world first)

- Free-exit facility using an inductive loop detector or infrared beams
- Remote boom pole status indicator (Pole Position, Power Failure, Low Battery, Multiple Collision Detection and Security Light Status indication)
- Courtesy/Pillar Light Timer with adjustable duration
- Fully configurable Pre-delays with Multi-modal Pre-flash
- Safety/Closing Beam input with beam functional test
- Lock/Emergency Stop input
- Ticket Vend Interlock which enables connectivity to a ticket vending machine



SECTOR™



Technical Specifications

Technical Data	SECTOR 3	SECTOR 4.5	SECTOR 6
Input voltage ¹	90V - 240V AC +/-10% @ 50Hz		
Motor voltage	12V DC		
Motor power supply	Battery-driven (standard capacity - 7Ah ³)		
Battery charger	CP84SM - 2A @ 13.8V		
Current consumption (mains)	170mA		
Boom pole length	3.0m	4.5m	6.0m
Boom pole raise time (adjustable) ²	1.2 - 4.5 sec	2.6 - 9.2 sec	2.6 - 9.2 sec
Manual override	Allen key operated from outside unit		
Maximum numbers of operations per day	3000		
Duty cycle - mains present ^{4, 5}	80%		
Operations in standby with 7Ah battery ⁶			
Half day ⁷	3000*		
Full day ⁷	3000*		
Collision sensing	Electronic		
Operating temperature range	-15°C to +65°C		
Onboard receiver type	CENTURION code-hopping; multichannel		
Receiver code storage capacity	500 transmitter buttons		
Receiver frequency	433MHz		

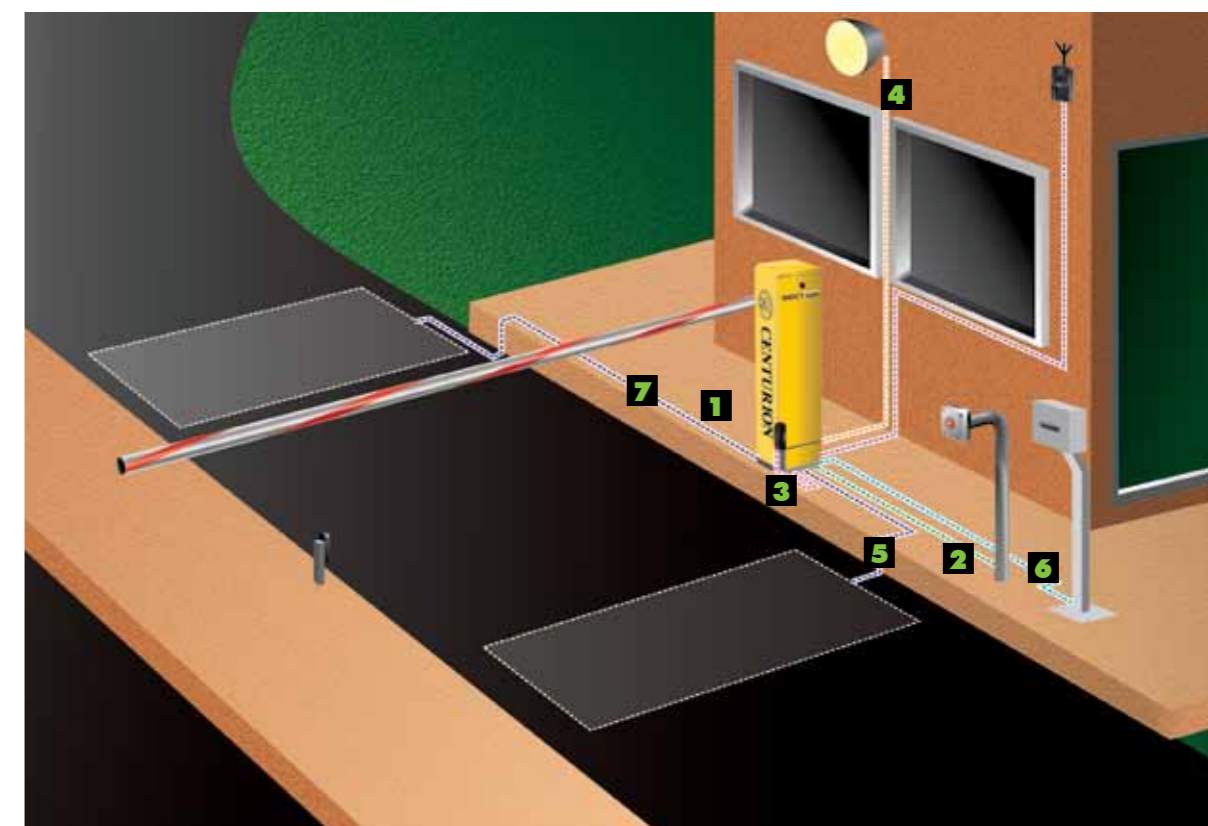
1. Can operate off a solar supply, consult Centurion Systems for assistance
2. Boom pole raise and close times are both individually configurable to suit individual installation requirements
3. Can increase battery capacity for longer standby times
4. Based on 25°C ambient temperature and unit not in direct sunlight
5. Based on an output torque of less than 50% of rated.
6. Based on basic operator excluding closing loop detector
7. Limited by maximum daily usage

Barrier Housing Specification

Application	Inland areas	Coastal plains - no airborne salt	Marine areas
Main housing surface protection	Zinc-passivated mild steel with epoxy coating	Grade 430 stainless steel with epoxy coating	Grade 316 brushed stainless steel
Base frame surface protection	Mild steel, hot dip galvanised	Mild steel, hot dip galvanised	Grade 316 brushed stainless steel
Housing construction	Sheet metal housing with 1.6mm wall thickness; separate fabricated base frame with 3mm wall thickness to raise housing above ground		
Housing colour	Traffic yellow		
Degree of protection	IP55		

Boom Pole Specification

Material and profile	Aluminium, round profile with plastic end cap
Dimensions	Outside diameter: 76.2mm Wall thickness: 1.27mm
Surface protection, colour and markings	White epoxy-coated with red reflective tape



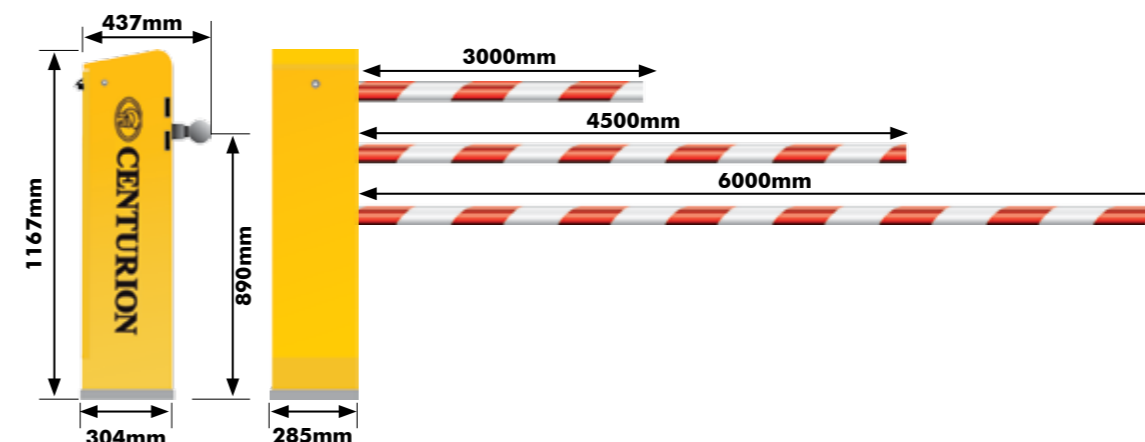
Cabling Requirements

1. 220V - 240V AC mains cable (3 core LNE 1.5mm² ¹ SWA)

Optional Wiring (all cable is multi-stranded):

2. Pushbutton control (2 core 0.5mm² multi-stranded)
3. Infrared Safety Beams (3 core 0.5mm² multi-stranded)
4. Optional Pillar Lights (3 core LNE SWA ¹, size according to power requirements)
5. Inductive Loop Detector for closing or safety (1 core 0.5mm² multi-stranded silicone-coated)
6. Access control device (2 core 0.5mm² multi-stranded ²)

1. Type of cable must adhere to municipal bylaws but typically SWA (steel wire armoured) cable is recommended. The armouring provides excellent screening, which gives better protection against lightning - earth one end of the screening
2. Number of cores and type of cable could vary depending on brand of access control system being used



CENTINEL Manual Traffic Barrier

Product Code: CENTINEL 3: **BM3**; CENTINEL 4.5: **BM4**; CENTINEL 6: **BM6**

The CENTINEL is a traffic barrier designed for manual operation, and utilises an internal counterbalance spring for ease of use. In addition, the unit comprises an operating lever which is designed for easy and comfortable handling of the pole as well as a thumbwheel to secure the pole in the horizontal and vertical positions.

Models Available

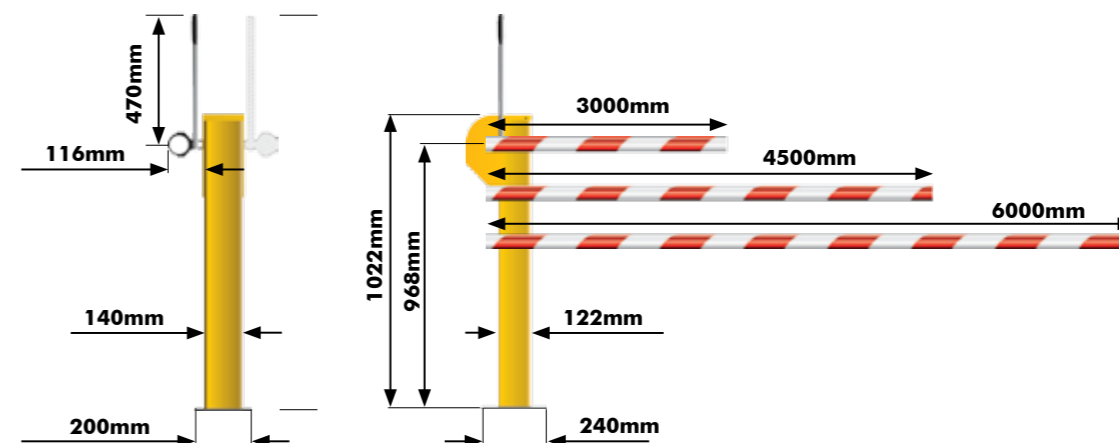
- CENTINEL 3:** Manual barrier, 3 metre boom pole
- CENTINEL 4.5:** Manual barrier, 4.5 metre boom pole
- CENTINEL 6:** Manual barrier, 6 metre boom pole

Main Features

- Internal spring counterbalance allows for effortless raising or lowering of the boom pole
- Professional, compact appearance
- Attractive slimline construction
- Convenient actuating handle for raising boom pole
- Thumbwheel to secure pole in raised or lowered position

Technical Specifications

Technical Data	CENTINEL 3	CENTINEL 4.5	CENTINEL 6
Boom pole length	3.0m	4.5m	6.0m
Counterbalance spring	Internal		
Housing specification	Epoxy-coated mild steel or Grade 3CR12 stainless steel – traffic yellow		
Barrier pole specification	Aluminium round profile, epoxy-coated white with red reflective tape		



CLAWS

Roadway Spikes For High-Volume Access Control

Various kit combinations available – refer to Price List

CLAWS barrier spikes are designed to enhance the security at high-volume entry and exit points. They provide a formidable deterrent to would-be criminals and due to their robust construction they are very difficult to defeat.

Models Available

- Surface-mount - Direct Drive:** For installations that are mounted above the road surface. Uses the SECTOR's drive mechanism to drive the CLAWS
- Surface-mount - Indirect Drive:** For installations that are mounted above the road surface. Uses its own drive mechanism and controller, synchronised with the SECTOR's controller
- Flush-mount - Direct Drive:** For installations that need to be flush with the roadway. Uses the SECTOR's drive mechanism to drive the CLAWS
- Flush-mount - Indirect Drive:** For installations that need to be flush with the roadway. Uses its own drive mechanism and controller, synchronised with the SECTOR's controller

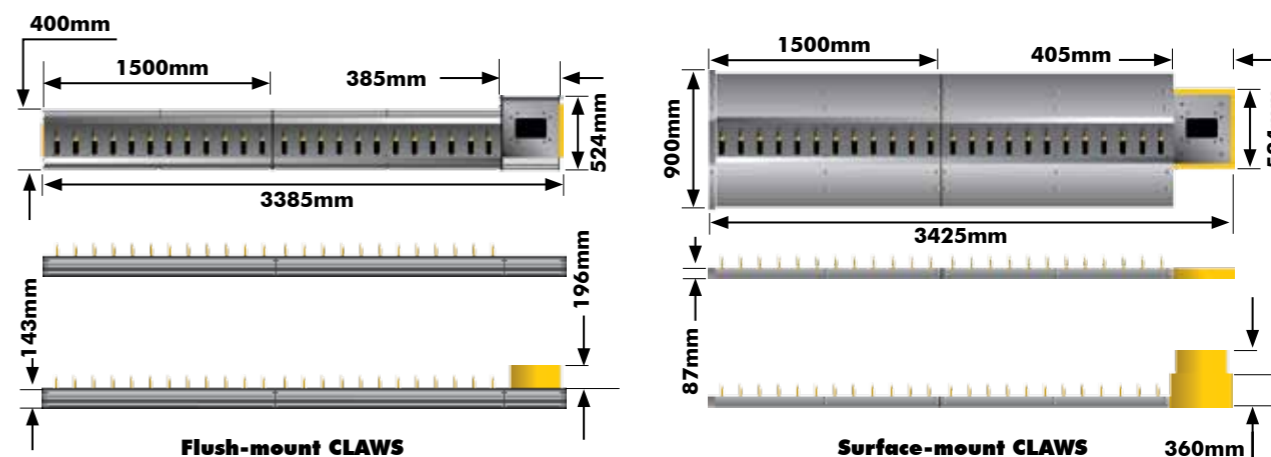
Main Features

- Reliable battery backup – continued operation even during power failures
- High-torque DC motor for long-term reliability
- Selectable High-security or Safe Modes
- Independent Drive model has its own drive mechanism and controller which synchronises with the SECTOR controller
- Direct Drive model utilises the SECTOR's drive mechanism
- Flush-mount and surface-mount options available
- Modular construction – flexible and easy to transport
- Modular units allow for ex-stock delivery
- Traffic light systems are easily interfaced

Technical Specifications

Technical Data	Direct Drive	Independent Drive
Input voltage ¹	NA	12V DC
Motor voltage	NA	12V DC
Spike modules – available lengths to make up total length of spike system required	1m and 1.5m	
Spike Raise/Lower time	As per co-installed SECTOR	1.2 sec
Daily operations – maximum	50% of co-installed SECTOR	As per co-installed SECTOR
Duty cycle – mains present	50% of co-installed SECTOR	As per co-installed SECTOR
Anti-corrosion specification	Hot-dip galvanised mild steel	
Spike material specification	85mm mild steel, electroplated and powder-coated	

¹ Requires external battery, charger and weatherproof controller housing if unit is installed as a standalone device



TRAPEX Barrier Fence

Product Code: **BFENCE30V1/45V1**

A robust and effective fence-type barrier designed to prevent pedestrians from circumventing the SECTOR vehicle access control system. TRAPEX is quick and easy to install, can be fitted to almost any traffic barrier system and is constructed from all-weather material, ensuring a long, good-looking lifespan.

Main Features

- Clever design and tough construction prevents fence from being pushed aside
- Intelligent, modular design for ease of transportation and installation
- Semi-assembled modules with comprehensive installation kit
- All-weather materials ensure long lifespan

Technical Specifications

Existing Installation

Boom Pole Length	Requirement
3 metres	The counterbalance spring in the 3m SECTOR barrier must be upgraded to that of a 4.5m unit - (Ref: 1187M01050A) The running speed of the SECTOR operator must be reduced to correspond to that of a 4.5m barrier (Raise/Lower time must be changed from 1.2 to 3 seconds)
4.5 metres	The counterbalance spring in the 4.5m SECTOR barrier must be upgraded to that of a 6m unit - (Ref: 1187M010500)
6 metres	It is not possible to fit the TRAPEX to a 6m SECTOR barrier

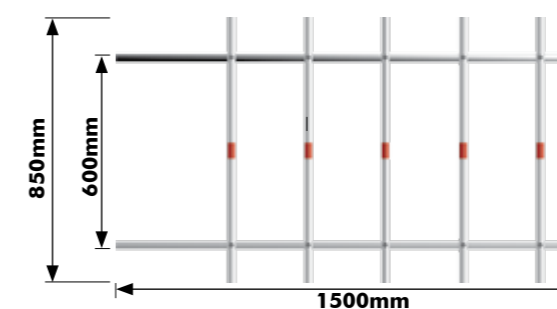
New Installation

Boom Pole Length	Requirement
3 metres	A 4.5m SECTOR barrier must be ordered for this application, along with a 3m boom pole and 2 x 1.5m modules of the TRAPEX barrier fence
4.5 metres	A 6m SECTOR barrier must be ordered for this application, along with a 4.5m boom pole and 3 x 1.5m modules of the TRAPEX barrier fence
6 metres	It is not possible to fit the TRAPEX to a 6m SECTOR barrier

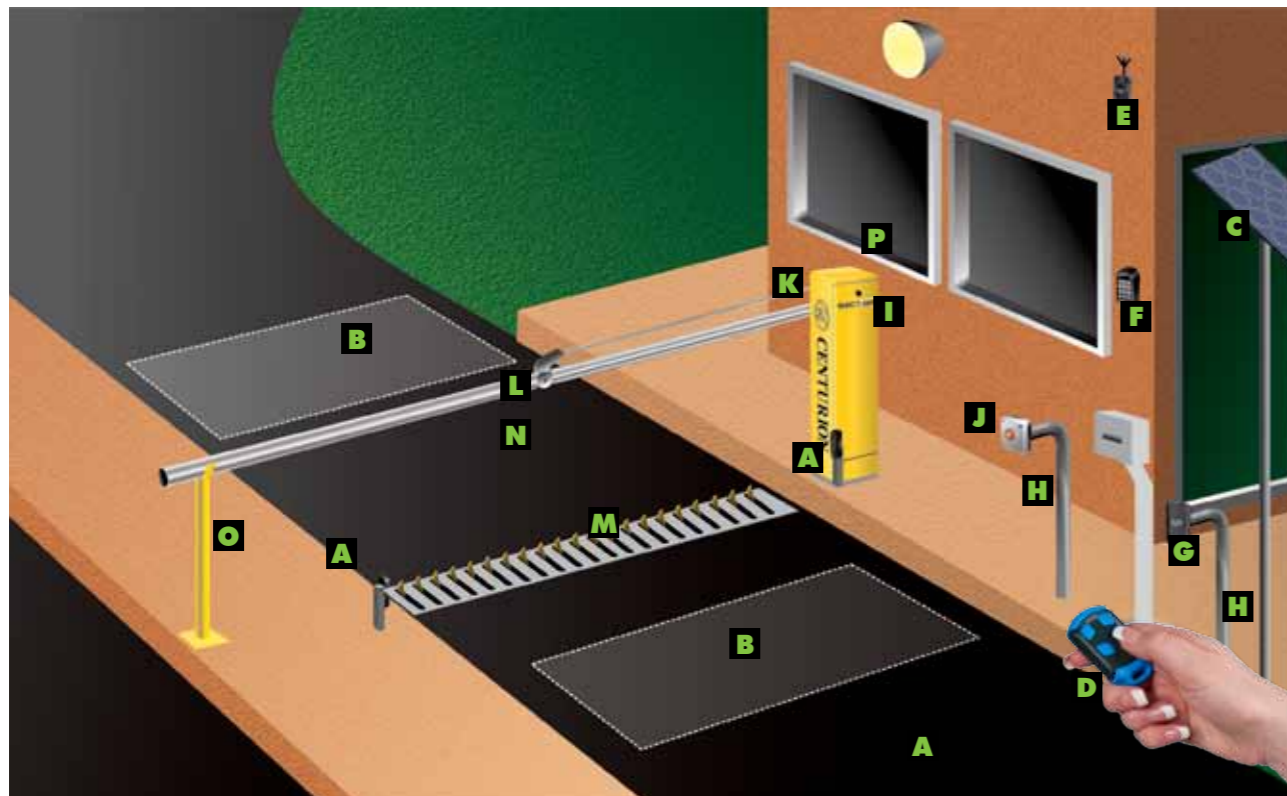
Dimensions and materials

Modular sections length	1.5m, pre-assembled
Vertical members	6 per 1.5m length with 250mm spacing
Vertical member length below barrier boom pole	692mm
TRAPEX fence members	19mm aluminium round tube
Weight	1.3kg/m
	1.5m Module weighs 2kg
Aluminium flatbar section	25mm x 25mm
Rivets used to fit the aluminium flatbar	5mm

TRAPEXTM
Barrier fence



Traffic Barrier Accessories



G. SOLO/Lattice Proximity Access Control

Product Code: **SOLO0001V1 / LATC0003V1**



Proximity reader for allowing access for both pedestrians and vehicles.

H. Gooseneck

Product Code: **XGSN-60000 or XSGN-6GLV0**



Steel pole for mounting intercom gate station or access control.

I. Backup Memory Module

Product Code: **PCA12201V1.0**



Back up all the transmitters and operating details set up in the controller.

J. Manual Pushbutton

Product Code: **PBLOV50001/ PBLOVD0001/ PBLOVT0001**



Industrial-rated switch, typically to allow a guard to manually activate the barrier.

K. Breakaway Coupling

Product Code: **1309MASY0100**



Allows the boom pole to hinge away from the barrier if it is accidentally knocked, reducing the chance of being damaged.

L. SECTOR Jack-knife Assembly

Product Code: **SEJACK55**



The SECTOR Jack-knife Assembly (fabricated from Grade 304 stainless steel) allows the boom pole to be installed in areas with limited headroom, such as basements. It folds the barrier pole, decreasing the required height in which the SECTOR barrier operates.

A. CENTURION Infrared Beams

Product Code: Photon wireless beams: **PHOTON1V1**; i5 wired beams: **ISV3**



Always recommended on any gate automation installation to increase the safety of the automated system.

B. FLUX 11 Loop Detector

Product Code: **FLUX1100V1**



Allows free-exit of vehicles from the property (requires ground loop to be fitted).

C. Solar Supply

Product Code: **ESOLAR20WA/ESOLAR40WA**



Alternative means of powering the system.

D. CENTURION Transmitter

Product Code: One-button: **TX1NV2433**; Two-button: **TX2NV433**; Three-button: **TX3NV2433**; Four-button: **TX4NV2433**



Incorporates ultra-secure code-hopping technology. Available in one-, two-, three- and four-button variants.

E. G-SWITCH-22 GSM Device

Product Code: **GSWITCH0V3**



GSM-based device for remote monitoring and control.

F. SMARTGUARD or SMARTGUARDair Keypad

Product Code: **SK/TBLK, SK/AIRBLK**



Cost-effective and versatile wired or wireless keypad, allowing access for pedestrians.

M. CLAWS

Product Code: **Various models available, please consult the price list**



Add real security with seamless integration to our SECTOR - available in Flush- or Surface-mounted models.

N. TRAPEX

Product Code: **BFENCEM02, BFENCE1550**



A traffic barrier pedestrian fence that stops people from circumventing the SECTOR access control point.

O. Catchpost

Product Code: **1149001A5Y**



CENTURION's Catchpost provides additional support for particularly long boom poles, such as the six metre pole on a SECTOR or CENTINEL barrier, when lowered. It also incorporates a convenient flap for locking the pole.

P. Midi Traffic Light

Product Code: Light: **1148TLK0V1**; Mounting Pole: **1148TLP0V1**



The Midi Traffic Light is an effective vehicular access control ancillary solution that enables the user to visually indicate when it is safe for a vehicle to proceed into or out of an access controlled area. This device makes an excellent accompaniment to the CLAWS roadway spikes system.



Traffic Barrier and Accessories Kits

SECTOR Barrier Kit

Product Code: Dependent on boom pole length, corrosion protection level and FLUX inclusion

- 1 x SECTOR barrier **1**
- 1 x Controller **A**
- 1 x 2A Switch Mode charger **B**
- 1 x Boom Pole 3m / 4.5m / 6m **C**
- 1 x 7Ah battery **D**
- 1 x Counterbalance Spring **E**
- 1 x FLUX11 **H**

CLAWS Independent Drive Flush-mount Kit

Product Code: **SPIKEDF0V1**

- 1 x Independent Flush-mount Drive mechanism **3**
- 1 x Controller **A**
- Flush-mount Spike Modules (Available in 1m and 1.5m lengths) **F**

CLAWS Direct Drive Flush-mount Kit

Product Code: **SPIKEDF1V1**

- 1 x Direct Drive Flush-mount Mechanism **3**
- 1 x Flush-mount Spike Modules **F**

CENTINEL Manual Barrier Kit

Product Code: Dependent on boom pole length and corrosion protection level

- 1 x CENTINEL barrier **2**
- 1 x Boom Pole 3m / 4.5m / 6m **C**
- 1 x Counterbalance Spring **E**

CLAWS Independent Drive Surface-mount Kit

Product Code: **SPIKEDS0V1**

- 1 x Independent Surface-mount Drive mechanism **2**
- 1 x Surface-mount Spike Modules **G**

CLAWS Direct Drive Surface-mount Kit

Product Code: **SPIKEDS1V1**

- 1 x Direct Drive Surface-mount Mechanism **2**
- 1 x Surface-mount Spike Modules **G**



1
SECTOR Barrier



2
CENTINEL Manual Barrier



3
CLAWS Surface- and Flush-mount spikes



A
SECTOR Controller



B
2A Switch Mode Charger



C
3m/4.5m/6m Boom Pole



D
7Ah Battery



E
CENTINEL Counterbalance Spring



F
Flush-mount CLAWS Module 1m and 1.5m Module



G
Surface-mount CLAWS Module



H
FLUX 11 Loop Detector

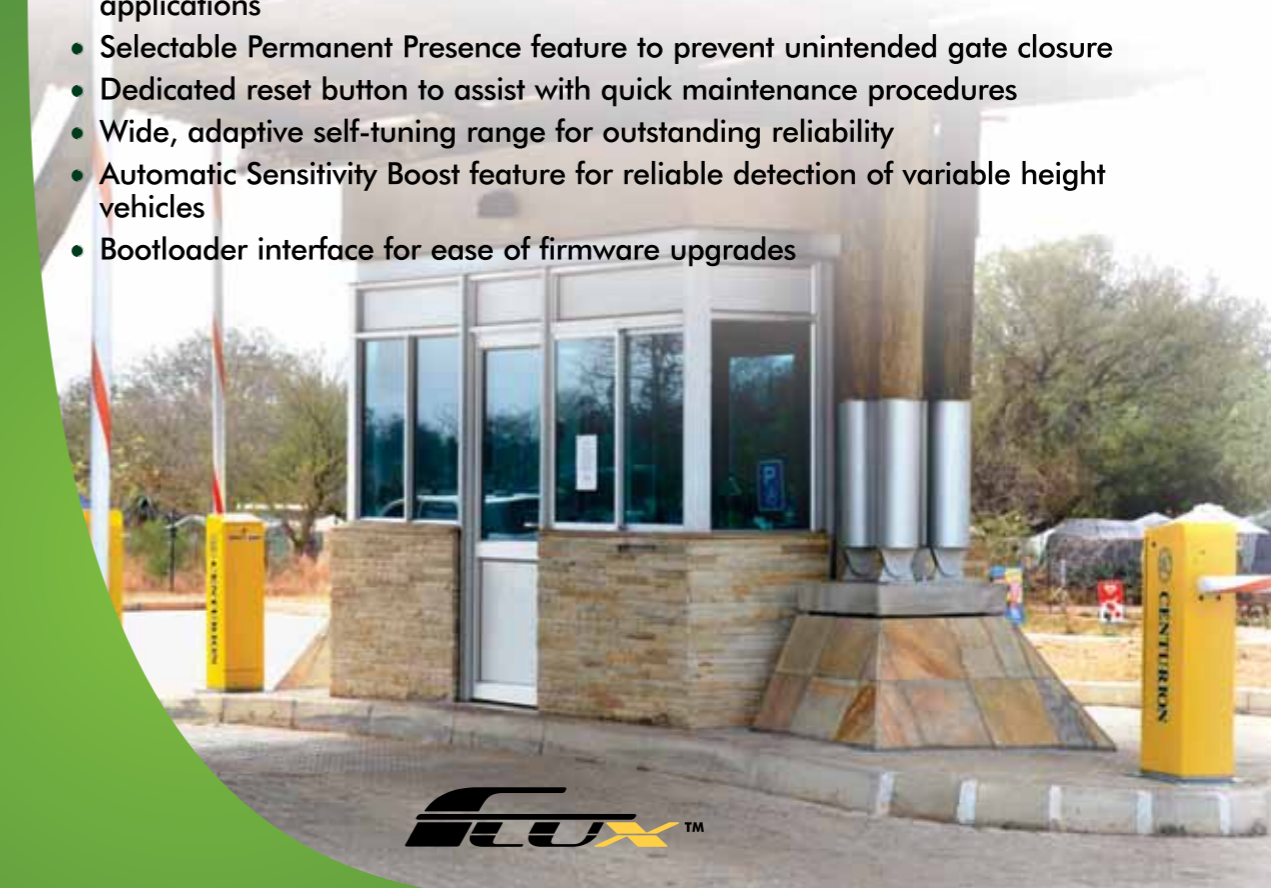


Plug and play vehicle detection

The FLUX 11 is CENTURION's highly sensitive loop detector, and it offers complete mastery over ground loops.

Not only will you save time and money thanks to the user-friendly interface, but you'll have a vehicle access system that starts out working and stays that way!

- Two models available: 12V - 24V DC and 220V - 240V AC
- Standardised 11-pin connector allows for FLUX 11 to be incorporated into existing 11-pin base
- Very fast detection speed for quick response times
- Excellent immunity to external interference for improved reliability
- Audible and visual diagnostics for ease of setup and maintenance
- Incorporates Presence and Pulsed outputs to suit a wide range of vehicle access applications
- Selectable Permanent Presence feature to prevent unintended gate closure
- Dedicated reset button to assist with quick maintenance procedures
- Wide, adaptive self-tuning range for outstanding reliability
- Automatic Sensitivity Boost feature for reliable detection of variable height vehicles
- Bootloader interface for ease of firmware upgrades



Call 0860 236 887
 Technical support line: 0861 003 123 (Monday - Friday: 07h00 - 18h00)
www.CentSys.com

www.CentSys.com