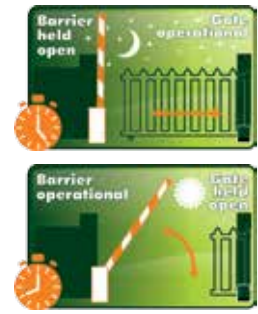


CHRONOGUARD TIMER TECHNOLOGY (a world first)

The **SECTOR II** is so advanced it takes access control at the traffic barrier entrance to the next level.

With CENTURION's ChronoGuard timer technology onboard, any of the **SECTOR II**'s inputs that activate the barrier can be set to operate automatically or be time-barred at any time you choose. Its built-in Real Time Clock and Calendar timer allows you to set up different exclusions, which can cater for public holidays, special Time-periods, etc.

Once you've set up the **SECTOR II**'s ChronoGuard using the intuitive LCD screen on the controller, you'll start feeling particularly redundant. For instance:



Very often, traffic barriers are used in conjunction with motorised gates at the entrances to business parks, housing estates, etc. The traffic barrier controls access during the day when traffic volumes are high, while the gate is used at night when greater security is required. ChronoGuard can now be used to automatically switch operation from the **SECTOR II** to the gate motor as and when required. Security has never been this convenient.



To increase security and control traffic flow you can automatically shut down certain traffic lanes controlled by the **SECTOR II** at quieter times of the day, or over weekends and on holidays.



ChronoGuard gives you the ability to time-bar transmitters that have been learned into the system. This gives you the flexibility to control when your barrier can be opened by specific transmitter holders. For example, staff may be given access to the office park during the week, but on weekends you may wish to limit their access to the property.

ChronoGuard technology allows for almost unlimited time-based functionality, all of which is very simply set up on the controller via the intuitive menu system and LCD user interface. The following functionality is available:

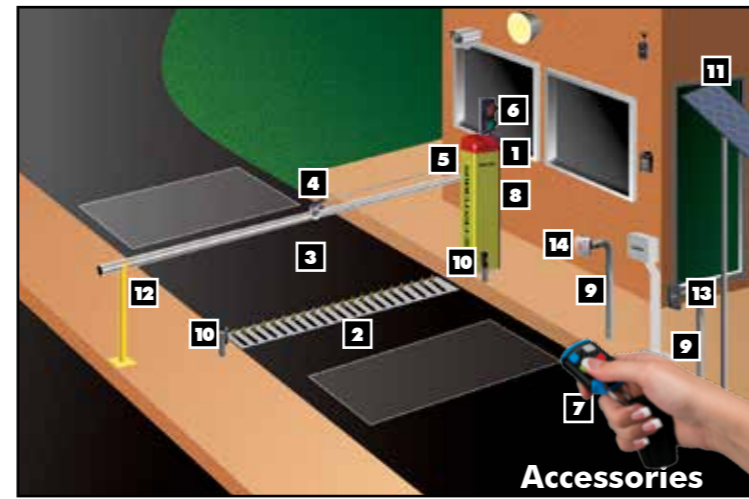
- Time-activate many of the physical inputs and outputs of the controller (see table below)
- Time-bar many of the physical inputs and outputs of the controller, as well as particular remote buttons learned into the onboard receiver (see table below)
- The Real Time Clock and Calendar timer has the following flexibility:
 - It supports 100 Time-periods, that may be set according to:
 - Weekdays (M + T + W + T + F)
 - Weekends (S + S)
 - Special calendar events (family holiday, etc.) occurring on any date until the year 2100
 - Annual calendar events (New Year's Day, etc.)
 - Allows for multiple Time-periods to be set during a 24-hour period
- The Real Time Clock and Calendar timer is backed up for at least one hour to maintain the current time and date in the event that all power is removed from the controller

	Physical inputs					Physical outputs		
	MI: Memory input	NMI: Non-memory input	Raise: Barrier raise	Lower: Barrier lower	Lck/Stp: Holiday Lockout	ILP: Inductive loop detector	Aux IO: Auxiliary output	Aux IO: Auxiliary input/output
Time-activate	X	X	✓	✓	✓	✓	✓	✓
Time-bar	Phys ✓	Phys ✓	Phys ✓	Phys ✓	Phys ✓	Phys ✓	Phys ✓	Phys ✓

Phys - Physical connection to an external device, eg. Inductive Loop Detector, SMARTGUARD keypad, etc

Interfaces with onboard CENTURION code-hopping receiver

Aux IO - open collector output that can be used to drive an external relay for operating any external device, eg. water feature, security lights, etc.




Accessories




1 FLUX 12-24V DC

Required to enable the free-exit facility or the closing/safety loop facility - ground loop to be fitted



2 CLAWS

Add real security with seamless integration to our **SECTOR II**. Four different configurations available



3 TRAPEX

A traffic barrier pedestrian fence that stops people from circumventing the **SECTOR II** access control point



Jack-knife assembly
Accommodates applications with limited headroom



Breakaway Coupling
Pole hinges away from barrier if accidentally knocked reducing the chance of it being damaged



MIDI Traffic Light
Visually indicate when it is safe for a vehicle to proceed into or out of an access controlled area



CENTURION transmitters
Available in one-, two-, three- and four-button variants. Incorporates code-hopping encryption



Backup Memory Module
Back up all the transmitters and operating details set up in the controller



Gooseneck
Steel pole for mounting intercom gate station or access control reader



CENTURION Infrared beams
Always recommended on any gate automation installation



Solar supply
Alternative means of powering the system - consult your CENTURION dealer



SOLO/Lattice Proximity Access Control System
Proximity reader allowing for access to both pedestrians and vehicles, while offering a higher level of security than a keypad



Manual pushbutton
Industrially-rated switch, typically for a guard to manually activate the barrier



Catchpost
Allows locking the boom pole in the lowered position - recommended with 6m boom poles to support pole tip and prevent drooping due to flexure in the pole



SOLO/Lattice Proximity Access Control System
Proximity reader allowing for access to both pedestrians and vehicles, while offering a higher level of security than a keypad



Manual pushbutton
Industrially-rated switch, typically for a guard to manually activate the barrier



Catchpost
Allows locking the boom pole in the lowered position - recommended with 6m boom poles to support pole tip and prevent drooping due to flexure in the pole

TECHNICAL SPECIFICATIONS

	SECTORII 1	SECTORII 2	SECTORII 3
Input voltage	90V - 240V AC ± 10%, 50Hz ¹		
Motor voltage	12V DC		
Motor power supply	Battery-driven (standard capacity - 7Ah) ²		
Battery charger	CPB4SM - 1.8A @ 13.8V		
Current consumption (mains)	170mA		
Boom pole length	3.0m	4.5m	6.0m
Boom pole raise time (adjustable) ³	1.2 sec	3 sec	3 sec
Manual override	Allan key operated from outside unit		
Maximum number of operations per day	3000		
Duty cycle - mains present ^{4, 5}	80%		
Operations in standby with 7Ah battery ⁶	3000		
Half day ⁷	3000		
Full day ⁷	3000		
Collision sensing	Electronic		
Operating temperature range	-15°C to +65°C		
Onboard receiver type	Centurion code-hopping multichannel		
Receiver code storage capacity	500 transmitter buttons		
Receiver frequency	433MHz		

1. Can operate off a solar supply, consult your local CENTURION dealer for assistance
2. Can increase battery capacity for longer standby times
3. Boom pole raise and lower times are both individually configurable to suit individual installation requirements
4. Based on 25°C ambient temperature and unit not in direct sunlight
5. Based on an output torque of less than 50% of rated
6. Based on basic operator excluding closing loop detector
7. Limited by daily usage

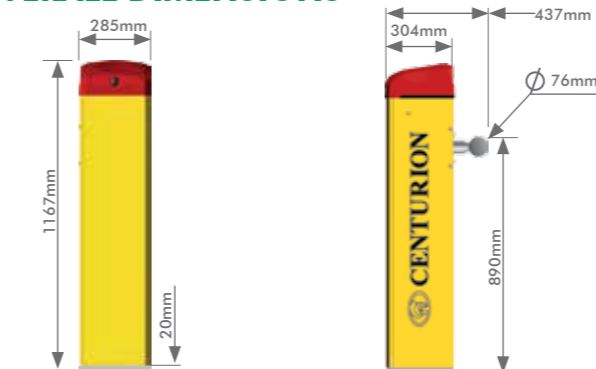
Barrier housing specifications

	SECTORII Standard	SECTORII Grade 430	SECTORII Grade 316
Application	Inland areas	Coastal plains	Marine areas
Main housing surface protection	Pre-galvanised plate with epoxy coating	Grade 430 stainless steel with epoxy coating	Grade 316 brushed stainless steel
Base frame surface protection	Mild steel, hot dip galvanised	Grade 430 stainless steel	Grade 316 stainless steel
Housing construction	Sheet metal housing, 1.6mm wall thickness with separate fabricated base frame to raise housing off ground		
Colour	Red electronic cover with traffic yellow (Other options are available on request)		
Housing protection rating	IP 55		

Boom pole specifications

Material and profile	Aluminium, round profile with plastic end cap
Dimensions	Outside diameter: 76.2mm; Wall thickness: 1.27mm
Weight	800g/metre
Surface protection, colour and markings	Epoxy-coated white with red reflective tape


OVERALL DIMENSIONS



SECTORII

HIGH-VOLUME INDUSTRIAL TRAFFIC BARRIERS

Precision engineering, impressive speed
best performance



TRAFFIC BARRIERS



SECTOR II

Introducing the heir to the throne of high-volume vehicular access control. With an updated look that perfectly matches its superior performance, an optimised design for the ultimate in ease of installation and boasting the awe-inspiring speed that made its predecessor king of the access control jungle, the **SECTOR II** is the embodiment of automation evolution.

Speed. Performance. Intelligence. The **SECTOR II** is the benchmark against which all others are measured.

The **SECTOR II** is available in three stylish and modern colour configurations to suit your aesthetic requirements. Enquire at your local CENTURION agent.



Yellow



White



Metallic Silver¹

1. A price premium applies for the metallic finish.

MAIN FEATURES



Rapid opening

Lots of vehicles coming in and out? You need something that goes up and down. Fast! The **SECTOR II** is ideal for high-volume applications and puts a manically ticking metronome to shame – raising a three metre pole in under 1.2 seconds and lowering it just as quickly.



Battery backup

With our 12V battery-driven motor, your security is never compromised. The **SECTOR II** will continue to stay on, even when the power is off – beating up and down 3000 times during a 24 hour power failure before it needs a recharge. If you're expecting no power for a while, the built-in mains failure detection can be set to keep the barrier raised under power failure conditions.



High-torque boom pole operation

The **SECTOR II**'s DC motor and reduction gearbox generate enough torque to make sure that your boom goes up and down for ever and ever. Come sunshine, rain or howling winds, you'll always be able to get in and out.



Safe sensitivity for boom pole lowering

Your boom won't go BOOM on the roof of a visitor's car. The **SECTOR II** will detect any obstruction, so you're safe – and won't have to fill out any of those pesky insurance forms.



Robust, durable and slimline operator casing

Our slim **SECTOR II** looks particularly fetching – and epoxy-coating, in a highly visible 'traffic yellow', keeps it safe from drivers with terrible eyesight while improved torsional rigidity makes the **SECTOR II** even stronger in windy conditions.

Available with different levels of corrosion protection for inland, coastal plains, and marine environments¹. The mild steel model positively shrugs off the elements thanks to its tough pre-galvanised enclosure.

1. Refer to barrier housing specifications on the back page.



Easy access to electronics

It's so easy and comfortable to set up the **SECTOR II**'s many advanced features thanks to the clever, ergonomic design of the housing, with the electronic assembly at the top of the operator at the perfect working height.



When size matters

Whether closing off an entrance from as narrow as three metres to as wide as six metres, there is a **SECTOR II** model to suit. Fit the optional jack-knife and your **SECTOR II** can even be fitted in areas with limited headroom.



Improved cable routing and securing for the neatest installation

Every aspect of the **SECTOR II** has been designed to streamline installation and ensure that your access control system not only works hard, but looks good, too. Tie strap sockets have been provided on both the cabinet and the electronics tray, with cable routing down the front flange of the cabinet, resulting in an installation that's as neat and tidy as an officer in uniform.



Comprehensive input and output

With our intuitive, user-friendly LCD interface, setting up the **SECTOR II** is not just simple – it's child's play. Set the **SECTOR II** to handle any vehicle access control application with the touch of a button. To make things even easier, our state-of-the-art motor controller not only ensures smooth and reliable operation, it allows you to set your boom's opening and closing speed to your liking.



Onboard loop detector support

If you'd like to fit an additional loop, simply clip a CENTURION standalone loop detector into the convenient custom bracket or connect the loops and you're good to go!



Operate wirelessly, thanks to CENTURION²

Besides its code-hopping technology offering the highest level remote control security, CENTURION onboard receiver is both multichannel and multi-user, allowing a multi-button remote to operate any combination of the system inputs, such as Barrier Raise, Barrier Lower, etc.

It stores up to 500 transmitter buttons, and amongst other access control features, it provides the ability to selectively add and delete transmitter buttons saved into its memory.

2. CENTURION code-hopping

SECTOR II CONTROLLER FEATURES

Hardware features

- Fully-sealed plastic housing for controller to prevent ingress of dirt and insects
- Easy setup of controller using LCD user interface
- Removable connectors on controller for easy maintenance
- Watchdog IC ensures full and safe operation of controller
- Optional Backup Memory Module allows backing up of all the information that has been set up in the system
- The **SECTOR II** is available in three stylish and modern colour configurations to suit your aesthetic requirements. Enquire at your local CENTURION agent
- Adjustable and removable controller mounting tray for easy wiring and commissioning

Electronic features

- Barrier raise and lower inputs
- Memory and non-memory barrier activation
- Onboard multichannel CENTURION code-hopping receiver with the ability to:
 - Learn transmitter buttons to specific functions (e.g. Barrier Raise, Barrier Lower, etc.)
 - Selectively delete specific transmitters that have been lost or stolen

1. Inductive loop detector or infrared beams must be fitted

2. Remote LED must be fitted

3. An external pillar light must be connected to enable this feature

4. An external light must be connected to enable this feature

- Automatically learn transmitters (Autolearn) and automatically delete transmitters that are no longer in use (Delete-Not-Present)
- Full configuration of barrier operating parameters including independent pole raise and lowering speeds, ramp-up and ramp-down angles
- Full configuration of barrier operating parameters including independent pole raise and lowering speeds, ramp-up and ramp-down angles
- Automatic closing
- Multiple Operating Profiles to suit region – select between ZA, CE, etc.
- Multichannel controller with integrated ChronoGuard timer technology (a world first)
- Free-exit facility¹
- Remote boom pole status indicator² (pole position, power failure, low battery, multiple collision detection and security light status indication)
- Courtesy / Pillar Light Timer with adjustable duration³
- Fully configurable pre-delays with multi-modal pre-flash⁴
- Safety / Closing beam input with beam functional test⁵
- Lock / Emergency stop input⁶
- Ticket Vend Interlock⁷.

5. Infrared safety beams or equivalent detection device must be fitted

6. To use this feature, a normally closed emergency stop pushbutton must be fitted

7. This feature enables connectivity to a ticket vending machine

