



ACCESSORIES



CENTURION Infrared beams
Always recommended on any gate automation installation



SMARTGUARD or SMARTGUARDair keypad
Cost-effective and versatile wired and wireless keypad, allowing access to pedestrians



SOLO/Lattice Proximity Access Control System
Proximity reader allows for access to both pedestrians and vehicles



POLOphone intercom
Allows visitors to communicate with people inside in order to gain access to the property



Receivers
Single and multichannel receivers for reliable remote activation. Incorporates ultra-secure code-hopping encryption



FLUX SA Loop Detector
Allows free-exit of vehicles from the property - requires ground loop to be fitted



CENTURION transmitters
Available in one-, two-, three- and four-button variants. Incorporates code-hopping encryption



Gooseneck
Steel pole for mounting intercom gate station or access control reader



Solar supply
Alternative means of powering the system - consult your local dealer

MOUNTING OPTIONS



Pedestal-mounted, perpendicular to pillar



Wall-mounted, perpendicular to pillar
Hinge centre to edge of pillar 170mm - 340mm (300mm recommended)



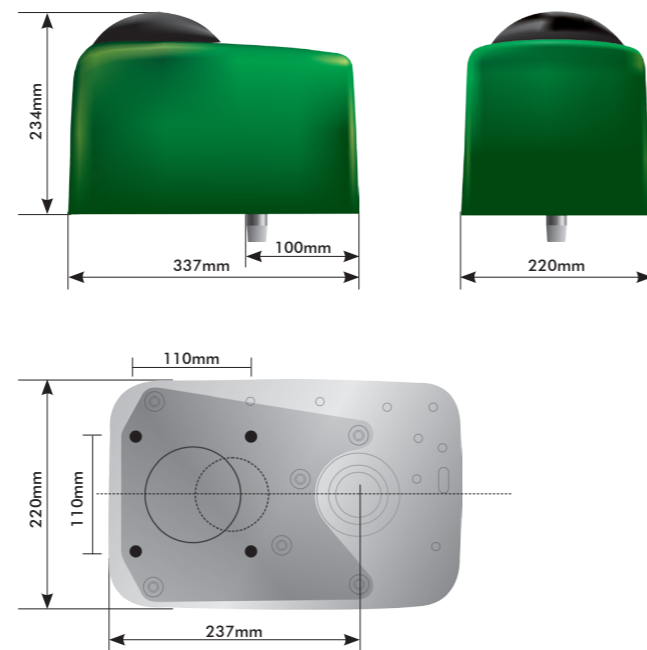
Wall-mounted, parallel to pillar

TECHNICAL SPECIFICATIONS

	R3	R5
Input voltage	90V ¹ / 220V - 240V AC ± 10%, 50Hz ²	
Motor voltage	12V DC	
Motor power supply	Battery-driven (standard capacity - 7Ah) ³	
Battery charger	CP84E - 800mA @ 13.8V	N/A
Domestic Industrial	N/A	CP84SM - 1.8A@13.8V
Current consumption (mains)		
Domestic Industrial	60mA N/A	60mA N/A
Current consumption (mains at rated load)	4A	6A
Operator output torque - maximum	95Nm	250Nm
Output shaft rotational speed - no load	3.5rpm	2.6rpm
Typical gate opening time - 90° opening	11 sec	17 sec
Manual Override	Allen key under locked cover with key release	
Maximum number of operations per day	150	250
Duty cycle - mains present ^{4, 5}	20%	50%
Operations in standby with 5Ah battery		
Half day ⁶	81	226
Full day ⁶	64	219
Two days ⁶	31	205
Operations in standby with 5Ah battery		
Half day ⁶	150	226
Full day ⁶	150	219
Two days ⁶	150	205
Collision Sensing	Electronic	
Operating temperature range	-15°C to +50°C	
Maximum leaf width for corresponding gate mass	2m - 350kg 3.5m - 350kg	2m - 600kg 3.5m - 260kg

- CP84SM only
- Can operate off a solar supply, consult your local dealer for assistance
- Can increase battery capacity to 35A for longer standby times
- Based on 25°C ambient temperature and unit not in direct sunlight
- Based on a motor push force of less than 50% of rated
- Based on four metre gate, excluding infrared safety beams

OVERALL DIMENSIONS



R3
R5

ROTARY SWING GATE OPERATORS

Perfect your swing!

0.07.A.0200.23032016

Facebook.com/CenturionSystems | YouTube.com/CenturionSystems | Twitter@askCenturion

www.centsys.com


Call 0860-CENTURION (0860 236 887) to order or to find out more

Technical support line: 0861 003 123 (Monday - Friday: 07h00 - 18h00, Saturday 08h00 - 13h30)

E&OE. Centurion Systems (Pty) Ltd reserves the right to change any product without prior notice



SWING GATE OPERATORS | SLIDING GATE OPERATORS | GARAGE DOOR OPERATORS | REMOTE CONTROLS | INTERCOMS | SAFETY BEAMS | KEYPADS

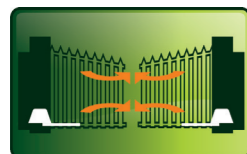


SWING GATE OPERATORS



Isn't there just something more inviting about a swing gate?
After a long, hard day it's nice to be welcomed by the arms of an **R Series**. It's like having an excitable puppy, doting wife and loyal butler all rolled into one - anxiously awaiting your arrival. For regal, rotary swing gates, look no further than the **R Series**. You've arrived.

MAIN FEATURES



Smooth and reliable

The sinusoidal motion of the **R Series'** rotary arm ensures that, without any fancy speed control, your gate smoothly accelerates – then gradually comes to a graceful stop. Beyond just looking more professional, this fluid movement actually extends the lifetime of the motor. No shock-loading or jerkiness means the **R Series** will serve you for many years to come.



Easy to install

No cutting, drilling or welding necessary. Our ingenious fully adjustable mechanical linking system makes our **R Series** almost too easy to install. Change the length of the drive arm to suit, then adjust the connecting arm length like you would a ski pole. The **R Series** does all the hard work for you.



So versatile

You can mount the **R Series** on a pedestal away from your gate for best locking of the system and optimum security. If you prefer the minimalist look, mount the motor to the gate pillar via a wall bracket so it's out of sight.



Safe and quiet functioning

If you live in a busy townhouse complex, the constant drone of a noisy gate motor may drive you over the edge. Thankfully, the **R Series'** geared DC motor is very hush-hush and won't disturb the tranquility. You'll think you're living on a quiet retreat in the country.



Rapid operation

There's nothing more annoying than a slow gate when you just want to get home. The **R Series** swings open at an invitingly fast pace. If you're paranoid that someone may sneak in behind you, use the Beam Autoclose feature (PIRAC)¹ to set your gates to automatically close the moment you have driven in and ruin any criminal's day.

1. Inductive loop or infrared beams must be fitted.



Accurate position control

Innovative internal position control makes installation easy. Sensitive anti-crushing control means that your car and your children's limbs are safe. Should our **R Series** detect even the tiniest obstruction, your gates will stop and immediately reopen – we wouldn't dare ruin your arrival.



Secure locking

There will always be someone who wants what you have. Fortunately, an irreversible gearset makes sure that our **R Series** is locked tight. Nobody can tamper with it and get onto your property.




Proven lightning protection

Nothing's going to rain on your parade. More than 15 years' worth of research has been put into the lightning and surge protection on our **R Series**. Come sunshine or rain, you can rely on the **R Series**.



Uninterrupted operation

The **R Series** switches seamlessly between battery and mains and can even be solar-powered. You can always get in – even if the power is off. It's actually extremely difficult to stop our **R Series** from serving you.



Multiple operating features

Customise the **R Series** to your exact requirements with a number of different operating features. Whether you need an motor for your home or a townhouse, the **R Series** swings to your style.



Lifetime of service

Manufactured to the ISO9001-2008 quality standard and CE certified, it's unlikely that your **R Series** would ever spoil your day. However, should you require any assistance, an extensive network of qualified installers and technicians is just one phone call away.