

RDO DIGITAL

RELEASE CORD MOUNT OPTIONS



By default, the **RDO DIGITAL** Release Cord is set up vertically. If the site of installation requires a horizontal Release Cord set up for whatever reason, follow the instructions below to switch from the default Vertical Position to the Horizontal Position of the Release Cord.

Release Cord in the Vertical Position, by Default. Shown in Figure 1.

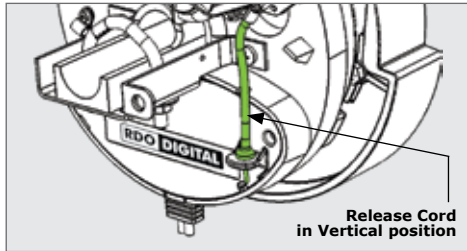


FIGURE 1

Remove the "E-Clip" as shown in Figure 2.

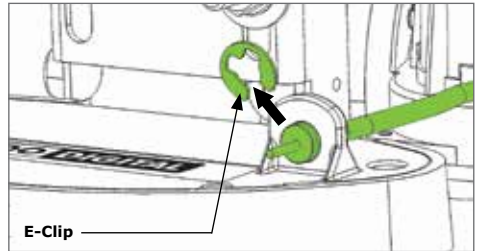


FIGURE 2

Remove the cable and Anchor as shown in Figure 3.

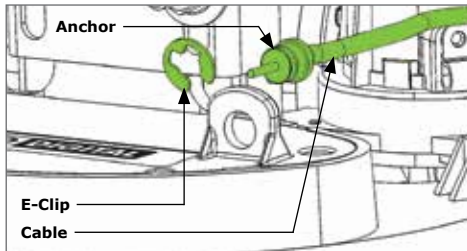


FIGURE 3

Re-insert Cable and anchor in new position as shown in Figure 4.

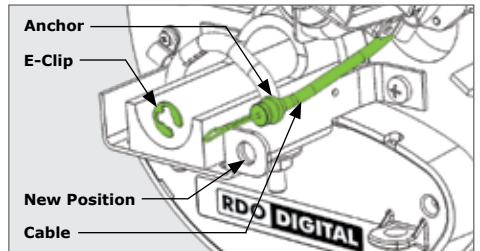


FIGURE 4

Replace the "E-Clip" into new position to secure the Cable and Anchor.

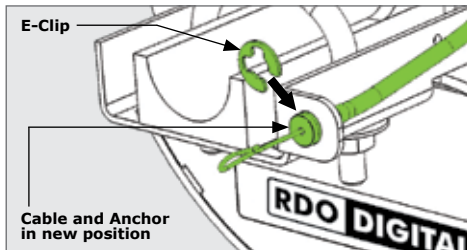


FIGURE 5

Release Cord in the new Horizontal Position. Shown in Figure 6.

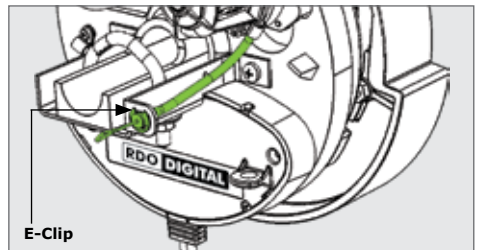


FIGURE 6