



# Access Control and Automation 2024





1986



1990



1995

# WHY CENTURION?

## About CENTURION

We take pride in manufacturing a diverse and award-winning range of products that provide exceptional control over the access of people and vehicles into and out of residential, commercial, and industrial properties. With a strong focus on maximising security, convenience and making lives easier, our products have gained global recognition, currently being exported to over 70 countries worldwide.

With a remarkable track record spanning three decades, CENTURION has emerged as the definitive choice for gate automation and access control. Our commitment to reliability has earned us the trust of countless customers around the globe.

In 2016, CENTURION joined forces with FAAC S.p.A., the largest access automation brand in the world. This partnership marks an exciting chapter for us as we strive to serve an even wider range of automation needs. Together, we are poised to provide innovative solutions and deliver unparalleled performance in the industry.

Our award-winning range includes:

- Sliding gate operators
- Swing gate operators
- Traffic barriers and accessories
- Roller-shutter operators
- Intercom systems
- GSM devices and GSM-based intercoms
- Keypads
- Remote controls
- Proximity access control
- Bollards
- Door automation
- Turnstiles

## Key Technologies

CENTURION products feature a host of industry-leading technologies, all conducive to greater security, greater convenience and superior functionality. Just some of the advanced technologies found in our products are:

- **SMART technology** – Innovative and intuitive hardware for easy installation complemented by the power of mobile allowing simplified, streamlined and lightning-fast commissioning and configuration of advanced settings
- **ChronoGuard** – a world-first timer technology that allows the user to set multiple Auto-activation and Time-barring functions using the onboard Real Time Clock and Calendar, which tracks the date up to the year 2099
- **Intruder-detection Alarms** – The novel feature-set – consisting of the Beam Alarm and Ambush Alarm – further improves security by providing an audible output when the infrared gate safety beams are obstructed, or remain interrupted for a pre-defined period of time
- **Code-hopping technology** – CENTURION remote controls are equipped with code-hopping encoders which process the outgoing transmission through a sophisticated encryption engine, making copying and cloning virtually impossible. No two transmitted codes will ever be alike
- **Advanced diagnostics** – SMART diagnostics continuously monitors system health and gives detailed feedback that can be easily accessed via the MyCentsysPro mobile app
- **High-volume capability** – CENTURION operators are designed to offer the ultimate in reliability, and use high-powered mechanical parts for unrivalled performance on sites with high traffic volumes.
- **DC-powered and solar-ready** – CENTURION operators use low-voltage technology to deliver a safe, efficient and reliable access automation solution with intelligent battery-state monitoring. In addition, the majority of our products are completely solar-ready for the ultimate in energy autonomy



1999



Centurion Systems  
Today

## Awards

Throughout our proud history, dating back to 1986, we've always been driven by innovation and a yearning for true excellence. Our commitment to being the undisputed best in the field of access automation is evident in the range of CENTURION products that have received awards.



- In 2002, our remote control range received the SABS Design Institute's prestigious Design Excellence Award for its attractive and functional design and ergonomic button placement
- In 2004, Centurion Systems was the winner of a Sustainable Growth Award in the 5-year Private Company category
- The **CENTURION INTERCOM SYSTEM**, with its revolutionary and undeniably stylish handset design, earned Centurion Systems yet another award in 2006 in the form of a second SABS Design Institute Design Excellence Award
- A mere year later, in 2007, Centurion Systems MD Pat Dickens was awarded the Emerging Entrepreneur Award for his part in establishing Centurion Systems as a key player in the local and global economy
- 2009 saw Centurion Systems receive a third Design Excellence Award, this time for the **VECTOR2** swing gate operator
- Our brainy, brawny **D10** industrial sliding gate operator was a finalist at the IFSEC 2010 Security Industry Awards
- Proving that dynamite truly does come in small packages, the **D2 Turbo** domestic sliding gate operator is chosen as a finalist in the IFSEC 2011 Security Industry Awards

## Our Goals

Centurion Systems is a company driven by values, and we subscribe to the following Vision and Mission statements:

### Vision:

To be the best access automation company in the world.

### Mission:

- Delight our customers with world-class products and services
- Be the employer and employee of choice
- Grow through continuous improvement
- Care for our environment

## 24 Month Warranty

Centurion Systems stands by its products with a reassuring 24 month warranty on all products manufactured by us (excluding batteries, which carry a 6 month warranty after date of purchase)

For a full list of Terms and Conditions, please visit our website [www.centsys.com](http://www.centsys.com)

# MAKING LIVES EASIER.





# CONTENTS

|                              |     |
|------------------------------|-----|
| Sliding Gate Operators       | 6   |
| Swing Gate Operators         | 40  |
| Garage Door Operators        | 59  |
| Gate Locks                   | 69  |
| Traffic Barrier Systems      | 73  |
| Roller-Shutter Operators     | 89  |
| Solar Panels and Accessories | 101 |
| Intercom Systems             | 109 |
| GSM Devices                  | 117 |





Transmitters and Receivers

128

Access Control

134

Infrared Safety Beams

140

Inductive Loop Detectors

148

Controllers and Ancillary Electronics

152

Product Timeline

168







# SLIDING GATE OPERATORS

Your entrance gate serves as the crucial barrier between you and the outside world, an initial shield against potential threats. Boost your security measures with the utmost confidence by choosing nothing but the finest. CENTURION presents a line of sliding gate motors meticulously engineered to offer an unparalleled fusion of security and convenience.

Upgrade your entrance gate with CENTURION's sliding gate motors and empower your security strategy with the pinnacle of innovation and reliability. Your peace of mind begins here, where security meets convenience in perfect harmony.





## SLIDING GATE OPERATOR QUICK SELECTION GUIDE

This quick selection guide will help you to select the perfect CENTURION for you or your client's sliding gate by providing the differentiating features and key specifications of each.



|  | D3 SMART               | D5-EVO SMART           | D6 SMART                    |
|--|------------------------|------------------------|-----------------------------|
| <b>Input voltage</b>                                       | 110V - 240V AC 50/60Hz | 110V - 240V AC 50/60Hz | 90V - 240V AC +/-10% @ 50Hz |
| <b>Mains power required at gate</b>                        | ✓ / Solar              | ✓ / Solar              | ✓ / Solar                   |
| <b>Gate mass – maximum</b>                                 | 300kg                  | 500kg                  | 600kg                       |
| <b>Gate speed – maximum<sup>3</sup></b>                    | Up to 24m/min          | Up to 24m/min          | Up to 35m/min               |
| <b>Maximum gate leaf width for corresponding gate mass</b> | -                      | -                      | -                           |
|  | -                      | -                      | -                           |
| <b>Typical gate opening time</b>                           | -                      | -                      | -                           |
| <b>Maximum daily operations</b>                            | -                      | -                      | -                           |
| <b>Duty cycle – mains present<sup>1</sup></b>              | 50%                    | 50%                    | 50%                         |
| <b>Daily operations - maximum<sup>2</sup></b>              | 32                     | 150                    | 150                         |
| <b>Interface type</b>                                      | Mobile app             | Mobile app             | Mobile app                  |
| <b>Time-barring and automatic activation</b>               | ✓                      | ✓                      | ✓                           |
| <b>Onboard multichannel receiver</b>                       | ✓                      | ✓                      | ✓                           |

1. Based on a 25° ambient temperature and unit not in direct sunlight

2. Battery-driven typically using a 7Ah D-SERIES battery and a charger (battery can be upgraded for greater power failure autonomy – mounted separately). Solar power may also be used.



| D10 SMART                   | D10 TURBO SMART             | D20 SMART             |
|-----------------------------|-----------------------------|-----------------------|
| 90V - 240V AC +/-10% @ 50Hz | 90V - 240V AC +/-10% @ 50Hz | 90V - 240V AC / Solar |
| ✓ / Solar                   | ✓ / Solar                   | ✓ / Solar             |
| 1000kg                      | 1000kg                      | 2000kg                |
| Up to 26m/min               | Up to 45m/min               | Up to 18m/min         |
| -                           | -                           | -                     |
| -                           | -                           | -                     |
| -                           | -                           | -                     |
| -                           | -                           | -                     |
| 45%                         | 25%                         | 45%                   |
| 750                         | 750                         | 750                   |
| Mobile app                  | Mobile app                  | Mobile app            |
| ✓                           | ✓                           | ✓                     |
| ✓                           | ✓                           | ✓                     |

3. Gate opening and closing speeds can be configured to run slower depending on the requirements of individual installations



## TAKE YOUR HOME SECURITY AND CONVENIENCE TO THE NEXT LEVEL WITH CENTURON SYSTEMS' INNOVATIVE D3 SMART AND D5-EVO SMART GATE MOTORS

Our cutting-edge domestic and residential access solutions offer a perfect blend of intelligent features, reliable performance, and user-friendly design, catering to both budget-conscious homeowners and those seeking a powerful upgrade.



**DOWNLOAD OUR**  
**MyCENTSYSPro** MOBILE APP  
for a smart experience!





# D3 SMART DOMESTIC SLIDING GATE OPERATOR

**D3** SMART

## D3 SMART

### Bringing Innovation to Every Entryway

Experience the **D3 SMART**, a gate motor that embodies the philosophy of **simplicity being the pinnacle of sophistication**. This solution provides premium performance and smart features at an accessible price point, making secure and reliable gate automation attainable for everyone.

#### Here's why you'll love the D3 SMART:

- **Fast and Secure:** Open your gate in a flash, keeping unwanted visitors at bay

*Upgrade your security without breaking a sweat. Choose the **D3 SMART** gate motor, the smart choice for every home.*

- **Smart Control:** Manage your gate with maximum convenience and flexibility with the user-friendly smartphone app
- **Easy Installation:** Saving installers time and effort with the industry-leading design
- **Reliable Performance:** Never miss a beat with dependable battery-driven technology
- **Intelligent Features:** Advanced alerts, notifications and reporting keep you informed and in control
- **Peace of Mind:** Enjoy outstanding security with the improved theft-resistant cage
- **Convenient Commissioning and Operation:** Effortless smartphone setup and single-action manual release
- **Wireless, Effortless Safety:** Compatible with Photon SMART Beams for a complete wireless experience



## D3 SMART DOMESTIC SLIDING GATE OPERATOR

Experience the smart security you deserve, now within reach. The **D3 SMART** gate motor embodies the philosophy of simplicity being the pinnacle of sophistication. It combines sleek design and premium performance with intelligent features, making secure and reliable gate automation accessible to everyone.

**D3 SMART** is packed with advanced – yet intuitive and user-friendly - functionality to make your life easier.

Effortlessly control your gate with the MyCentsys Remote smartphone app, receive advanced diagnostic feedback for ultimate peace of mind, and enjoy dependable battery-driven technology that stands up to power outages.

Installer-friendly, feature-rich, and budget-conscious, **D3 SMART** is the smarter choice for your home.



### MAIN FEATURES

- **Fast and Secure:** Open your gate in a flash, keeping unwanted visitors at bay
- **Smart Control:** Manage your gate with maximum convenience and flexibility with the user-friendly smartphone app
- **Easy Installation:** Saving installers time and effort with the industry-leading design
- **Reliable Performance:** Never miss a beat with dependable battery-driven technology
- **Intelligent Features:** Advanced alerts, notifications and reporting keep you informed and in control
- **Peace of Mind:** Enjoy outstanding security with the improved theft-resistant cage
- **Convenient Commissioning and Operation:** Effortless smartphone setup and single-action manual release
- **Wireless, Effortless Safety:** Compatible with Photon SMART Beams for a complete wireless experience

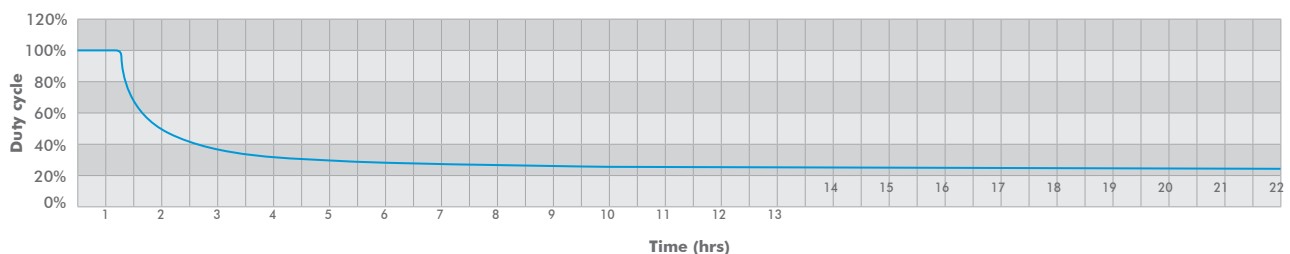
1. Multiple buttons per remote can be used

## TECHNICAL SPECIFICATIONS

| Technical Data                             | D3 SMART   |                     |
|--|--|---------------------|
| Input voltage                              | 110V - 240V AC 50/60Hz <sup>1</sup>                              |                     |
| Current consumption (Mains)                | 320mA peak   |                     |
| Battery charger current output             | 1.8A @ 14.3V +/- 5% (28W)  |                     |
| Maximum number of operations per day       | 20 <sup>3,6</sup>  |                     |
| Duty cycle - Mains present <sup>2,3</sup>  | 25%  |                     |
| Motor voltage                              | 12V DC   |                     |
| Motor power supply                         | Battery-driven(Standard Capacity - 1x12V) <sup>5</sup>           |                     |
| Current consumption (motor at rated load)  | 11A  |                     |
| Motor push force - starting                | 18kgf  |                     |
| Motor push force - rated                   | 12kgf  |                     |
| Gate mass - maximum                        | 300kg  |                     |
| Gate length - maximum                      | 10m  |                     |
| Gate speed (varies with load) <sup>4</sup> | <b>Maximum:</b> Up to 24m/min   <b>Rated:</b> Up to 21m/min      |                     |
| Manual Override                            | Lockable with key release  |                     |
| Operations in standby with 6Ah battery     | <b>Operating Mode</b>  |                     |
|  | Up to 24m/min 7kgf   | Up to 24m/min 12kgf |
|  | 90   | 80                  |
|  | 70   | 65                  |
| Collision Sensing                          | Electronic   |                     |
| Operating temperature range                | -15°C to +50°C   |                     |
| Onboard receiver type                      | Code-hopping multichannel receiver with selective add and delete |                     |
| Receiver code storage capacity             | 32 Remotes <sup>7</sup>  |                     |
| Receiver frequency                         | 433.92MHz  |                     |
| Degree of protection                       | IP55   |                     |
| Mass of unit packed                        | 6.7kg  |                     |

1. Can operate off a solar supply, consult your local dealer for assistance
2. Based on 25°C ambient temperature and unit not in direct sunlight
3. Based on a motor push force of less than 50% of rated (Starting and Running forces)
4. Gate opening and closing speeds can be configured to run slower depending on the requirements of individual installations
5. Can increase battery capacity for longer standby times
6. Based on 4m gate, excluding all accessories
7. Multiple buttons per remote can be used

## D3 SMART SINGLE OPERATOR DUTY CYCLE AS A FUNCTION OF OPERATING TIME







## D5-EVO SMART DOMESTIC SLIDING GATE OPERATOR

The iconic D5-Evo, reimagined. The gate motor synonymous with reliability and performance just got smarter. Introducing the **D5-Evo SMART**, powered by award-winning technology and designed to enhance your security experience.

More than just an upgrade, it's an evolution. The **D5-Evo SMART** retains the legendary strength and dependability of its predecessor, now enhanced with intelligent features that put you in complete control. Enjoy effortless smartphone control, advanced diagnostics for ultimate peace of mind, and dependable battery-driven technology that keeps you protected even during power outages.



### MAIN FEATURES

- **Seamless Control:** Manage your gate with maximum convenience, control and flexibility with the user-friendly smartphone app
- **Intelligent Insights:** Advanced notifications, alarms, monitoring and reporting keep you informed and in control
- **Uninterrupted Security and -Convenience:** Dependable battery-driven technology ensures seamless operation even during power outages
- **Effortless Setup:** Wireless configuration and smartphone control make installation a breeze
- **Enhanced Security:** The improved theft-resistant cage and advanced position control system offer unparalleled peace of mind
- **Ultimate Versatility:** Individually-configurable inputs and outputs allow for harmonious integration with your SMART ecosystem

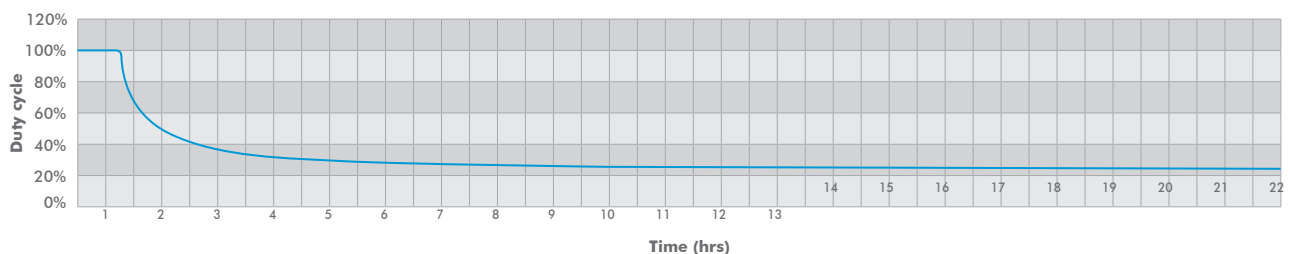
1. Multiple buttons per remote can be used

## TECHNICAL SPECIFICATIONS

| Technical Data  | D5-EVO SMART   |                     |
|---|--|---------------------|
| Input voltage   | 110V - 240V AC 50/60Hz <sup>1</sup>                              |                     |
| Current consumption (Mains)                               | 320mA peak   |                     |
| Battery charger current output                            | 1.8A @ 14.3V +/- 5% (28W)  |                     |
| Maximum number of operations per day                      | 150 <sup>3,6</sup>   |                     |
| Duty cycle - Mains present <sup>2,3</sup>                 | 50%  |                     |
| Motor voltage   | 12V DC   |                     |
| Motor power supply  | Battery-driven(Standard Capacity - 1x12V) <sup>5</sup>           |                     |
| Current consumption (motor at rated load)                 | 15A  |                     |
| Input / Output sink currents (Max accessory current draw) |  |                     |
| I/O 1-4   | 100mA (12V)  |                     |
| O 5   | 3A (12V) 10sec Pulse   |                     |
| Motor push force - starting                               | 30kgf  |                     |
| Motor push force - rated                                  | 17kgf  |                     |
| Gate mass - maximum                                       | 500kg  |                     |
| Gate length - maximum                                     | 20m  |                     |
| Gate speed (varies with load) <sup>4</sup>                | Maximum: Up to 24m/min   Rated: Up to 21m/min                    |                     |
| Manual Override   | Lockable with key release  |                     |
| Operations in standby with 6Ah battery                    | Operating Mode   |                     |
|   | Up to 24m/min 7kgf   | Up to 24m/min 12kgf |
|   | 90   | 44                  |
|   | 70   | 35                  |
| Collision Sensing   | Electronic   |                     |
| Operating temperature range                               | -15°C to +50°C   |                     |
| Onboard receiver type                                     | Code-hopping multichannel receiver with selective add and delete |                     |
| Receiver code storage capacity                            | 32 Remotes <sup>7</sup>  |                     |
| Receiver frequency  | 433.92MHz  |                     |
| Degree of protection                                      | IP55   |                     |
| Mass of unit packed                                       | 7.1kg  |                     |

1. Can operate off a solar supply, consult your local dealer for assistance
2. Based on 25°C ambient temperature and unit not in direct sunlight
3. Based on a motor push force of less than 50% of rated (Starting and Running forces)
4. Gate opening and closing speeds can be configured to run slower depending on the requirements of individual installations
5. Can increase battery capacity for longer standby times
6. Based on 4m gate, excluding all accessories
7. Multiple buttons per remote can be used

## D5-EVO SMART SINGLE OPERATOR DUTY CYCLE AS A FUNCTION OF OPERATING TIME



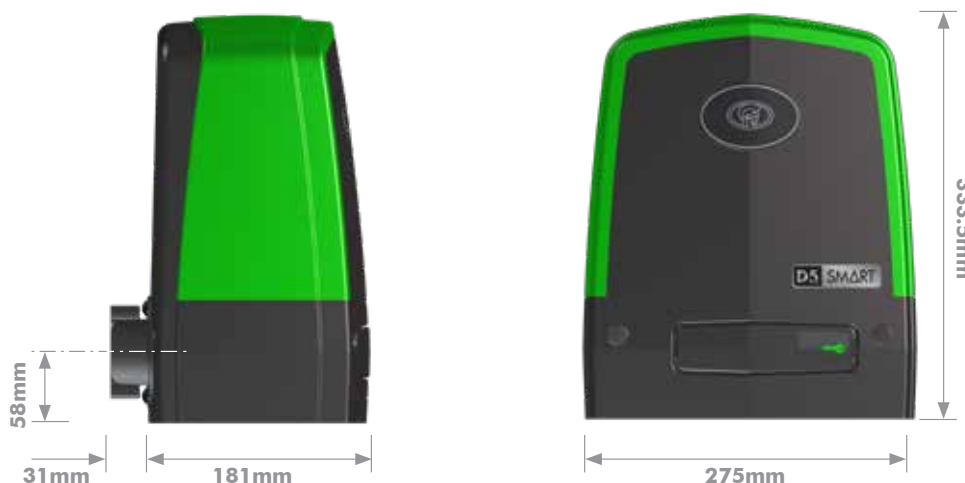


## CABLING REQUIREMENTS

**1. D3 SMART and D5-EVO SMART:** 220V - 240V AC mains cable via double mains isolator switch (3 core LNE 1.5mm<sup>2</sup> SWA)<sup>1</sup>

**Optional Wiring (all cable is multi-stranded):**

2. Intercom, cable from control box to dwelling (n1<sup>6</sup> + 6 core<sup>3</sup> 0.5mm<sup>2</sup> multi-stranded) or cable from control box to entry panel (n2<sup>6</sup> 0.5mm<sup>2</sup> multi-stranded)
  3. Infrared Safety Beams (3 core 0.5mm<sup>2</sup> multi-stranded)
  4. Access control device (3 core 0.5mm<sup>2</sup> multi-stranded<sup>4</sup>)
  5. Pedestrian keyswitch (2 core 0.5mm<sup>2</sup> multi-stranded) or
  6. Keypad (3 core 0.5mm<sup>2</sup> multi-stranded)
  7. External radio receiver (3 core 0.5mm<sup>2</sup> multi-stranded<sup>5</sup>)
  8. Pillar Lights (3 core LNE SWA<sup>2</sup>, size according to power requirements)
  9. Inductive loop detector for free-exit (1 core 0.5mm<sup>2</sup> multi-stranded - silicone-coated<sup>6</sup>)
1. Possibly increase cable thickness if Pillar Lights are to be installed
2. SWA - steel wire armoured. Type of cable must adhere to municipal bylaws and preferably be screened. Screening provides better protection against lightning - earth one end of the screening
3. Allows for all features such as Pedestrian Opening, Status LED, etc. to be operated from the intercom handset inside the dwelling
4. Number of cores and type of cable could vary depending on the brand of access control system being used
5. For optimum range an external radio receiver can be mounted on the wall
6. Number of cores required by the intercom







## D5-EVO SMART DOMESTIC SLIDING OPERATOR



### D5-EVO SMART

#### The Evolution of Strength and Performance

##### The iconic D5-EVO, reimagined.

The gate motor synonymous with reliability and performance just got smarter. Introducing the **D5-EVO SMART**, powered by award-winning technology and designed to enhance your security experience.

##### More than just an upgrade, it's an evolution.

The **D5-EVO SMART** retains the legendary strength and dependability of its predecessor, now enhanced with intelligent features that put you in complete control. Enjoy effortless smartphone control, advanced diagnostics for ultimate peace of mind, and dependable battery-driven technology that keeps you protected even during power outages.

##### Unleash the power of SMART:

- **Seamless Control:** Manage your gate with maximum convenience, control and flexibility with the user-friendly smartphone app
- **Intelligent Insights:** Advanced notifications, alarms, monitoring and reporting keep you informed and in control

- **Uninterrupted Security and Convenience:** Dependable battery-driven technology ensures seamless operation even during power outages
- **Effortless Setup:** Wireless configuration and smartphone control make installation a breeze
- **Enhanced Security:** The improved theft-resistant cage and advanced position control system offer unparalleled peace of mind
- **Ultimate Versatility:** Individually-configurable inputs and outputs allow for harmonious integration with your SMART ecosystem

*The **D5-EVO SMART** is a statement. It's a monument of innovation, a commitment to security, and an assurance of peace of mind.*

*Experience the future of gate control, powered by the legacy of the D5-EVO.*



## **D6 SMART**

### **DOMESTIC AND RESIDENTIAL SLIDING GATE OPERATOR**

Fast-thinking and fast-moving, D6 SMART is here to change the way you think about gate motors. It's time for your gate to move with the times – after all, why settle for average when you can go SMART? Our latest domestic offering gives you a fully customisable experience, including allowing your remote controls to be fine-tuned just the way you like it to match your unique requirements, fully configurable run profiles and adjustable speed and sensitivity, not to mention intruder-detection and battery backup. It's your ticket to the SMART life.

## **MAIN FEATURES**

- Wireless and effortless – easy smartphone setup and configuration
- Safe and secure with a top speed of 36 metres per minute
- Makes your life easier with advanced diagnostic feedback
- Dependable battery-driven technology – continues working during power outages
- Intelligent logging and reporting
- Onboard multichannel NOVA receiver with 1500 remote memory
- SMART hardware providing best experience for installers and end-users
- New and improved theft-resistant cage with a patented design offering outstanding security and peace of mind
- Intelligent battery charger with onboard diagnostics and SMART communication between the charger and the controller
- Improved position control system incorporating Hall Effect technology – highly resistant to interference
- Individually-configurable inputs and outputs
- Convenient and intuitive single-action manual release

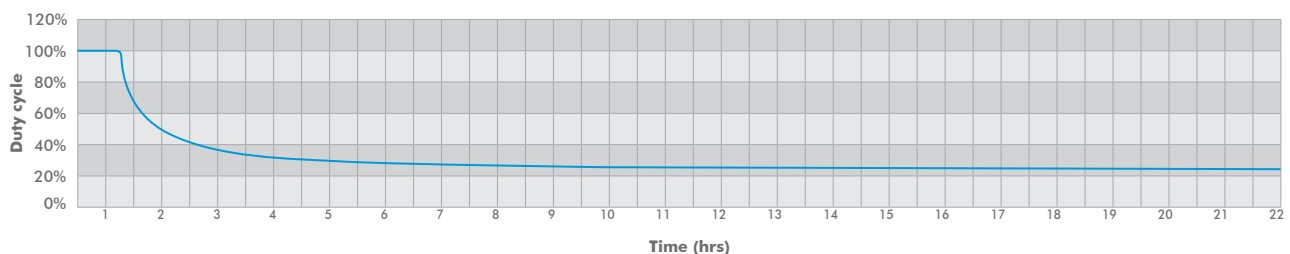
## TECHNICAL SPECIFICATIONS

| Technical Data  | D6 SMART   |
|---|--|
| Input voltage   | 90V - 240V AC +/-10% @ 50Hz <sup>1</sup>                         |
| Current consumption (Mains)                               | 200mA  |
| Battery charger current output                            | 1.3A   |
| Maximum number of operations per day                      | 150  |
| Duty cycle - Mains present <sup>2,3</sup>                 | 50%  |
| Motor voltage   | 24V DC   |
| Motor power supply  | Battery-driven (Standard Capacity - 2x12V) <sup>5</sup>          |
| Current consumption (motor at rated load)                 | 13A  |
| Input / Output sink currents (Max accessory current draw) |  |
| I/O 1-4   | 100mA (12/24V)   |
| I/O 5 and 6   | 3A (12/24V) 10sec Pulse  |
| Motor push force - starting                               | 30kgf  |
| Motor push force - rated                                  | 17kgf  |
| Gate mass - maximum                                       | 600kg  |
| Gate length - maximum                                     | 100m   |
| Gate speed (varies with load) <sup>4</sup>                | 36m/min @ 17kgf  |
| Manual Override   | Lockable with key release  |
| Operations in standby with 6Ah battery                    |  |
| Half day <sup>5,6</sup>                                   | 44   |
| Full day <sup>5,6</sup>                                   | 35   |
| Collision Sensing   | Electronic   |
| Operating temperature range                               | -15°C to +50°C   |
| Onboard receiver type                                     | Code-hopping multichannel receiver with selective add and delete |
| Receiver code storage capacity                            | 1500 Remotes <sup>7</sup>  |
| Receiver frequency  | 433.92MHz  |
| Degree of protection                                      | IP55   |
| Mass of unit packed                                       | 9.1kg  |

1. Can operate off a solar supply, consult your local dealer for assistance
2. Based on 25°C ambient temperature and unit not in direct sunlight
3. Based on a motor push force of less than 50% of rated (Starting and Running forces)
4. Gate opening and closing speeds can be configured to run slower depending on the requirements of individual installations

5. Can increase battery capacity for longer standby times
6. Based on 4m gate, excluding all accessories
7. Multiple buttons per remote can be used

## D6 SMART SINGLE OPERATOR DUTY CYCLE AS A FUNCTION OF OPERATING TIME







## CABLING REQUIREMENTS

1. **D6 SMART:** 220V - 240V AC mains cable via double mains isolator switch (3 core LNE 1.5mm<sup>2</sup> SWA)<sup>1</sup>

### Optional Wiring (all cable is multi-stranded):

2. Intercom, cable from control box to dwelling (n1<sup>6</sup> + 6 core<sup>3</sup> 0.5mm<sup>2</sup> multi-stranded) or cable from control box to entry panel (n2<sup>6</sup> 0.5mm<sup>2</sup> multi-stranded)
  3. Infrared Safety Beams (3 core 0.5mm<sup>2</sup> multi-stranded)
  4. Access control device (3 core 0.5mm<sup>2</sup> multi-stranded<sup>4</sup>)
  5. Pedestrian keyswitch (2 core 0.5mm<sup>2</sup> multi-stranded) or
  6. Keypad (3 core 0.5mm<sup>2</sup> multi-stranded)
  7. External radio receiver (3 core 0.5mm<sup>2</sup> multi-stranded<sup>5</sup>)
  8. Pillar Lights (3 core LNE SWA<sup>2</sup>, size according to power requirements)
  9. Inductive loop detector for free-exit (1 core 0.5mm<sup>2</sup> multi-stranded - silicone-coated<sup>6</sup>)
1. Possibly increase cable thickness if Pillar Lights are to be installed
2. SWA - steel wire armoured. Type of cable must adhere to municipal bylaws and preferably be screened. Screening provides better protection against lightning - earth one end of the screening
3. Allows for all features such as Pedestrian Opening, Status LED, etc. to be operated from the intercom handset inside the dwelling
4. Number of cores and type of cable could vary depending on the brand of access control system being used
5. For optimum range an external radio receiver can be mounted on the wall
6. Number of cores required by the intercom





## 5 REASONS TO GO SMART

It's no secret that technology (and therefore the world) is changing at an incredible pace. The things that must have seemed like science fiction to previous generations are now very much a reality as machines race ahead and accomplish astonishing feats that are nothing short of mind-blowing. From self-driving cars to robots that win game shows, the future seems to have truly arrived, bringing with it some of the most brilliant innovations and inventions in human history.

But how has technological development changed the workplace?

Well, for one thing, it's transcending physical space (something that we've seen more of in the past year or so) with more and more people taking to working remotely thanks to communication technologies such as Skype and Zoom. But it's also changed how we interact with our environment, making tasks easier and less complicated than in the past.

With so much innovation taking place, and with entire industries being transformed through the power of evolving technologies, why should the way you install stay the same?

In this article, we're listing five reasons to go SMART.

### **Making your life easier**

For 35 years, we've been a trailblazer in the access automation space. Battery backup gave you more reliability, the SMARTGUARDair wireless keypad gave you the ultimate in flexibility and ease of installation, and the D5-Evo became an access automation legend.

And now, our award-winning SMART technology is taking the CENTURION experience to the next level.

Every aspect of our SMART technology has been developed to give you an access automation experience unlike any other. From its unique and innovative mechanical footprint for streamlined installation to its many advanced features easily configurable via the tie-in mobile app, SMART is truly the intelligent choice.

- Whip-smart mechanical design makes the unit quick, easy and seamless to install
- Lightning-fast electronic commissioning with just a few taps using an intuitive and interactive mobile application with graphic wizards
- Easy management of remote controls
- Intelligent diagnostic feedback and monitoring of system health in real-time

Using technology to empower you

With our SMART technology, we're putting intelligence and convenience at your fingertips, and the app will guide you through everything from setting the gate limits to programming functionality for the up to 1500 individual remotes that can be stored in the system's memory. You'll also have access to a huge suite of features, including configuring infrared beams and intruder-detection alarms, giving your client the very best in security and peace of mind.

### **Revolutionising installation**

Our SMART technology prioritises the installer experience not only from a mechanical installation perspective, but through the digitisation of touchpoints, most notably the interface used for commissioning the system, which is completely app-based. This innovative approach enables you to master the solution with minimal effort and manual intervention – the app does virtually everything for you! Flipping through the app's screens and settings, you'll find everything to tailor the installation exactly to your client's preferences, from the gate speed to automatic closing, all with clear, full-colour graphic depictions to make your life easier.

### **Giving your clients the best that the world of access automation has to offer**

Our SMART technology has enabled us to deliver the fastest gate motor in its class for the best security and convenience, featuring the most innovative theft protection on the market and reliable dual battery backup to make it ready for any power outage.

### **Harnessing expandability and unleashing the power of SMART**

CENTURION SMART solutions boast a stylish, modern design with elegant lines and bold contours, making them an excellent addition to any gate. Now, let's take a look under the hood. Underneath the unit's striking exterior, you'll not only find its ultra-sophisticated electronics designed to deliver outstanding reliability and functionality, but the interior is spacious and includes a dedicated accessory tray where you can neatly, safely and securely stow complementary solutions such as GSM devices to give your clients a truly powerful security system.



## D10 SMART SLIDING GATE OPERATOR

Get the high-performance, maximum endurance D10 SMART sliding gate motor – the best solution for industrial and commercial sites. With state-of-the-art technology, businesses will enjoy unparalleled security and convenience through industry-leading intelligence.

A heavy-duty gearbox ensures reliable operation for up to 750 operations per day – perfect for even the busiest environments – while time-proven battery-driven technology provides the peace of mind you need when your business demands leading-edge access control – no compromise.



### MAIN FEATURES

- Extreme endurance and performance – rated for up to 750 operations per day
- Ready for any power outage with reliable battery-driven technology
- Simplified, streamlined installation thanks to SMART hardware
- Innovative theft and break-in protection
- Making lives easier with the friendly and intuitive MyCentsys Pro mobile app
  - Quick and easy commissioning guided by attractive visuals
  - Intelligent management of remote controls
  - Diagnostics and system health feedback
  - Customisable triggers for excellent flexibility



## TECHNICAL SPECIFICATIONS

| Technical Data   | D10-SMART  |                            |
|--|--|----------------------------|
| Input voltage  | 90V - 240V AC +/-10% @ 50Hz <sup>1</sup>                         |                            |
| Current consumption (Mains)  | 250mA  |                            |
| Battery charger current output                                       | 1.8A @ 27.4V +/-1%   |                            |
| Maximum number of operations per day                                 | 750 <sup>3,6</sup>   |                            |
| Duty cycle - Mains present <sup>2,3</sup>                            | 45%  |                            |
| Motor voltage  | 24V DC   |                            |
| Motor power supply   | Battery-driven (Standard Capacity - 2x 12V 7.2Ah)                |                            |
| Current consumption (motor at rated load)                            | 8A   |                            |
| Input / Output sink currents (Max accessory current draw)            |  |                            |
| I/O 1-4  | 100mA (12/24V)   |                            |
| I/O 5 and 6  | 3A (12/24V) 10sec Pulse  |                            |
| Motor push force - starting  | 40kgf  |                            |
| Motor push force - rated   | 30kgf  |                            |
| Gate mass - maximum  | 1000kg   |                            |
| Gate length - maximum  | 50m  |                            |
| Gate speed (varies with load) <sup>4</sup>                           | Up to 26m/min <sup>4</sup>                                       |                            |
| Manual Override  | Lockable with key release  |                            |
| Drive Pinion   | 17T Module 4   |                            |
| Operations in standby with 2x 7Ah batteries                          | Operating Modes  |                            |
|  | Power Saving<br>15m/min<br>15kgf                                 | Normal<br>26m/min<br>15kgf |
|  | Half day <sup>2,5,6</sup>  | 63                         |
|  | Full day <sup>2,5,6</sup>  | 50                         |
| Collision Sensing  | Electronic   |                            |
| Operating temperature range  | -15°C to +50°C   |                            |
| Onboard receiver type  | Code-hopping multichannel receiver with selective add and delete |                            |
| Receiver code storage capacity                                       | 1500 Remotes <sup>7</sup>  |                            |
| Receiver frequency   | 433.92MHz  |                            |
| Degree of protection   | IP54   |                            |
| Mass of unit packed (with standard kit, but excl. rack and battery)  | 13kg   |                            |
| Packaging dimensions (with standard kit, but excl. rack and battery) | 350mm wide x 282mm deep x 470mm high                             |                            |

- Can operate off a solar supply, consult your local dealer for assistance
- Based on 25°C ambient temperature and unit not in direct sunlight
- Based on a motor push force of less than 50% of rated (Starting and Running forces)
- Gate opening and closing speeds can be configured to run slower depending on the requirements of individual installations
- Can increase battery capacity for longer standby times
- Based on 4m gate, excluding all accessories
- Multiple buttons per remote can be used
- Refer to the table below for **D10 TURBO SMART**'s recommended gate speed for specified gates masses





## CABLING REQUIREMENTS

**1. D10 SMART:** 220V - 240V AC mains cable via double mains isolator switch (3 core LNE 1.5mm<sup>2</sup> SWA)<sup>1</sup>

**Optional Wiring (all cable is multi-stranded):**

2. Intercom, cable from control box to dwelling (n1<sup>6</sup> + 6 core<sup>3</sup> 0.5mm<sup>2</sup> multi-stranded) or cable from control box to entry panel (n2<sup>6</sup> 0.5mm<sup>2</sup> multi-stranded)
3. Infrared Safety Beams (3 core 0.5mm<sup>2</sup> multi-stranded)
4. Access control device (3 core 0.5mm<sup>2</sup> multi-stranded<sup>4</sup>)
5. Pedestrian keyswitch (2 core 0.5mm<sup>2</sup> multi-stranded) or
6. Keypad (3 core 0.5mm<sup>2</sup> multi-stranded)
7. External radio receiver (3 core 0.5mm<sup>2</sup> multi-stranded<sup>5</sup>)
8. Pillar Lights (3 core LNE SWA<sup>2</sup>, size according to power requirements)
9. Inductive loop detector for free-exit (1 core 0.5mm<sup>2</sup> multi-stranded - silicone-coated<sup>6</sup>)

1. Possibly increase cable thickness if Pillar Lights are to be installed

2. SWA - steel wire armoured. Type of cable must adhere to municipal bylaws and preferably be screened. Screening provides better protection against lightning - earth one end of the screening

3. Allows for all features such as Pedestrian Opening, Status LED, etc. to be operated from the intercom handset inside the dwelling

4. Number of cores and type of cable could vary depending on the brand of access control system being used

5. For optimum range an external radio receiver can be mounted on the wall

6. Number of cores required by the intercom

## OVERALL DIMENSIONS

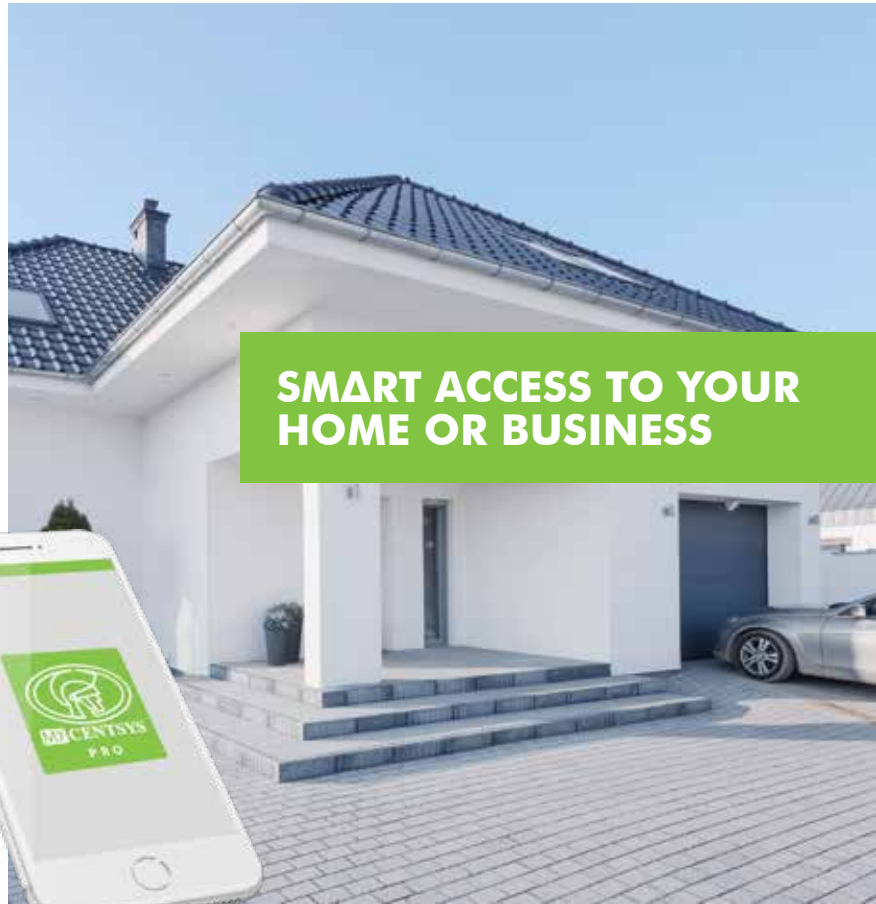


## RECOMMENDED SPEEDS AND GATE MASSES FOR THE D10 TURBO SMART<sup>1</sup>

| Max Speed (M/Min) | Gate Mass (Kg)    |
|-------------------|-------------------|
| 45                | 250               |
| 41                | 300               |
| 36                | 400               |
| 32                | 500               |
| 29                | 600 <sup>2</sup>  |
| 27                | 700 <sup>2</sup>  |
| 25                | 800 <sup>2</sup>  |
| 24                | 900 <sup>2</sup>  |
| 23                | 1000 <sup>2</sup> |

1. If a D10 Turbo SMART is used on a gate over 250Kg, the speed must be reduced according to the table above to ensure that the gate can be safely stopped in an emergency.

2. Centurion Systems (Pty) Ltd recommends the use of a D10 SMART for gates over 500KG.



**SMART ACCESS TO YOUR HOME OR BUSINESS**

## INTELLIGENT SECURITY FOR YOUR GATE

The legendary high-volume performer. The powerhouse of heavy-duty access control. The intelligent choice in commercial and industrial gate automation.

With its powerful 24V motor and die-cast aluminium gearbox, the **D10 SMART** sliding gate motor packs a potent punch, providing excellent security on sites ranging from townhouse complexes and residential estates to busy office parks and warehouse facilities.

Level up with the lightning-fast **D10 Turbo SMART**, the perfect solution for sites requiring high levels of security and capable of moving a gate weighing up to 250kg at a blistering speed of up to 45 meters per minute.

Both operators use a battery-driven high-torque DC motor, coupled to a robust gearbox to provide an automation system that is quick, powerful and battery backed-up – perfect for industrial and commercial applications where heavy gates are installed and reliability is a must.

And now – you can have speed, security, endurance and reliability, quicker and easier than with any other gate motor in the D10's class, thanks to **SMART**

technology and wireless connectivity.

Use the tie-in MyCentsys Pro installer app for wireless and effortless setup of the gate limits and configuration of the operator's many innovative features, as well as instant access to advanced diagnostics and system health. An interactive dashboard and graphic wizards give installers the full **SMART** experience.

Easy to set up and easy on the eye, the **D10 SMART** range has everything you'd expect from the access automation industry leaders.





## D10 TURBO SMART SLIDING GATE OPERATOR

Our fastest gate motor yet. For a gate motor that outperforms, outclasses and outpaces the rest, get the lightning-fast D10 Turbo SMART for light-industrial, commercial and residential applications. With an incredible top speed of 50m/minute, the D10 Turbo SMART is the ultimate full-throttle speed machine that tears along at high velocity to put the brakes on tailgating, opening and closing gates in mere seconds



### MAIN FEATURES

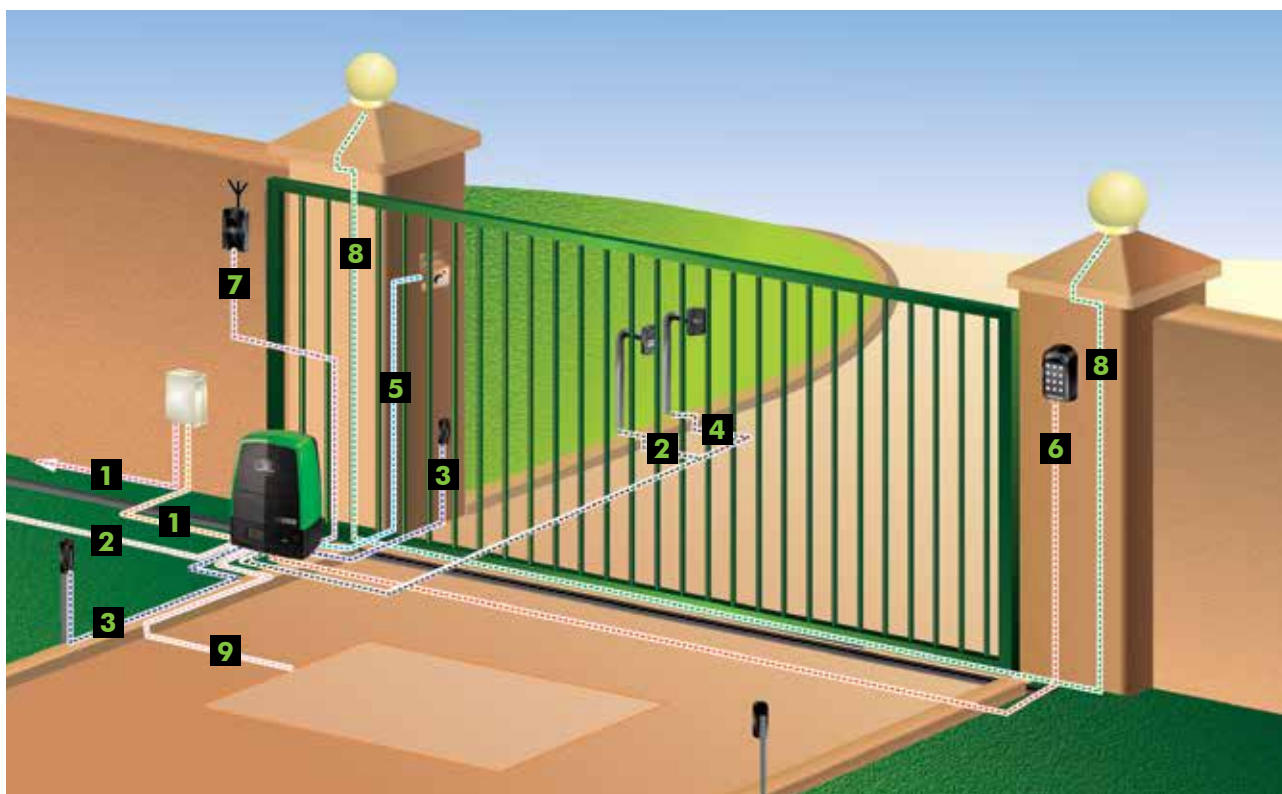
- Turbo speed for the ultimate in security and convenience
- Ready for any power outage with reliable battery-driven technology
- Simplified, streamlined installation thanks to SMART hardware
- Innovative theft and break-in protection
- Making lives easier with the friendly and intuitive MyCentsys Pro mobile app
  - Quick and easy commissioning guided by attractive visuals
  - Intelligent management of remote controls
  - Diagnostics and system health feedback
  - Customisable triggers for excellent flexibility

## TECHNICAL SPECIFICATIONS

| Technical Data   | D10 TURBO-SMART  |                           |
|--|--|---------------------------|
| Input voltage  | 90V - 240V AC +/-10% @ 50Hz <sup>1</sup>                         |                           |
| Current consumption (Mains)  | 250mA  |                           |
| Battery charger current output                                       | 1.8A @ 27.4V +/-1%   |                           |
| Maximum number of operations per day                                 | 750 <sup>3,6</sup>   |                           |
| Duty cycle - Mains present <sup>2,3</sup>                            | 25%  |                           |
| Motor voltage  | 24V DC   |                           |
| Motor power supply   | Battery-driven (Standard Capacity - 2x 12V 7.2Ah)                |                           |
| Current consumption (motor at rated load)                            | 10A  |                           |
| Input / Output sink currents (Max accessory current draw)            |  |                           |
| I/O 1-4  | 100mA (12/24V)   |                           |
| I/O 5 and 6  | 3A (12/24V) 10sec Pulse  |                           |
| Motor push force - starting  | 24kgf  |                           |
| Motor push force - rated   | 18kgf  |                           |
| Gate mass - maximum  | 250kg <sup>8</sup>   |                           |
| Gate length - maximum  | 50m  |                           |
| Gate speed (varies with load) <sup>4</sup>                           | Up to 45m/min <sup>8</sup>                                       |                           |
| Manual Override  | Lockable with key release  |                           |
| Drive Pinion   | 20T Module 4   |                           |
| Operations in standby with 2x 7Ah batteries                          | Operating Modes  |                           |
|  | Power Saving<br>15m/min<br>9kgf                                  | Normal<br>45m/min<br>9kgf |
| Half day <sup>2,5,6</sup>  | 189  | 130                       |
| Full day <sup>2,5,6</sup>  | 150  | 104                       |
| Collision Sensing  | Electronic   |                           |
| Operating temperature range  | -15°C to +50°C   |                           |
| Onboard receiver type  | Code-hopping multichannel receiver with selective add and delete |                           |
| Receiver code storage capacity                                       | 1500 Remotes <sup>7</sup>  |                           |
| Receiver frequency   | 433.92MHz  |                           |
| Degree of protection   | IP54   |                           |
| Mass of unit packed (with standard kit, but excl. rack and battery)  | 13.5kg   |                           |
| Packaging dimensions (with standard kit, but excl. rack and battery) | 350mm wide x 282mm deep x 470mm high                             |                           |

- Can operate off a solar supply, consult your local dealer for assistance
- Based on 25°C ambient temperature and unit not in direct sunlight
- Based on a motor push force of less than 50% of rated (Starting and Running forces)
- Gate opening and closing speeds can be configured to run slower depending on the requirements of individual installations
- Can increase battery capacity for longer standby times
- Based on 4m gate, excluding all accessories
- Multiple buttons per remote can be used
- Refer to the table below for **D10 TURBO SMART**'s recommended gate speed for specified gates masses





## CABLING REQUIREMENTS

1. **D10 TURBO SMART:** 220V - 240V AC mains cable via double mains isolator switch (3 core LNE 1.5mm<sup>2</sup> SWA)<sup>1</sup>

**Optional Wiring (all cable is multi-stranded):**

2. Intercom, cable from control box to dwelling (n1<sup>6</sup> + 6 core<sup>3</sup> 0.5mm<sup>2</sup> multi-stranded) or cable from control box to entry panel (n2<sup>6</sup> 0.5mm<sup>2</sup> multi-stranded)
3. Infrared Safety Beams (3 core 0.5mm<sup>2</sup> multi-stranded)
4. Access control device (3 core 0.5mm<sup>2</sup> multi-stranded<sup>4</sup>)
5. Pedestrian keyswitch (2 core 0.5mm<sup>2</sup> multi-stranded) or
6. Keypad (3 core 0.5mm<sup>2</sup> multi-stranded)
7. External radio receiver (3 core 0.5mm<sup>2</sup> multi-stranded<sup>5</sup>)
8. Pillar Lights (3 core LNE SWA<sup>2</sup>, size according to power requirements)
9. Inductive loop detector for free-exit (1 core 0.5mm<sup>2</sup> multi-stranded - silicone-coated<sup>6</sup>)

1. Possibly increase cable thickness if Pillar Lights are to be installed

2. SWA - steel wire armoured. Type of cable must adhere to municipal bylaws and preferably be screened. Screening provides better protection against lightning - earth one end of the screening

3. Allows for all features such as Pedestrian Opening, Status LED, etc. to be operated from the intercom handset inside the dwelling

4. Number of cores and type of cable could vary depending on the brand of access control system being used

5. For optimum range an external radio receiver can be mounted on the wall

6. Number of cores required by the intercom

## OVERALL DIMENSIONS



## RECOMMENDED SPEEDS AND GATE MASSES FOR THE D10 TURBO SMART<sup>1</sup>

| Max Speed (M/Min) | Gate Mass (Kg)    |
|-------------------|-------------------|
| 45                | 250               |
| 41                | 300               |
| 36                | 400               |
| 32                | 500               |
| 29                | 600 <sup>2</sup>  |
| 27                | 700 <sup>2</sup>  |
| 25                | 800 <sup>2</sup>  |
| 24                | 900 <sup>2</sup>  |
| 23                | 1000 <sup>2</sup> |

1. If a D10 Turbo SMART is used on a gate over 250Kg, the speed must be reduced according to the table above to ensure that the gate can be safely stopped in an emergency.

2. Centurion Systems (Pty) Ltd recommends the use of a D10 SMART for gates over 500KG.



## THE NEW SMART D-SERIES: ARTFULLY INNOVATIVE

Cesar Cruz wrote that “art should disturb the comfortable”. Indeed, art has always been used as a vehicle for big ideas, often reflecting the social climate of the time, becoming not only progressive, but transgressive. From harsh unflinching indictments to soaring celebrations of culture, art is something that can be enjoyed – or at least appreciated – by people from all walks of life. Artists are almost invariably mavericks and risk-takers who are not afraid to go against the grain and put their own unique vision and worldview in a radical, uncompromising way that breaks all kinds of boundaries. They interpret reality in a way that challenges and confronts.

In this article, we’ll be taking a look at how innovation takes a number of cues from art and how the role of creativity in creating technology is becoming increasingly important, with a special focus on our new D-Series range of sliding gate operators.

There is a reason that most exciting innovations of the modern age are being called “disruptive”; because their impact on society is so profound and far-reaching that it causes us to rethink the world.

Innovators are the new rock stars, and the public is always eagerly awaiting the next big breakthrough to come around and change the world.

We’ve always approached our product design not only functionally, but creatively. After all, it’s all about solving problems, and that requires ingenuity, intuition and vision.

The creative furnace of our R & D team has created in the all-new SMART D-Series a range of gate automation solutions that is not only outwardly beautiful – products of a truly artistic vision – but has been developed by applying brushstrokes of innovation to deliver solutions that are singularly sophisticated and, like the most compelling and captivating art, way ahead of their time.

Here are some of the problems that our engineers helped creatively solve in developing the new SMART D-Series gate motors – all to make your life so much easier.

### **Installation**

Mechanically, we have made a number of enhancements to make life easier for installers.

By fitting the height adjustment bolts directly into the gearbox, we have improved on the height and rack mesh adjustments. In turn saving the installer time on site.

We incorporated the lower battery tray with the gearbox trim so when removed, access to the mounting bolts is improved.

Maintaining consistency of the SMART design, we orientated the release handle in the horizontal plane and incorporated a similar override cam in the handle making it easy to leave the operator in the overridden state. This results in a more solid cover and a neater overall appearance.

### **Neatness**

We provided channels underneath the batteries allowing cables to be run neatly to the charger and controller. We also added a cable guide up the side of the motor to help neaten up the wires running to the controller.

### **Expandability**

Following on from the popularity of the ancillary trays and the simpler battery removal process in the D5 Smart, adding these to the new operators was a no brainer. The compartments are easily accessible and provide enough space to house complementary solutions. The ancillary tray can be hinged in the same direction as the controller to make it easier to access the batteries.

### **Commissioning**

MyCentsys Pro has forever changed the way we think about operator configuration, allowing the operator to be set up and configured with just a few taps.

It also incorporates product documentation and the SMART TV portal with various how-to videos for installation. In conjunction with MyCentsys Cloud, you can have a piece of mind knowing that your operator configuration and remotes are securely backed up. The built-in Demo mode allows you to play around with the app without being connected to a physical operator. The app is currently available in six languages, and we plan to grow this number in the very near future.

### **Security**

The SMART performance is ensuring that the gate can be opened as quickly as is feasible with a swift close once you have passed through, leaving no chance for a would-be intruder to follow. In addition, all of the SMART sliders come with an integral vibration sensor, which can be linked to a siren, third party alarm system or an armed response company, helping to prevent theft, tampering, vandalism, forced opening and even break-ins by triggering an output to alert the homeowner should the access point be compromised in any way.

All the other security enhancing features that come standard with the system add further to making the end user’s life easier.

The award-winning D5 SMART is the fastest gate motor in its class, while the lightning-quick D10 Turbo SMART is the ultimate speed machine for residential and light-industrial applications, tearing along at an incredible 50m/minute and providing unmatched security.

The new D-Series is now available from Centurion Systems and leading security distributors nationwide.





## D20 SMART INDUSTRIAL SLIDING GATE OPERATOR

A potent powerhouse for peace of mind – that's the D20 SMART: our latest innovative gate automation solution for industrial properties. Equal parts acuity and assertiveness, the D20 SMART heavy-industrial sliding gate motor is powerfully-built to bring the ultimate in security to demanding sites. Experience the power of SMART technology combined with titanic strength.

### MAIN FEATURES

- Powerful – suitable for gates weighing up to 2000kg
- Ruggedly-built to withstand even the harshest operating conditions
- Ready for any power outage with reliable battery-driven technology
- Simplified, streamlined installation thanks to SMART hardware
- Innovative theft and break-in protection
- Making lives easier with the friendly and intuitive MyCentsys Pro mobile app
  - Quick and easy commissioning guided by attractive visuals
  - Intelligent management of remote controls
  - Diagnostics and system health feedback
  - Customisable triggers for excellent flexibility

## TECHNICAL SPECIFICATIONS

| Technical Data   | D20-SMART  |                            |
|--|--|----------------------------|
| Input voltage  | 90V - 240V AC +/-10% @ 50Hz <sup>1</sup>                   |                            |
| Current consumption (Mains)  | 250mA  |                            |
| Battery charger current output                                       | 1.8A @ 27.4V +/-1%   |                            |
| Maximum number of operations per day                                 | 750 <sup>2,5</sup>   |                            |
| Duty cycle - Mains present <sup>2,3</sup>                            | 45%  |                            |
| Motor voltage  | 24V DC   |                            |
| Motor power supply   | Battery-driven (Standard Capacity - 2x 7.2Ah) <sup>3</sup> |                            |
| Current consumption (motor at rated load)                            | 9A   |                            |
| Input / Output sink currents (Max accessory current draw)            |  |                            |
| I/O 1-4  | 100mA (12/24V)   |                            |
| I/O 5 and 6  | 3A (12/24V) 10sec Pulse                                    |                            |
| Motor push force - starting  | 52kgf  |                            |
| Motor push force - rated   | 39kgf  |                            |
| Gate mass - maximum  | 2000kg   |                            |
| Gate length - maximum  | 25m  |                            |
| Gate speed (varies with load) <sup>2,5</sup>                         | Up to 18m/min <sup>3</sup>                                 |                            |
| Manual Override  | Lockable lever with key release                            |                            |
| Drive Pinion   | 13T Module 4   |                            |
| Operations in standby with 2x 7.2Ah batteries                        | Operating Mode   |                            |
|  | Power Saving<br>15m/min<br>20kgf                           | Normal<br>18m/min<br>20kgf |
|  | Half day <sup>2, 3, 4</sup>                                | 101                        |
| Full day <sup>2, 3, 4</sup>  | 80   | 45                         |
| Collision Sensing  | Electronic   |                            |
| Operating temperature range  | -15°C to +50°C   |                            |
| Onboard receiver type  | CENTURION rolling code (Keelog encryption) multichannel    |                            |
| Receiver code storage capacity                                       | 1500 Remotes <sup>6</sup>                                  |                            |
| Receiver frequency   | 433.92MHz  |                            |
| Degree of protection   | IP54   |                            |
| Mass of unit packed (with standard kit, but excl. rack and battery)  | 13kg   |                            |
| Packaging dimensions (with standard kit, but excl. rack and battery) | 350mm wide x 282mm deep x 470mm high                       |                            |

1. Can operate off a solar supply, consult your local dealer for assistance
2. Based on 25°C ambient temperature and unit not in direct sunlight
3. Based on a motor push force of less than 50% of rated (Starting and Running forces)
4. Gate opening and closing speeds can be configured to run slower depending on the requirements of individual installations
5. Can increase battery capacity for longer standby times
6. Based on 4m gate, excluding all accessories
7. Multiple buttons per remote can be used





## CABLING REQUIREMENTS

1. **D20 SMART:** 220V - 240V AC mains cable via double mains isolator switch (3 core LNE 1.5mm<sup>2</sup> SWA)<sup>1</sup>

### Optional Wiring (all cable is multi-stranded):

2. Intercom, cable from control box to dwelling (n1<sup>6</sup> + 6 core<sup>3</sup> 0.5mm<sup>2</sup> multi-stranded) or cable from control box to entry panel (n2<sup>6</sup> 0.5mm<sup>2</sup> multi-stranded)
  3. Infrared Safety Beams (3 core 0.5mm<sup>2</sup> multi-stranded)
  4. Access control device (3 core 0.5mm<sup>2</sup> multi-stranded<sup>4</sup>)
  5. Pedestrian keyswitch (2 core 0.5mm<sup>2</sup> multi-stranded) or
  6. Keypad (3 core 0.5mm<sup>2</sup> multi-stranded)
  7. External radio receiver (3 core 0.5mm<sup>2</sup> multi-stranded<sup>5</sup>)
  8. Pillar Lights (3 core LNE SWA<sup>2</sup>, size according to power requirements)
  9. Inductive loop detector for free-exit (1 core 0.5mm<sup>2</sup> multi-stranded - silicone-coated<sup>6</sup>)
1. Possibly increase cable thickness if Pillar Lights are to be installed
2. SWA - steel wire armoured. Type of cable must adhere to municipal bylaws and preferably be screened. Screening provides better protection against lightning - earth one end of the screening
3. Allows for all features such as Pedestrian Opening, Status LED, etc. to be operated from the intercom handset inside the dwelling
4. Number of cores and type of cable could vary depending on the brand of access control system being used
5. For optimum range an external radio receiver can be mounted on the wall
6. Number of cores required by the intercom

## OVERALL DIMENSIONS



# SMART POWER PACK



The 24VDC SMART PowerPack was developed to complement CENTURION 24V gate operators, and is ideal for busy sites that require a higher duty cycle than can be afforded by battery-driven operators, thanks to the fact that the SMART PowerPack can run a rated gate directly off of mains and, therefore, there is no need to ensure that the batteries have enough capacity to deal with the higher duty required on a busy site. The SMART Power Pack is also the perfect match for sites where battery backup is not a concern as the grid is either stable or there are solar or generator solutions in place to ensure that the power supply to the operator is uninterrupted.

For added flexibility, the SMART PowerPack has the option to use batteries for backup in cases where the mains supply is not stable. This allows for a higher duty cycle when mains is present, but also allows the gate to operate should there be an interruption in mains power.

The SMART PowerPack supports higher-capacity batteries, with the battery charge rate effortlessly configurable using the MyCentsys Pro mobile app. Additionally, the Power Pack boasts a built-in charger, obviating the need for purchasing an external unit, thereby saving on costs and adding to the convenience and efficiency offered by this power solution.





## SMART POWER PACK




The 24VDC SMART PowerPack was developed to complement CENTURION 24V gate operators, and is ideal for busy sites that require a higher duty cycle than can be afforded by battery-driven operators, thanks to the fact that the SMART PowerPack can run a rated gate directly off of mains and, therefore, there is no need to ensure that the batteries have enough capacity to deal with the higher duty required on a busy site. The SMART Power Pack is also the perfect match for sites where battery backup is not a concern as the grid is either stable or there are solar or generator solutions in place to ensure that the power supply to the operator is uninterrupted.

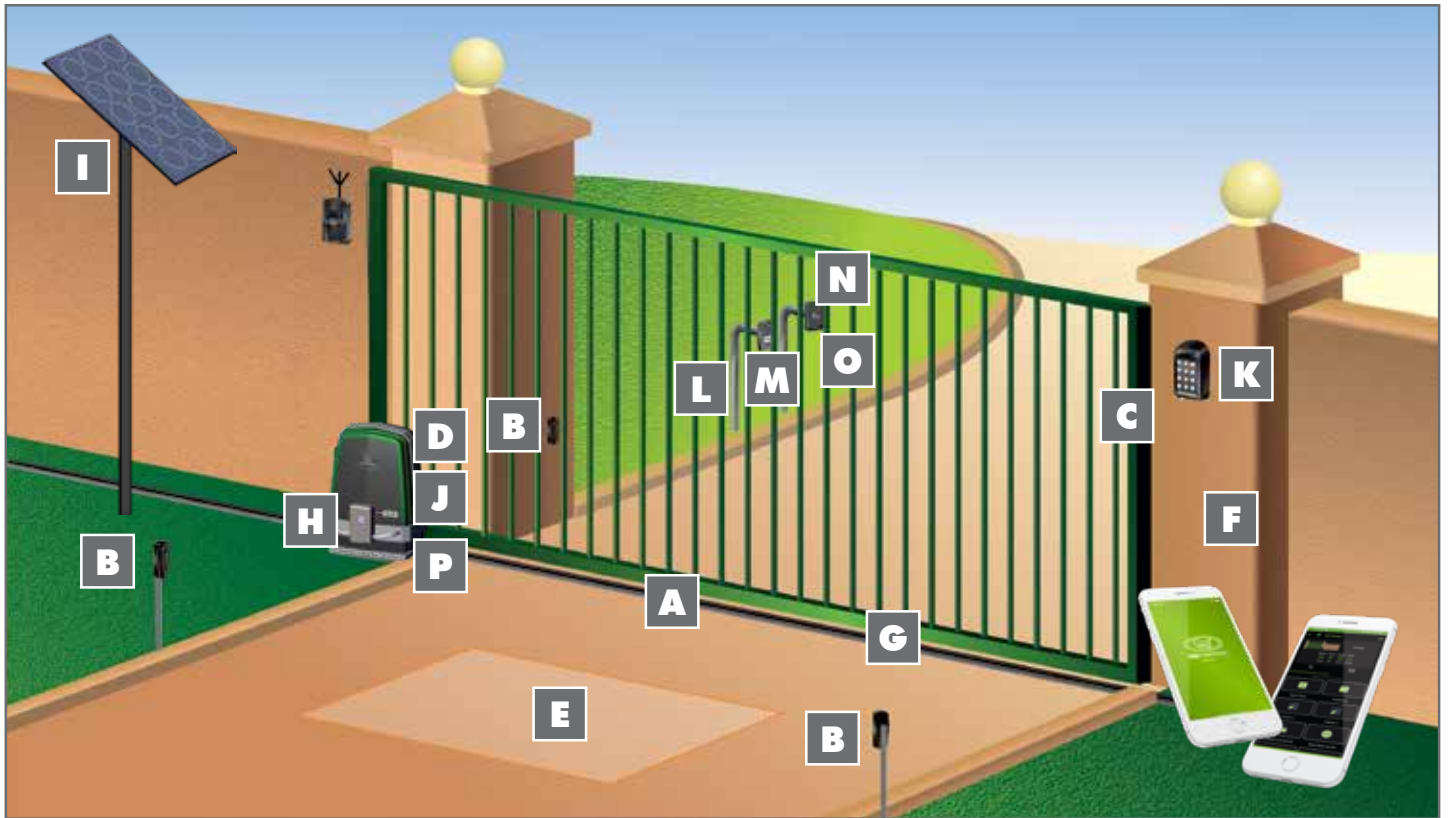
For added flexibility, the SMART PowerPack has the option to use batteries for backup in cases where the mains supply is not stable. This allows for a higher duty cycle when mains is present, but also allows the gate to operate should there be an interruption in mains power.

The SMART PowerPack supports higher-capacity batteries, with the battery charge rate effortlessly configurable using the MyCentsys Pro mobile app. Additionally, the Power Pack boasts a built-in charger, obviating the need for purchasing an external unit, thereby saving on costs and adding to the convenience and efficiency offered by this power solution.

# TECHNICAL SPECIFICATIONS

| Technical Data                       | SMART POWER PACK   |
|--------------------------------------|--|
| Input voltage                        | 220V - 240V AC 50/60Hz   |
| Current consumption (Mains)          | 2A peak  |
| Battery charger current output       | 7.5A @ 27.6V +/- 5% (207W) 18A peak (497W)                                 |
| Maximum number of operations per day | 2A, 3.5A, 5A or 7.5A (selectable via the MyCentsys Pro Mobile Application) |





**STEEL, NYLON RAZ OR NYLON ANGLE RACK**  
A variety of rack available in different lengths, for different strengths.



**CENTURION INFRARED SAFETY BEAMS**  
Always recommended on any gate or garage door automation installation to increase the safety of the automated system.



**P36 PASSIVE SENSITIVE EDGE**  
Passive sensitive edge provides additional protection against crushing.




**THEFT-RESISTANT CAGE**  
Retro-installable steel cage that increases the resistance of the operator against theft.



**FLUX SA LOOP DETECTOR**  
Allows free-exit of vehicles from the property (requires ground loop to be fitted).



**CENTURION NOVA TRANSMITTER**  
Incorporates ultra-secure code-hopping technology. Available in one-, two- and four-button variants.



#### WHEEL KITS

A variety of wheel kits are available from Centurion Systems.



#### G-ULTRA GSM DEVICE

The ultimate new GSM solution for monitoring and activating electrical appliances via your mobile phone.



#### SOLAR SUPPLY

Alternative means of powering the system with our 20, 40, 60, 80, 120 or 150 Watt panels.



#### WIZO-LINK MODULE

Wireless input-output module using mesh network technology creating fully-wireless connections between devices



#### SMARTGUARD or SMARTGUARDAIR KEYPAD

Cost-effective and versatile wired or wireless keypad, allowing access for pedestrians.



#### GOOSENECK

Steel pole for mounting intercom gate station or access control.



#### CENTURION INTERCOM SYSTEM

Allows visitors to communicate with people inside in order to gain access to the property.



#### G-SPEAK ULTRA

Allows you to answer your intercom from anywhere






1 D3 SMART



2 D5-EVO SMART



3 D6 SMART



SMART SERIES  
controller



CENTURION  
transmitter



1.3A 24V  
charger



7.2Ah  
battery



Passive Sensitive  
Edge



SMART SERIES  
foundation plate



Nylon/Steel/RAZ rack



Photon SMART wireless  
safety beams



SMART  
POWER PACK



4 D10 SMART



5 D10 TURBO SMART



6 D20 SMART

## SLIDING GATE OPERATOR KITS

**D3 SMART FULL KIT****1**Product Code: **D3SMARTFK\_NYLON2**

- **1 x D3 SMART operator including:**
  - 2 x 4 button CENTURION transmitters B
  - 1 x Foundation plate F
  - 1 x Controller A
  - 1 x 1.3A charger c
- 1 x 7.2A Battery D
- 4m x Nylon angle rack G

**D5-EVO SMART FULL KIT****2**Product Code: **D5-EVOSMARTFK\_RAZ1 / D5SMARTFK\_STEEL2 / SMARTFK\_NYLON2** 1 x **D-EVO SMART operator including:**

- 2 x 4 button CENTURION transmitters B
- 1 x Foundation plate F
- 1 x DX Controller A
- 1 x 24V 1.8A SM charger c
- 1 x 7.2A Battery D
- 4m x RAZ rack/Steel rack/Nylon angle rack

**D6 SMART FULL KIT****3**Product Code: **D6SMARTFK\_RAZ1 / D6SMARTFK\_STEEL2 / SMARTFK\_NYLON2**

- **1 x D6 SMART operator including:**
  - 2 x 4 button CENTURION transmitters B
  - 1 x Foundation plate F
  - 1 x Controller A
  - 1 x 1.3A charger c
- 2 x Battery D
- 4m x RAZ rack/Steel rack/Nylon angle rack G

**D10 SMART FULL KIT****4**Product Code: **D10SK\_CB\_STL1**

- **1 x D10 SMART operator including:**
  - 2 x 4 button CENTURION transmitters B
  - 1 x Foundation plate F
  - 1 x DX Controller A
  - 1 x 24V 1.8A SM charger c
- 2 x 7.2A Battery D
- 4m x Steel rack G

**D10 TURBO SMART FULL KIT****5**Product Code: **D10TSK\_CB\_STL1**

- **1 x D10 TURBO SMART operator including:**
  - 2 x 4 button CENTURION transmitters B
  - 1 x Foundation plate F
  - 1 x DX Controller A
  - 1 x 24V 1.8A SM charger c
- 2 x 7.2A Battery D
- 2 x PE beams H
- 2m Passive sensitive edge E
- 4m x Steel rack G

**D20 SMART FULL KIT****6**Product Code: **D20TSK\_CB\_STL1**

- **1 x D20 SMART operator including:**
  - 2 x 4 button CENTURION transmitters G
  - 1 x Foundation plate S
  - 1 x DX Controller A
  - 1 x 24V 1.8A SM charger N
- 2 x 7.2A Battery N
- 4m x Steel rack G





# SWING GATE OPERATORS

There is virtually no limit to the capabilities of our swing gate operators; combining industry-leading functionality, world-class reliability and ease of installation, Centurion Systems' swing gate operators truly are in a league of their own. We have even given special attention to aesthetic value, ensuring that your gate operator is as good-looking as it is dependable.





## SWING GATE OPERATOR QUICK SELECTION GUIDE

This quick selection guide will help you to select the perfect CENTURION for you or your client's swing gate by providing the differentiating features and key specifications of each.



|  | V-SMART 300   | V-SMART 400   | V-SMART 500   |
|--|---------------|---------------|---------------|
| <b>Input voltage</b>                                       | 90V - 240V AC | 90V - 240V AC | 90V - 240V AC |
| <b>Mains power required at gate</b>                        | ✓ / Solar     | ✓ / Solar     | ✓ / Solar     |
| <b>Gate mass – maximum</b>                                 | -             | -             | -             |
| <b>Gate speed – maximum<sup>3</sup></b>                    | -             | -             | -             |
| <b>Maximum gate leaf width for corresponding gate mass</b> | 2m - 500kg    | 2m - 500kg    | 2m - 750kg    |
|  | 4m - 200kg    | 4m - 200kg    | 4m - 310kg    |
| <b>Typical gate opening time</b>                           | <11.3 sec     | <14.3 sec     | <17.8 sec     |
| <b>Maximum daily operations</b>                            | 250           | 250           | 250           |
| <b>Duty cycle – mains present<sup>1</sup></b>              | -             | -             | -             |
| <b>Daily operations - maximum<sup>2</sup></b>              | 250           | 250           | 250           |
| <b>Interface type</b>                                      | Mobile app    | Mobile app    | Mobile app    |
| <b>Time-barring and automatic activation</b>               | ✓             | ✓             | ✓             |
| <b>Onboard multichannel receiver</b>                       | ✓             | ✓             | ✓             |

1. Based on a 25° ambient temperature and unit not in direct sunlight

2. Battery-driven typically using a 7Ah D-SERIES battery and a charger (battery can be upgraded for greater power failure autonomy – mounted separately). Solar power may also be used.

3. Gate opening and closing speeds can be configured to run slower depending on the requirements of individual installations



|  | <b>R6</b>     |
|--|---------------|
| <b>Input voltage <sup>1</sup></b>                          | 90V - 240V AC |
| <b>Maximum gate leaf width for corresponding gate mass</b> | 2m - 600kg    |
|  | 3.5m - 260kg  |
| <b>Typical gate opening time</b>                           | 17 sec        |
| <b>Maximum daily operations</b>                            | 250           |
| <b>Onboard multichannel receiver</b>                       | -             |
| <b>Interface type</b>                                      | LED-based     |
| <b>Automatic beam test</b>                                 | -             |

1. Can operate off a solar supply, consult Centurion Systems for assistance



## VANTAGE SMART LINEAR SWING GATE OPERATORS

The VANTAGE SMART linear swing gate motor, available in three models with actuation strokes of 300, 400mm and 500mm, respectively, has been designed to automate a wide variety of swing gates, from single or double light-domestic gates to heavy industrial double swing gates.

The fail-safe and fully-redundant Position and Collision Detection System has been designed and tested to set the standard in safety of operation and to provide an unparalleled level of reliability and durability in operation.

The gate Travel Limits are managed by a sealed opto-electronic system that has been designed not only to ensure ultra-reliable operation, but also to ensure precise position and trajectory control. This enables very accurate and reliable collision detection to ensure safe operation even under trying conditions.



## MAIN FEATURES

### Mechanical Features

- Interactive graphic user interface via a smartphone application
- Automated setup of gate endpoints (limits)
- Independently-adjustable motor speed in both opening and closing directions
- Fail-safe collision detection and auto-reverse (adjustable sensitivity)
- Smooth, adjustable start/stop (ramp-up/ramp-down)
- Multiple operational modes
- Selectable, adjustable Autoclose
- Pedestrian (partial) opening
- Positive Close Mode
- Supports up to three sets of Photon SMART Safety beams
- Independent safety inputs for opening and closing beams (wired)
- Automatic beam test for both opening and closing beams (wired)
- Advanced lightning/surge protection
- Onboard NOVA code-hopping radio receiver with full channel-mapping capability (1500 MyCentsys Remote users<sup>1</sup>)

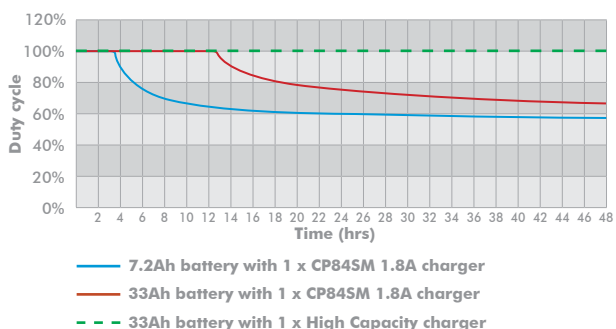
1. Multiple buttons per remote can be used.

## TECHNICAL SPECIFICATIONS

| Technical Data   | VANTAGE SMART 300                                     | VANTAGE SMART 400                             | VANTAGE SMART 500                            |
|--|---|---|--|
| Input voltage  | 220V AC $\pm 10\%$ , 50Hz                             | 220V AC $\pm 10\%$ , 50Hz                     | 220V AC $\pm 10\%$ , 50Hz                    |
| Motor voltage  | 12V DC  | 12V DC  | 12V DC                                       |
| Motor power supply <sup>2</sup>                          | Battery-driven (standard capacity - 7Ah) <sup>1</sup> |   |  |
| Battery charger <sup>1</sup>                             | CP84SM - 1.8A @ 13.7V                                 | CP84SM - 1.8A @ 13.7V                         | CP84SM - 1.8A @ 13.7V                        |
| Current consumption (mains)                              | 170mA   | 170mA   | 170mA  |
| Current consumption (motor at rated load)                | 3/13A   | 3/13A   | 3/13A  |
| Current consumption (quiescent load)                     | 70mA  | 70mA  | 70mA   |
| Operator push force - maximum                            | 220kgf  | 220kgf  | 220kgf                                       |
| Operator stroke  | 300mm   | 400mm   | 500mm  |
| Maximum leaf width for corresponding to gate mass        | 2m/500kg  | 2m/500kg                                      | 2m/750kg                                     |
|  | 4m/200kg  | 4m/200kg                                      | 4m/310kg                                     |
| Gate opening time - typical <sup>3</sup>                 | 11 sec  | 14.3 sec                                      | 17.8 sec                                     |
| Maximum daily cycle                                      | 250 cycle/day   | 250 cycle/day                                 | 250 cycle/day                                |
| Design life  | 150 000 cycles  | 150 000 cycles                                | 150 000 cycles                               |
| Duty cycle - Mains present <sup>5 6</sup>                | 50%   | 50%   | 50%  |
| Operations in standby with standard battery <sup>7</sup> |   |   |  |
| Half day   | 70  |   |  |
| Full day   | 58  |   |  |
| Collision sensing  | Electronic  | Electronic                                    | Electronic                                   |
| Operating temperature                                    | -15°C to +50°C  | -15°C to +50°C                                | -15°C to +50°C                               |
| Degree of protection                                     | IP55  | IP55  | IP55   |
| Controller incorporated                                  | V-Series in separate wallbox                          | V-Series in separate wallbox                  | V-Series in separate wallbox                 |
| Onboard receiver type                                    | NOVA code-hopping onboard, multichannel               |   |  |
| Receiver frequency                                       | 433.92MHz   | 433.92MHz                                     | 433.92MHz                                    |
| Receiver code storage capacity                           | 60 transmitter buttons                                | 60 transmitter buttons                        | 60 transmitter buttons                       |
| Mass of unit packed                                      |   |   |  |
| Single kit   | 8kg   | 8.5kg   | 9kg  |
| Double kit   | 13kg  | 14kg  | 15kg   |
| Packaging dimensions                                     |   |   |  |
| Single kit <sup>8</sup>                                  | Length: 1125mm x Width: 335mm x Height: 270mm         | Length: 1125mm x Width: 335mm x Height: 270mm | Width: 1105mm x Width: 335mm x Height: 270mm |
| Double kit <sup>9</sup>                                  | Width: 1105mm x Width: 335mm x Height: 270mm          | Width: 1105mm x Width: 335mm x Height: 270mm  | Width: 1105mm x Width: 335mm x Height: 270mm |

1. Can increase battery capacity for longer standby times.
2. Can operate off a solar supply, consult your reseller for assistance.
3. Assumes a full stroke of operator is used on a level gate with no wind.
4. Each operator comes with a unique set of keys.
5. Based on 25°C ambient temperature and unit not in direct sunlight.
6. Based on an operator push force of less than 50% of rated.
7. Based on double kit excluding Infrared Safety Beams.
8. Single kit contains one operator and Wall Box.
9. Double kit contains two operators and one Wall Box.

VANTAGE SMART single operator duty cycle as a function of operating time







## CABLING REQUIREMENTS


1. 90V / 220V - 240V AC mains cable via mains isolator switch<sup>1</sup> (3 core LNE 1,5mm<sup>2</sup> SWA)<sup>2</sup>, or low-voltage 15V - 19V AC cable via transformer in dwelling (3 core LNE 1.5mm<sup>2</sup> Surfex)<sup>3</sup>
2. Master Motor (MTR M) or Slave Motor (MTR S) cable (minimum, 2 core 2mm<sup>2</sup> + 4 core 0,5mm<sup>2</sup> multi-stranded) see note<sup>6</sup>

### Optional Wiring (all cable is multi-stranded):

3. Intercom, cable from control box to dwelling (n1<sup>7</sup> + 6 core<sup>4</sup> 0.5mm<sup>2</sup> multi-stranded) or cable from control box to entry panel (n2<sup>7</sup> 0.5mm<sup>2</sup> multi-stranded)
4. Radio receiver cable (3 core 0,5mm<sup>2</sup> multi-stranded, optional)<sup>5</sup>
5. Pedestrian Keyswitch (2 core 0,5mm<sup>2</sup> multi-stranded) or optional keypad (3 core 0,5mm<sup>2</sup> multi-stranded)
6. Infrared Safety Beams or safety edge (3 core 0,5mm<sup>2</sup> multi-stranded or 4 core 0.5mm<sup>2</sup> for CE compliance)
7. Intercom cable (n2 + 2 core 0,5mm<sup>2</sup> multi-stranded) to gate station
8. Electric lock (2 core 1.5mm<sup>2</sup>)
9. Pillar Light cable (3 core LNE SWA), size according to power regulations)
10. Inductive loop detector for free-exit (1 core 0.5mm<sup>2</sup> multi-stranded - silicone-coated)

1. Mains isolator must be fitted less than 1m from controller
2. Increase cable thickness if Pillar Lights are to be installed
3. Screened cable is always recommended to provide better protection against lightning - earth one end of screening
4. Domestic charger only
5. For optimum range an external receiver can be mounted on the wall
6. CENTURION has available custom **VANTAGE SMART** cable order reference: CABLEVEC68
7. Number of cores required by the intercom

**VANTAGE SMART 400: 1370mm extended**  
**VANTAGE SMART 500: 1570mm extended**





## SWING GATE OPERATOR ACCESSORIES



### CENTURION INFRARED SAFETY BEAMS

Always recommended on any gate automation installation to increase the safety of the automated system.



### FLUX SA LOOP DETECTOR

Allows free-exit of vehicles from the property (requires ground loop to be fitted).



### SOLAR SUPPLY

Alternative means of powering the system with our 20, 40, 60, 80, 120 or 150 Watt panels.



### CENTURION NOVA TRANSMITTER

Incorporates ultra-secure code-hopping technology. Available in one-, two-, three- and four-button variants.



### G-ULTRA GSM DEVICE

The ultimate new GSM solution for monitoring and activating electrical appliances via your mobile phone.



### SMARTGUARD or SMARTGUARDair KEYPAD

Cost-effective and versatile wired or wireless keypad, allowing access for pedestrians.



G

#### **CENTURION INTERCOM SYSTEM**

Allows visitors to communicate with people inside in order to gain access to the property.



H

#### **G-SPEAK ULTRA**

Allows you to answer your intercom from anywhere.



I

#### **V-SERIES CONTROL BOX**

A fully weatherproof wallmounted enclosure for the operator's controller electronics



J

#### **GOOSENECK**

Steel pole for mounting intercom gate station or access control.



K

#### **V-SERIES CABLE**

Cable has been optimised for the V-SERIES range of swing gate operators to provide reliable operation time and time again.

## SWING GATE OPERATOR KITS

### SINGLE VANTAGE SMART 300, 400 or 500 KIT

Product Code: **VAN4KITSLIND** or **VAN5KITSLIND**

- **1 x VANTAGE SMART operator including:**
  - Mounting hardware **K**
- **1 x Wallbox including: c**
  - 1 x Mains isolator
  - 1 x 2A Switch Mode charger **G**
  - 1 x V-Series Controller **A**
- 1 x 7Ah battery **H**
- 1 x Battery housing **J**
- 2 x 4 button CENTURION transmitters **c**

### DOUBLE VANTAGE SMART 300, 400 or 500 KIT

Product Code: **VAN4KITDLIND** or **VAN5KITDLIND**

- **2 x VANTAGE SMART operators including:**
  - Mounting hardware **K**
- **1 x Wallbox including: B**
  - 1 x Mains isolator
  - 1 x 2A Switch Mode charger **G**
  - 1 x V-Series Controller **A**
- 1 x 7Ah battery **H**
- 1 x Battery housing **J**
- 2 x 4 button CENTURION transmitters **D**





1 VANTAGE SMART



V-SERIES  
controller

A



V-SERIES  
wallbox kit

B



CENTURION  
NOVA transmitter

C



CP13E 24V  
charger

D



800mA charger

E



2A Switch Mode  
charger

F



7Ah  
battery

G



33Ah  
battery

H



Battery  
housing

I



V-SERIES mounting  
hardware

J



## R6 SWING GATE OPERATORS

The R6 is a gate motor of obvious distinction that you'll be proud to own. Its velvety movement is visual poetry and makes the R6 the latest word in comfort that will not only be a striking addition to your swing gate, but offers stalwart security, convenience and reliability.

And it's built strong, too! Our proven techniques combined with superior engineering and the most robust and durable materials ensures that the R6 is a long-term companion for your swing gate and a formidable access automation solution for your home. The R6 is not only polished and refined, but it's your assurance of peace of mind.



## MAIN FEATURES

### Main Features

- Making lives easier- It's a rotary motor that turns difficult limit procedures on its head! Ingeniously designed and conceived to be intuitive and userfriendly, setting the R6 for precise, pinpoint stopping just couldn't be easier.
- The ultimate in security- The R6's rapid opening and closing help to ensure that you get into your property safely and securely. If you're worried about someone sneaking in behind you, use the Beam Autoclose feature to set your gates to automatically close the moment you have driven in and ruin any criminal's day.
- Smooth and reliable- The sinusoidal motion of the R6 ensures that your gate smoothly accelerates then gradually comes to a gentle stop. Beyond just looking more professional, this fluid movement actually prolongs the lifespan of the motor. No shock-loading means the R6 will serve you for many years to come.
- Upgrade to the best- The innovative mechanical design of the R6 means it can effortlessly and seamlessly be retrofitted to replace old motors
- Uninterrupted operation- The R6 boasts our time-proven battery backup, so you can always get in and out - even when the power is out.
- Safe and quiet functioning- The R6's geared DC motor is very hush-hush and won't disturb the tranquillity. In addition, sensitive collision detection technology means that your gates can always be operated in complete safety.
- So versatile- We've ensured that the R6 offers the highest level of flexibility and can be adapted to a host of different sites.

|   |  |             |             |             |
|---|--|-------------|-------------|-------------|
|   | R6   |             |             |             |
| Input voltage   | 90V - 240V AC +/-10% @ 50Hz1   |             |             |             |
| Motor voltage   | 12V DC   |             |             |             |
| Current Consumption (mains)<br>CP13E<br>CP84SM                                  | 80mA<br>170mA  |             |             |             |
| Maximum DC Current Draw   | 16A  |             |             |             |
| Maximum Output Torque<br>Standard-torque operator<br>High-torque operator       | 300Nm<br>390Nm   |             |             |             |
| Power Supply3<br>Domestic<br>Light-industrial<br>Industrial                     | 0.8A CP13E, 7.2Ah Battery<br>1.8A CP84SM, 7.2Ah Battery<br>1.8A CP84SM, 33Ah Battery |             |             |             |
| Maximum Daily Operations  | Mains present  |             | Back-up²    |             |
|   | Double leaf  | Single leaf | Double leaf | Single leaf |
|   | 20   | 30          | 20          | 30          |
|   | 250  | 250         | 40          | 60          |
| Domestic  | 250  | 250         | 250         | 250         |
| Light-industrial  |  |             |             |             |
| Industrial  |  |             |             |             |
| Maximum Daily Continuous Operations   | Mains present  |             |             |             |
|   | Double leaf  |             | Single leaf |             |
|   | 20   |             | 30          |             |
|   | 50   |             | 50          |             |
| Domestic  | 100  |             | 100         |             |
| Light-industrial  |  |             |             |             |
| Industrial  |  |             |             |             |
| Typical Gate Operating Time<br>Standard-torque operator<br>High-torque operator | 12s<br>15s   |             |             |             |
| Mass of Motor Kit4<br>(excluding pedestal or wall bracket)                      | 15kg   |             |             |             |
| Collision Sensitivity   | Electronic - Adjustable  |             |             |             |
| Temperature Range   | -15°C to +50°C   |             |             |             |
| Housing Protection  | IP55   |             |             |             |

1: Can operate off a solar supply, please consult Centurion Systems (Pty) Ltd for assistance.

2: These values are based on fully charged batteries, derate accordingly based on connected ancillaries.

3: Choose appropriate variation based on site requirements.

4: The weight of an operator kit (regardless of Master or Slave).

## GATE SPECIFICATIONS

| R6 Standard-Torque Operator                                  |     |      |      |                |                  |                |                  |                | R6 High-Torque Operator                                      |       |      |      |                |                  |                |                  |                |
|--|-----|------|------|----------------|------------------|----------------|------------------|----------------|--|-------|------|------|----------------|------------------|----------------|------------------|----------------|
| <b>Gate Length (m)</b>                                       | 1.5 | 2    | 2.5  | 3 <sup>2</sup> | 3.5 <sup>2</sup> | 4 <sup>2</sup> | 4.5 <sup>2</sup> | 5 <sup>2</sup> | <b>Gate Length (m)</b>                                       | 1.5   | 2    | 2.5  | 3 <sup>2</sup> | 3.5 <sup>2</sup> | 4 <sup>2</sup> | 4.5 <sup>2</sup> | 5 <sup>2</sup> |
| <b>Gate Height (m)</b>                                       | 1.8 | 1.8  | 1.8  | 1.8            | 1.8              | 1.8            | 1.8              | 1.8            | <b>Gate Height (m)</b>                                       | 1.8   | 1.8  | 1.8  | 1.8            | 1.8              | 1.8            | 1.8              | 1.8            |
| <b>Max Mass (Kg)</b>   | 500 | 500  | 480  | 330            | 240              | 185            | 145              | 120            | <b>Max Mass (Kg)</b>   | 750   | 750  | 620  | 430            | 315              | 240            | 190              | 155            |
| <b>Allowable Wind Speed For 25% Clad (Km/h)<sup>1</sup></b>  | 114 | 84.7 | 67.3 | 56.9           | 49.2             | 43.2           | 38.6             | 34.8           | <b>Allowable Wind Speed For 25% Clad (Km/h)<sup>1</sup></b>  | 128.4 | 95   | 76.3 | 64.6           | 55.9             | 49.2           | 43.9             | 39.6           |
| <b>Allowable Wind Speed For 100% Clad (Km/h)<sup>1</sup></b> | 57  | 42.4 | 33.6 | 28.5           | 24.6             | 21.6           | 19.3             | 17.4           | <b>Allowable Wind Speed For 100% Clad (Km/h)<sup>1</sup></b> | 64.2  | 47.5 | 38.1 | 32.3           | 27.9             | 24.6           | 21.9             | 19.8           |

1: No wind opening time ~ 12s. Gate opening and closing times will increase as wind speed increases.

2: Fit an electric gate lock if the leaf width is greater than 3 metres.

1: No wind opening time ~ 15s. Gate opening and closing times will increase as wind speed increases.

2: Fit an electric gate lock if the leaf width is greater than 3 metres.






## CABLING REQUIREMENTS

1. 90V / 220V - 240V AC mains cable via mains isolator switch<sup>1</sup> (3 core LNE 1,5mm<sup>2</sup> SWA)<sup>1,2</sup>, or low-voltage 15V - 19V AC cable via transformer in dwelling (3 core LNE 1.5mm<sup>2</sup> Surfix)<sup>6</sup>
2. Master Motor (MTR M) or Slave Motor (MTR S) cable (minimum, 2 core 2mm<sup>2</sup> + 4 core 0,5mm<sup>2</sup> multi-stranded)<sup>6</sup>

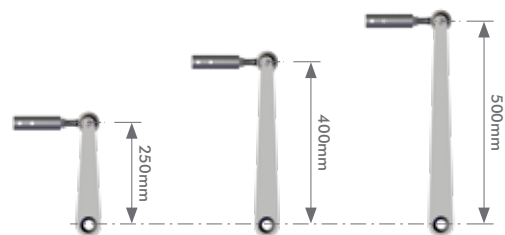
### Optional Wiring (all cable is multi-stranded):

3. Radio receiver cable (3 core 0,5mm<sup>2</sup> multi-stranded, optional)<sup>4</sup>
  4. Pedestrian Keyswitch (2 core 0,5mm<sup>2</sup> multi-stranded) or optional keypad (3 core 0,5mm<sup>2</sup> multi-stranded)
  5. Infrared Safety Beams or safety edge (3 core 0,5mm<sup>2</sup> multi-stranded or 4 core 0.5mm<sup>2</sup> for CE compliance)
  6. Intercom cable (n2<sup>5</sup> + 2 core 0,5mm<sup>2</sup> multi-stranded) to gate station
  7. Electric lock (2 core 1.5mm<sup>2</sup>)
  8. Pillar Light cable (3 core LNE SWA), size according to power regulations)
  9. Inductive loop detector for free-exit (1 core 0.5mm<sup>2</sup> multi-stranded - silicone-coated)
1. Mains isolator must be fitted less than 1m from controlle
  2. Possibly increase cable thickness if Pillar Lights are to be installed
  3. Type of cable must adhere to municipal bylaws and preferably be screened. Screening provides better protection against lightning - earth one end of the screening
  4. For optimum range an external radio receiver can be mounted on the wall
  5. Number of cores required by the intercom
  6. Screened cable is always recommended to provide better protection against lightning. Earth one end of screening

## OVERALL DIMENSIONS



## DRIVE ARMS<sup>1</sup>



1: Choose appropriate variation based on site requirements.





## R6 SWING

# INTRODUCING THE R6 ROTARY SWING GATE MOTOR: AN OPERATOR THAT'S A SWING ABOVE THE REST

Because access gates are intended to serve a specific purpose and need to be suited to the environment, application and architectural context of their installation, it stands to reason that gates come in a variety of different shapes and sizes. While gates can be divided into two broad categories – namely swing and sliding – there are further factors that may influence the profile and orientation of your gate and, by extension, the type of operator needed to automate it.

For the purpose of this article, we'll be focusing specifically on swing gates because, as you'll find out, swing gates generally have certain nuances and characteristics that will determine your choice of automation system. If this is something you'd like to learn more about – as well as how our latest cutting-edge tech can help solve your swing gate automation needs – read on!

Choosing the right gate operator for your specific gate is crucial, as it determines the gate's functionality, security, and overall performance. Factors such as the size and weight of the gate, the frequency of use, and the architectural environment of the gate's installation all play a role in determining the appropriate operator. For swing gates, there are two primary types of operators: linear and rotary. The choice of operator will depend on the specific profile of the gate. While linear operators are suitable for some gates, rotary operators provide a more specialised solution for other gates.

The upshot of this division is that you need to give careful consideration to what sort of technology will provide the best reliability for your gate and, for rotary configurations, the newly-launched R6 is a stalwart solution for the ultimate in security, convenience and peace of mind.

The R6 is a gate motor of obvious distinction that you'll be proud to own. Its velvety movement is visual poetry and makes the R6 the latest word in comfort that will not only be a striking addition to your swing gate, but offers stalwart security, convenience and reliability.

And it's built strong, too! Our proven techniques combined with superior engineering and the most robust and durable materials ensure that the R6 is a long-term companion for your swing gate and a formidable access automation solution for your home.

With innovative built-in safety and security features, the R6 is not only polished and refined, but it's your assurance of peace of mind.

Here are some additional features that make the R6 a swing above the rest:

- The ultimate in security with a solidly-built internal locking mechanism and rapid opening and closing
- Fluid sinusoidal motion – looks more professional and prolongs the lifespan of the motor
- Ready for any power outage with time-proven battery backup
- Safe and quiet functioning
- Easy to upgrade to the latest and best – can be retrofitted to existing R3, R5 and MaxiMate sites

Choose the rotary swing gate motor that's a swing above the rest – get your R6 today from your nearest CENTURION branch and leading security outlets nationwide.

CENTURION: making lives easier.



## SWING GATE OPERATOR ACCESSORIES



### CENTURION INFRARED SAFETY BEAMS

Always recommended on any gate automation installation to increase the safety of the automated system.



### FLUX SA LOOP DETECTOR

Allows free-exit of vehicles from the property (requires ground loop to be fitted).



### SOLAR SUPPLY

Alternative means of powering the system with our 20, 40, 60, 80, 120 or 150 Watt panels.



### CENTURION NOVA TRANSMITTER

Incorporates ultra-secure code-hopping technology. Available in one-, two- and four-button variants.



### G-ULTRA GSM DEVICE

The ultimate new GSM solution for monitoring and activating electrical appliances via your mobile phone.



### SMARTGUARD or SMARTGUARDAIR KEYPAD

Cost-effective and versatile wired or wireless keypad, allowing access for pedestrians.

**CENTURION INTERCOM SYSTEM**

Allows visitors to communicate with people inside in order to gain access to the property.

---

**G-SPEAK ULTRA**

Allows you to answer your intercom from anywhere.

---

**CP77 CONTROL BOX**

A fully weatherproof wallmounted enclosure for the operator's controller electronics

---

**GOOSENECK**

Steel pole for mounting intercom gate station or access control.

---

**V-SERIES CABLE**

Cable has been optimised for the V-SERIES range of swing gate operators to provide reliable operation time and time again.

## SWING GATE OPERATOR KITS

### SINGLE R6 PEDESTAL/WALL-MOUNT KIT 1

Product Code: Pedestal: R611PV1, Wall: R611WV1

- **1 x R6 operator including:**
  - 1 x 2A Switch Mode charger D
  - 1 x Controller A
  - 1 x 7Ah/33Ah battery E/F
- Mounting hardware H
- 1 x Separate battery housing G
- 1 x Drive arms I

### DOUBLE R6 PEDESTAL/WALL-MOUNT KIT 1

Product Code: Pedestal: R621PV1, Wall: R621WV1

- **2 x R6 operators including:**
  - 2 x 2A Switch Mode charger D
  - 2 x Controller A
  - 2 x 7Ah/33Ah battery E/F
- Mounting hardware H
- 1 x Separate battery housing G
- 2 x Drive arms I





1 R6



A

CP77 24V  
controller



B

CP77  
wallbox kit



C

CENTURION  
NOVA transmitter



D

CP13E 24V  
charger



E

7Ah  
battery



F

33Ah  
battery



G

Battery  
housing



H

R6 mounting  
hardware



I

R6  
Drive arms



A photograph of a modern white house with a large tree in the foreground and a green lawn. The house has a white exterior and a large window. The tree is large and has a thick trunk. The lawn is green and well-maintained. A concrete driveway is visible in the foreground.

# **GARAGE DOOR OPERATORS**

Centurion Systems offers automation solutions for all the major garage door types, including tip-up, sectional and roll-up. Our garage door operators are whisper-quiet, easy to install and, above all else, supremely reliable.



## SDO4 SMART GARAGE DOOR OPERATOR

Choose the garage door motor that gives you more security and more reliability than any other product on the market. Its ingenious design doesn't just make life easier for the installer, but makes for a truly premium experience thanks to its smooth, whisper-quiet movement. This innovative operator also boasts our award-winning SMART technology and is jam-packed with cutting edge features for the ultimate in functionality and flexibility.



### MAIN FEATURES

- Whisper-quiet movement thanks to belt-driven drive mechanism
- Reliable battery-driven technology
- The easiest garage door motor to install
- Clever and commanding with a powerful DC motor complemented by the most sophisticated technology
- Innovative vibration sensor guards against tampering, break-ins and forced openings
- Making lives easier with the friendly and intuitive MyCentsys Pro mobile app
  - Quick and easy commissioning guided by attractive visuals
  - Intelligent management of remote controls
  - Diagnostics and system health feedback
  - Customisable triggers for excellent flexibility



## TECHNICAL SPECIFICATIONS

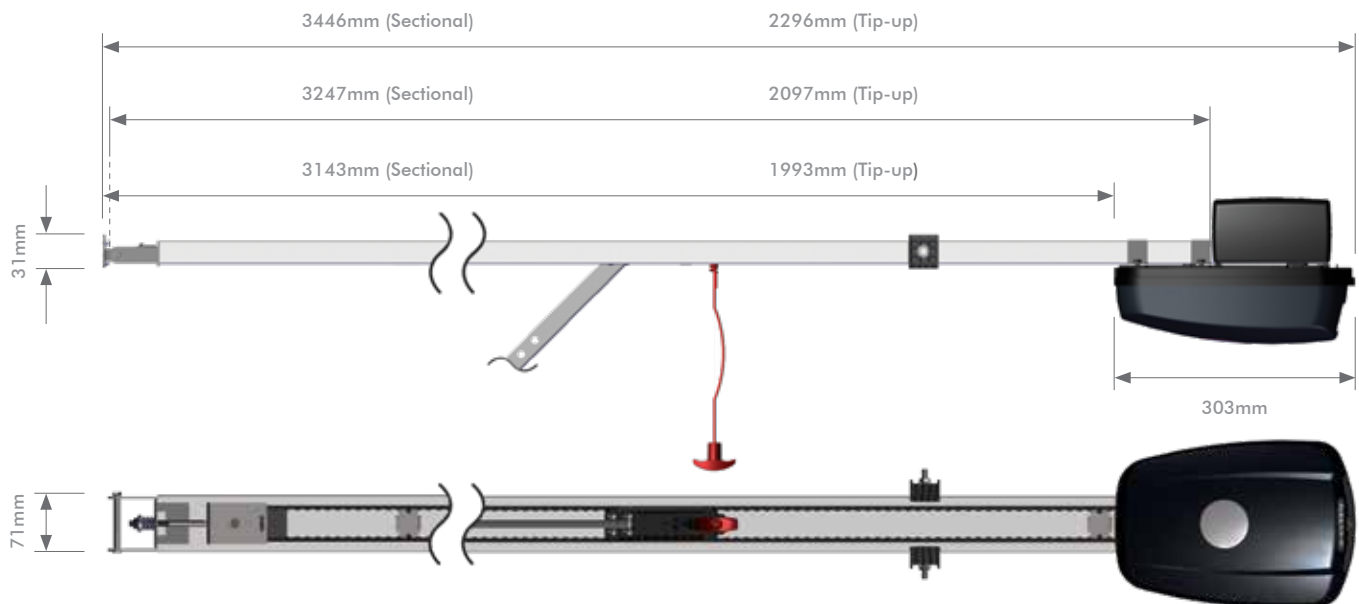
| Technical Data                             | T10  | T12              |
|--|--|------------------|
| Input voltage                              | 230V AC +/-10% @ 50/60Hz <sup>1</sup>  |                  |
| Motor voltage <sup>1</sup>                 | 24V DC   |                  |
| Motor power supply - rated <sup>2</sup>    | 80W DC   | 100W DC          |
| Motor supply                               | Battery supply 2 x 3.4Ah 12V DC  |                  |
| Maximum door width                         | 6.5 metres   |                  |
| Maximum door area                          | 12 Square meters   | 15 Square meters |
| Maximum push/pull force                    | 40kgf  | 50kgf            |
| Maximum lifting capacity                   | 1000N  | 1200N            |
| Operations in standby mode                 | Up to 90 dependent on door size, weight, height and duration of power failure / condition of batteries |                  |
| Maximum operator travel speed <sup>3</sup> | 9m/min   |                  |
| Door travel adjustment                     | Physical end-stops (Automatic limit set)   |                  |
| Safety obstruction force system            | Built-in menu  |                  |
| Light                                      | LED 2W   |                  |
| Autoclose <sup>2</sup>                     | Menu Selectable  |                  |
| Infrared safety beams                      | Menu Selectable (Optional but recommended)   |                  |
| Onboard receiver type                      | Code-hopping single channel  |                  |
| Receiver code storage capacity             | 20x 4-Button Transmitters  |                  |
| Receiver frequency                         | 433.92Mhz  |                  |

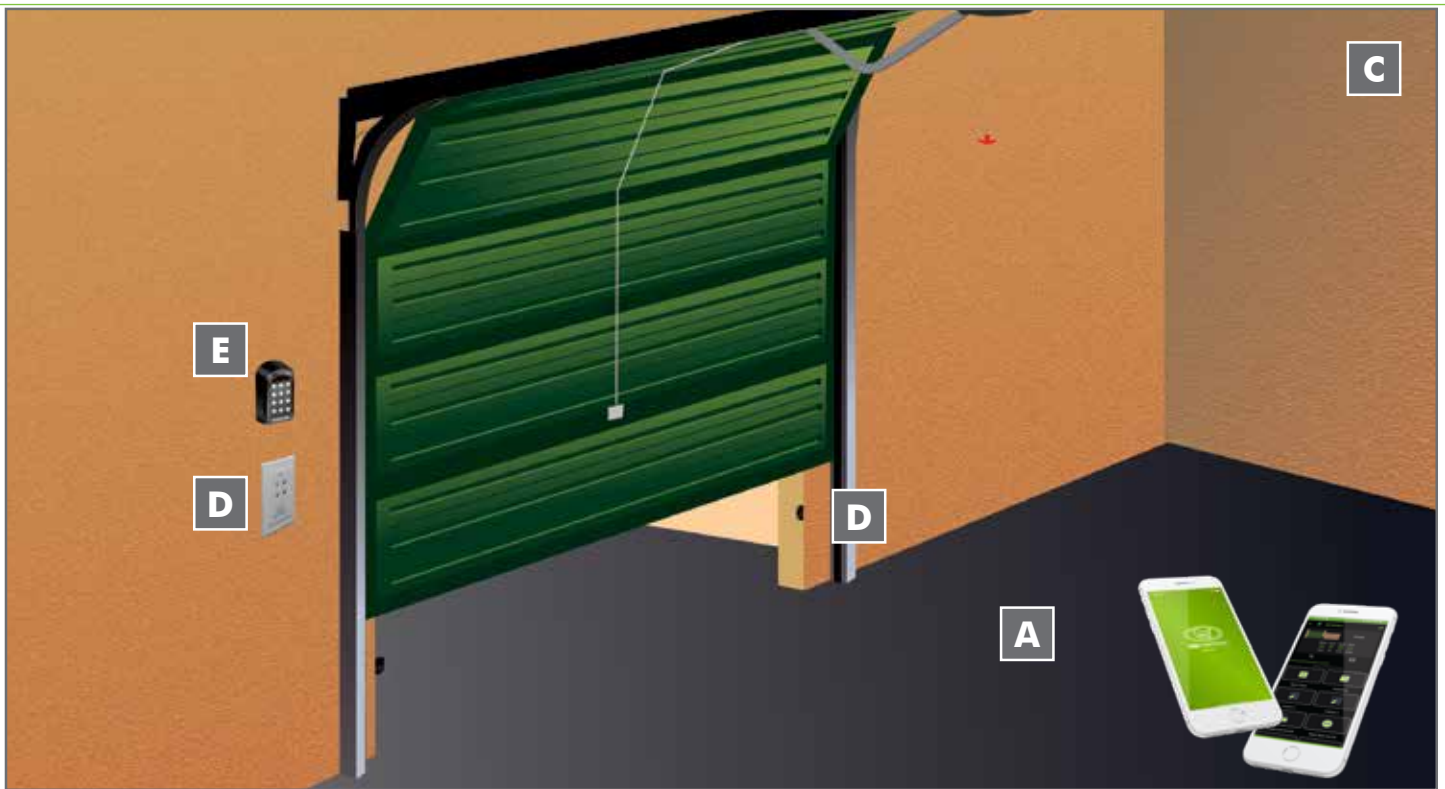
1. Can operate off a solar supply, consult Centurion Systems for assistance

2. Can increase battery capacity for longer standby times

3. Speed varies with load

## OVERALL DIMENSIONS





**A**

#### **CENTURION TRANSMITTERS**

Available in one-, two- and four-button variants. Incorporates ultra-secure code-hopping encryption (two four-button transmitters are included with each SDO4 kit)



**B**

#### **CENTURION INFRARED SAFETY BEAMS**

Always recommended on any gate automation installation to increase the safety of the automated system.



**C**

#### **WIZO-LINK MODULE**

Wireless input-output module using mesh network technology creating fully-wireless connections between devices



**D**

#### **WIRELESS WALL SWITCH**

The four-button Wireless Wall Switch can operate the door, turn on the light and activate Holiday Lockout all without running any unsightly wires (Only included with T12 model)



**E**

#### **SMARTGUARD OR SMARTGUARDair KEYPAD**

Cost-effective and versatile wired and wireless keypads, allowing access to pedestrians



## 8 GREAT REASONS TO GET THE SDO4 SMART

In the 1960s, Canadian philosopher Marshall McLuhan developed a theoretical framework for understanding media in terms not only of its contents, but also its characteristics, which he expressed through the phrase “the medium is the message”. McLuhan’s pioneering work in the field of media studies enables us to see human artefacts in the context of the role that they fulfil in society. Notably, McLuhan also advanced a hypothesis that the objects we create become extensions of ourselves, for example the wheel being an extension of the foot, the book being an extension of the eye, et cetera.

This anthropomorphisation and externalisation are certainly evident in architecture and how we use space to portray intrinsic human characteristics, with the use of home space being a prime example as it embodies the emotions, such as safety, security and comfort that we experience in inhabiting this space as well as reflecting who we are. As Alexia Mercieca puts it: “[it] is the human element that makes the building what it is, gives it a use, sets a scale and defines its use in society”.

Another perspective to consider when thinking about homes is denotative and connotative meaning, i.e. the meaning that we ascribe to the word. There is the standard, dictionary definition of some sort of building for human habitation but, on an emotional level, home is a place that we equate with concepts such as family, memories and peace of mind.

With the garage being an extension of your home and your home being an extension of you, make sure that your garage door gives you the very best security and convenience by choosing the all-new SDO4 SMART garage door motor for tip-up and sectional doors.

Here’s why:

### **Smooth and silent movement**

Who says you have to be loud to make a statement? With such silent movement, the SDO4 SMART exudes elegance and sophistication and makes for an automated garage door that will be music to your ears.

### **Reliability**

The SDO4 SMART doesn’t cut any corners when it comes to your peace of mind and is ruggedly-built for daily use. The combination of a structurally solid body and the most innovative technology incorporating state-of-the-art motor control circuitry for unflinching accuracy makes the SDO4 SMART the last garage door motor you’ll ever have to buy.

Not only does the SDO4 SMART deliver the highest level of reliability thanks to its high-performance design, but the SMART controller actively monitors system health and provides intelligent diagnostic feedback that your installer can easily access using an intuitive and user-friendly mobile app.

### **Safety**

You’ll rest easier with the SDO SMART garage door motor. With built-in safety features and cutting edge, time-proven obstruction detection technology that immediately stops and reverses the

door, the SDO SMART guards against mishaps and ensures that the door can be operated in absolute safety.

In addition, the SDO4 SMART is compatible with our new Photon SMART fully wireless infrared safety beams. The beams install in minutes, and combine the best features of our SDO4 SMART garage door motor with the power of wireless technology to give you a safe garage door in no time at all.

### **Security**

Utilising an integrated vibration sensor, this ever-vigilant garage door operator is your defence against tampering and forced openings, alerting you via the alarm output to any would-be criminals trying their luck with your garage door. It’s security made SMART!

### **Adjustable speed\***

With the SDO4 SMART, you choose the speed. Fine-tune and customise your experience to match your preferences and master your garage door with the ultimate in control. Whether you want your door to open and close quickly for maximum security, or you prefer more tempered movement, the SDO4 SMART gets it just right.

### **Powerful**

Give your garage door the gift of lift! With boosted performance thanks to its powerful DC motor, the SDO4 SMART garage door motor is as commanding as it’s clever. This hard-driving, souped-up machine boasts an incredible 1000 Newton lifting capacity (1200N for the T12), which means that it’s not only strong enough to lift wide, heavy doors, but it’s faster, more reliable and much smoother than any other garage door motor in its class.

### **Flexibility**

Equipped to tip and exceptional for sectional, the new SDO4 garage door motor offers the ultimate in versatility. Choose between two options – the SDO4 is easily adapted to suit your needs. Whatever your garage door type, this innovative and intelligent operator is optimised for the exact application, giving you the highest level of comfort and reliability.

The SDO4 SMART also boasts a wide range of customising options. Thanks to programmable channels, you control every aspect of your garage door with more choice and more freedom than ever before. Added to that, you can now control an external courtesy light while also having the option of using one of the IOs to indicate a tamper alarm.

### **Battery backup**

It’s time to show load-shedding the door – literally! The SDO4 SMART is the always-on solution for garage doors that shrugs off the rolling power outages that has been causing so much frustration the past month or so. With extended battery backup, you won’t have to give up your comfort, security and convenience when the lights go out.

\*When configured for a tip-up door



## RDO II GARAGE DOOR OPERATOR

Introducing our state-of-the-art RDO II roll-up garage door motor. Powered by a high-torque 24V DC motor, it operates with a level of quiet sophistication that may prompt you to visually confirm its motion. Even in the event of a power outage, the RDO II stands resilient, thanks to its dependable battery-driven technology ensuring uninterrupted operation. Safety and security are paramount in every operation. The RDO II incorporates CENTURION's cutting-edge code-hopping remote controls and features an anti-crushing sensitivity mechanism, providing a comprehensive safeguard for your peace of mind



### MAIN FEATURES

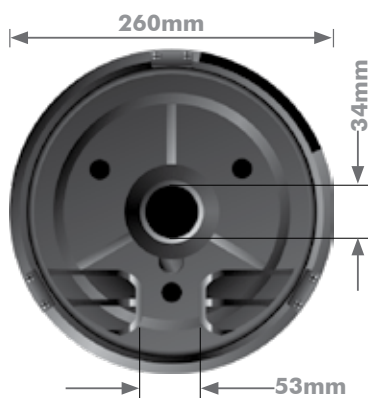
- Battery-driven technology
- Whisper-quiet operation
- Strong lifting capability
- Quick and easy installation
- Anti-crushing protection for greater safety
- Convenient manual override
- Onboard CENTURION code-hopping multichannel receiver with selective add and delete
- Activate up to four different features
  - Open and close the garage door
  - Switch the Courtesy Light on and off
  - Electronically lock the system for greater security
  - Override the Autoclose facility
- Wall-mounted controller with Courtesy Light – bathes entrance in light whenever is activated and remains on for a pre-set period of time afterwards



## TECHNICAL SPECIFICATIONS

| Technical Data                                | RDO II                                       |
|---|--|
| Input voltage <sup>1</sup>                    | 220V AC +/-10% @ 50Hz                        |
| Motor voltage <sup>2</sup>                    | 24V DC                                       |
| Motor power supply                            | Battery driven (standard capacity - 1.2Ah)   |
| Battery charger                               | Plug-In Charger - 250mA @ 13.8V +/- 1%       |
| Current consumption (mains supply)            | 60mA   |
| Current consumption (motor rated / peak load) | 3/10 A                                       |
| Current consumption (quiescent load)          | 50mA   |
| Opening speed                                 | 100 - 150 mm/sec                             |
| Maximum daily cycles                          | 50 cycles/day                                |
| Design Life                                   | 30 000 cycles                                |
| Operations in standby with 1.2Ah battery      | 40 cycles                                    |
| Collision sensing                             | electronic                                   |
| Operating temperature                         | -15°C to +50°C                               |
| Degree of protection                          | IP54   |
| Controller incorporated                       | XTRAC Controller                             |
| Onboard receiver type                         | NOVA code-hopping onboard, multichannel      |
| Receiver frequency                            | 433 MHz                                      |
| Receiver code storage capacity                | 22 Buttons                                   |
| Mass of unit packed                           | 7kg  |
| Packing dimensions                            | Length: 330mm x Width: 288mm x Height: 180mm |

1. Can operate off a solar supply, consult Centurion Systems for assistance
2. Can increase battery capacity for longer standby times





## GARAGE DOOR OPERATOR ACCESSORIES



### CENTURION INFRARED SAFETY BEAMS

Always recommended on any gate or garage automation installation to increase the safety of the automated system.



### CENTURION NOVA TRANSMITTER

Incorporates ultra-secure code-hopping technology. Available in one-, two- and four-button variants.



### SMARTGUARD or SMARTGUARDair KEYPAD

Cost-effective and versatile wired or wireless keypad, allowing access for pedestrians.



### EXTERNAL MANUAL OVERRIDE

Key-operated release for convenient manual override of door opener from the outside.



### WIRELESS WALL SWITCH

The four-button Wireless Wall Switch can operate the door, turn on the light and activate Holiday Lockout all without running any unsightly wires



1 RDO II



A

CENTURION  
NOVA transmitter

B

Wireless Wall Switch



C

1.2Ah / 3Ah battery



D

RDO controller



E

Plug-in charger



F

RDO weight bar

**RDO II OPERATOR FULL KIT**

2

Product Code: **RDO0001**

- **1 x RDO II operator:**
  - Controller **D**
  - 2 x Four-button CENTURION transmitters **A**
  - 2 x 1.2Ah batteries **C**
  - Weight bar **F**
  - Plug-in charger **E**






A black wrought-iron gate is partially open, revealing a stone pillar. The gate features vertical bars and decorative finials. A green banner with white text is overlaid on the right side of the gate. The entire scene is reflected on a glossy surface below.

# GLX900 ELECTRIC GATE LOCK

You've invested in your peace of mind – now add an extra layer of security with the new GLX900 electric gate lock. Integrating seamlessly with both swing and sliding gates, the GLX900 puts your security first by guarding one of the most important access points into your residence against being forced open or otherwise compromised.



## GLX900 ELECTRONIC GATE AND DOOR LOCK

You've invested in your peace of mind – now add an extra layer of security with the new GLX900 electronic gate and door lock.

Integrating seamlessly with both swing and sliding gates, the GLX900 puts your security first by guarding one of the most important access points into your residence against being forced open or otherwise compromised.

With an innovative design and sophisticated, leading-edge locking mechanism that provides both strength and reliability, you'll rest so much easier with the GLX900 installed.

Beyond that, the GLX900 makes your life easier with intuitive unlocking that will keep you coming and going, delivering the convenience you need, when you need it.

Get the gate security solution that Guards, Locks, eXpertly. Get the GLX, only from the industry leader in gate security.



### MAIN FEATURES

#### The ultimate in security

- With a commanding break-in force of 900kg, the GLX900 never lets up. It's a tough-as-nails, maximum-strength solution that offers full protection for your gate.
- In addition to helping to prevent potential break-ins, the lock's heavyweight design means that it can be locked and unlocked during high winds and with a high pre-load.

#### Stunningly compact

- The GLX900 uses a minimum of space to deliver a maximum of benefits, and is beautifully unobtrusive and discreet, being able to fit into a scant 50mm x 50mm square tube.
- We've also given special attention to the lock's styling, with a sleek and refined stainless steel housing making it the perfect addition for any gate.

#### Versatile

- We know that gates come in all shapes and sizes. Get the lock that's right for your gate's unique profile. The GLX900 is suitable for both swing and sliding gates.

#### Outstanding long-term performance

- When it comes to your security, there's no compromising on quality. With an incredible 150 000-cycle design life, the GLX900 is built to last and won't quit.

#### Excellent efficiency


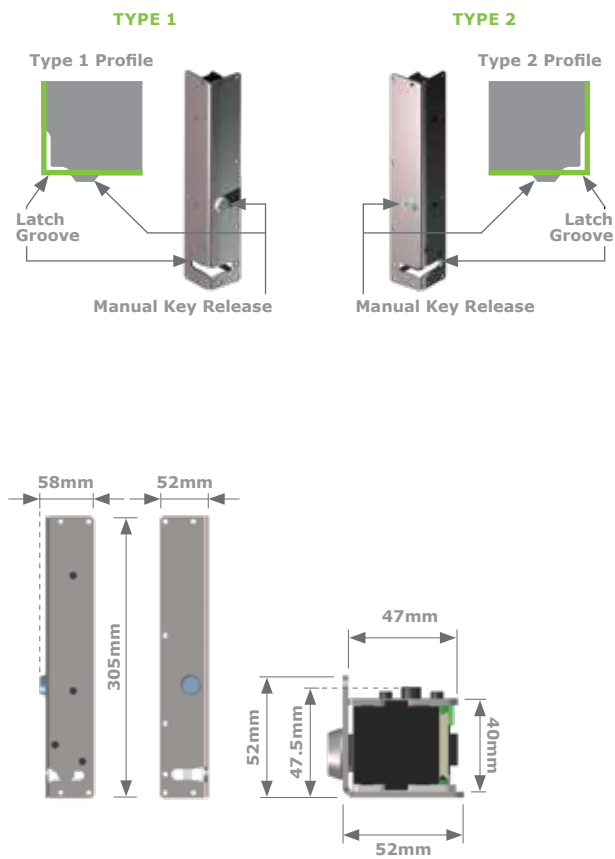
- Big security with a small appetite. Other types of locks that draw continuous current can be pretty hard on your gate motor's batteries – but not the GLX900.
- This highly efficient lock uses pulse current – which is momentary - to activate the mechanism, making it a battery-friendly solution that helps to ensure your gate motor's reliability and performance.


#### Making your life easier

- Combining the best features of our SMART products with the intelligent design of the lock, configuring the GLX900 couldn't be easier or more intuitive and can be done in no time and with minimal effort through your
- CENTURION SMART solution and the MyCentsys Pro mobile app. You can even set it up with one of our ULTRA GSM solutions or a pulse-stretcher.
- We've taken the hassle and mystique out of gate security for a lock that is strong, reliable and ready to go in no time.y

TECHNICAL SPECIFICATIONS

| Technical Data              | GLX900                                      |
|-----------------------------|---|
| Operating voltage           | 10.8 - 30V AC                               |
| Maximum current draw        | 2.7A @500mS                                 |
| Minimum pulse duration      | 1 Second                                    |
| Operating temperature range | -20°C - 50°C                                |
| Dimensions                  | Height: 305mm<br>Width: 52mm<br>Depth: 52mm |
| Weight                      | 1450g                                       |
| Material                    |   |
| Lock housing                | Grade 304 Stainless Steel                   |
| Lock components             | Zinc plated Mild Steel                      |
| Gate staple                 | Spray-galvanised Mild Steel                 |
| Pop rivets                  | Grade 304 Stainless Steel                   |
| Ultimate strength           | 900kg                                       |









# TRAFFIC BARRIER SYSTEMS

Centurion Systems' traffic barriers provide a robust solution for managing vehicular access. We've spared no effort in designing barriers capable of handling the highest traffic loads, all while delivering top-tier security and a host of advanced features. Additionally, we've curated a selection of complementary accessories to enhance security even further when paired with our traffic barriers



## SECTOR II HIGH-VOLUME INDUSTRIAL TRAFFIC BARRIER

The SECTOR II high-volume traffic barrier offers the best security for commercial, residential and industrial sites, while simultaneously making life easier for installers thanks to its innovative mechanical design and electronics that reside at the top of the enclosure, as well as quick and easy commissioning via an intuitive graphic interface flush with features.

Speed. Performance. Intelligence.

The SECTOR II is the benchmark against which all others are measured.

**SECTOR II 3:** Rapid, high-volume barrier, 3 metre boom pole

**SECTOR II 4.5:** High-volume barrier, 4.5 metre boom pole

**SECTOR II 6:** High-volume barrier, 6 metre boom pole

In addition to the different boom pole lengths available, the **SECTOR II**'s housing is also available in three stylish and modern colour configurations to suit your aesthetic and brand requirements. Enquire at your local CENTURION agent.

## MAIN FEATURES

### Mechanical Features

This high-volume traffic barrier helps to guard against unauthorised access, tailgating, vehicle theft and circumvention of paid parking systems with its rapid lowering of the boom pole – thereby significantly increasing security – and is tough enough to work reliably no matter where it is installed. When we developed the SECTOR II high-volume traffic barrier, we didn't cut any corners to ensure that it is a steadfast solution of the highest quality and durability. Now with a strong, durable and stylish rectangular boom pole and integrated LED strip for increased visibility and safety.

- 18 colours available
- -Sturdy and great-looking rectangular boom pole, raising visual appeal
- -LED strip for increased visibility and safety
- -High-performance gearbox delivers excellent dependability and longevity on sites with heavy traffic volume
- -Reliable battery-driven technology means the SECTOR II is ready for any power outage
- -Rapid boom pole raising (3 metre version <1.2 sec)
- -Easy cable management makes for a neat and professional installation
- -Electronics reside at top of enclosure for quick and easy access
- -Stylish powder-coated aluminium lid with superior condensation protection
- -LCD user interface for simple setup
- -Onboard CENTURION code-hopping multichannel receiver with selective add and delete
- -Integrated ChronoGuard timer functionality (a world first)

## TECHNICAL SPECIFICATIONS

| Technical Data  | SECTOR II 3                               | SECTOR II 4.5    | SECTOR II 6      |
|---|---|------------------|------------------|
| Input voltage <sup>1</sup>                                      | 220V AC +/-10% @ 50Hz                     |                  |                  |
| Motor voltage   | 12V DC                                    |                  |                  |
| Motor power supply <sup>2</sup>                                 | Battery driven (standard capacity - 7Ah)  |                  |                  |
| Battery charger   | CP84SM – 1.8A @ 13.7 +/-1%                |                  |                  |
| Current consumption (mains supply)                              | 170mA                                     |                  |                  |
| Current consumption (motor rated / peak load)                   | 1/12 A                                    |                  |                  |
| Current consumption (quiescent load)                            | 75mA                                      |                  |                  |
| Boom pole length  | 3.0m                                      | 4.5m             | 6.0m             |
| Boom pole raise time  | 1.2 sec                                   | 3 sec            | 3 sec            |
| Maximum daily cycles  | 3 000 cycles/day                          | 3 000 cycles/day | 3 000 cycles/day |
| Design life   | 2 000 000 cycles                          | 1 800 000 cycles | 1 500 000 cycles |
| Operations in standby mode with standard battery <sup>3,4</sup> | 3000                                      |                  |                  |
| Half day <sup>4</sup>   | 3 000 cycles                              | 2 900 cycles     | 2 900 cycles     |
| Full day <sup>4</sup>   | 3 000 cycles                              | 2 300 cycles     | 2 300 cycles     |
| Collision sensing   | electronic                                |                  |                  |
| Operating temperature   | -15°C to +50°C                            |                  |                  |
| Degree of protection  | IP54                                      |                  |                  |
| Controller incorporated   | S-Series_12                               |                  |                  |
| Onboard receiver type   | NOVA rcode-hopping onboard, multichannel  |                  |                  |
| Receiver frequency  | 433MHz                                    |                  |                  |
| Receiver code storage capacity                                  | 500 Buttons                               |                  |                  |
| Mass of unit packed   | 44kg                                      | 47.5kg           | 52kg             |
| Packing dimensions  | Length: 440mm Width: 350mm Height: 1250mm |                  |                  |

1. Can operate off a solar supply, consult Centurion Systems for assistance

2. Can increase battery capacity for longer standby times

3. Based on operator excluding closing loop detector

4. Limited by maximum daily usage

## BARRIER HOUSING SPECIFICATION

|                                    | SECTOR II Standard  | SECTOR II Grade 430                           | SECTOR II Grade 316                                    |
|------------------------------------|---|---|--|
| Application                        | Inland areas  | Coastal plains - no airborne salt             | Marine areas   |
| Housing construction               | Sheet metal housing, 1.6mm wall thickness with separate fabricated base frame, 3mm wall thickness to raise housing above ground. Separate fabricated sheet metal door with 1.2mm wall thickness. Die-Cast Grade LM24 Aluminium Cover with condensation shield |   |  |
| Barrier housing surface protection | Pre-galvanised steel with epoxy coating.  | Grade 430 stainless steel with epoxy coating. | Grade 316 stainless steel, brushed finish              |
| Base frame surface protection      | Mild steel hot dip galvanised   | Mild steel hot dip galvanised                 | Grade 316 stainless steel                              |
| Housing colour                     | Cover: Red, Main Body: Traffic Yellow   | Cover: Red, Main Body: Traffic Yellow         | Cover: Red, Main Body: stainless steel, brushed finish |

## BOOM POLE SPECIFICATION

|                      |   |
|----------------------|---|
| Material and profile | Aluminium, round profile with plastic end cap   |
| Surface protection   | Epoxy coating                                   |
| Colour and markings  | White with red reflective tape – spiral pattern |
| Weight               | 800g/metre                                      |
| Dimensions           | OD 76.2mm x 1.27mm wall thickness               |



The SECTOR II is available in three stylish and modern colour configurations to suit your aesthetic requirements. We are also able to provide barriers in custom colours. However, price premiums and longer lead times may apply. Enquire at your local CENTURION agent for more information.



Yellow

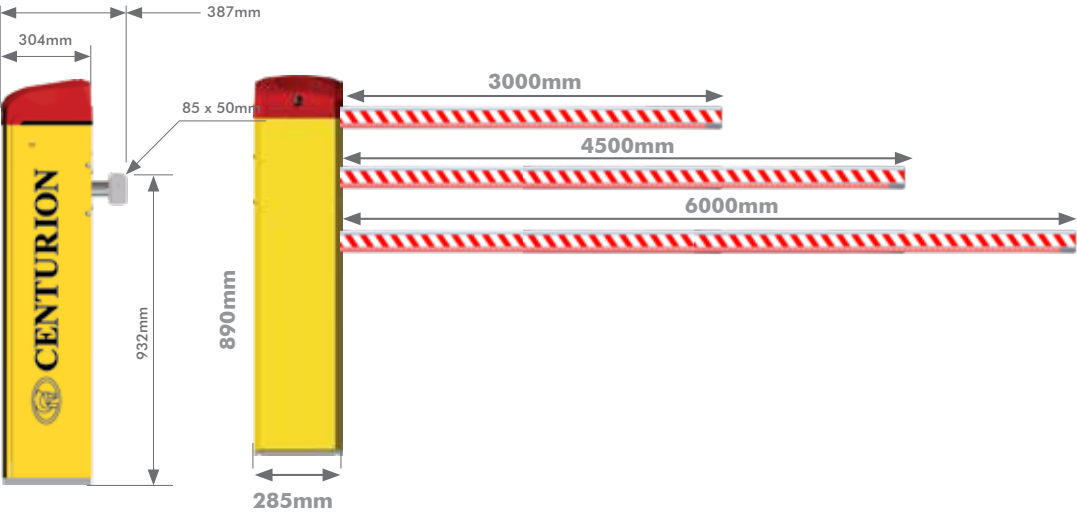


White

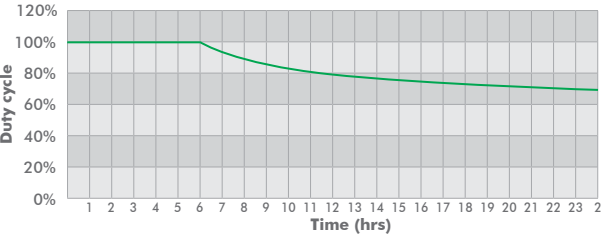


Gun-metal grey<sup>1</sup>

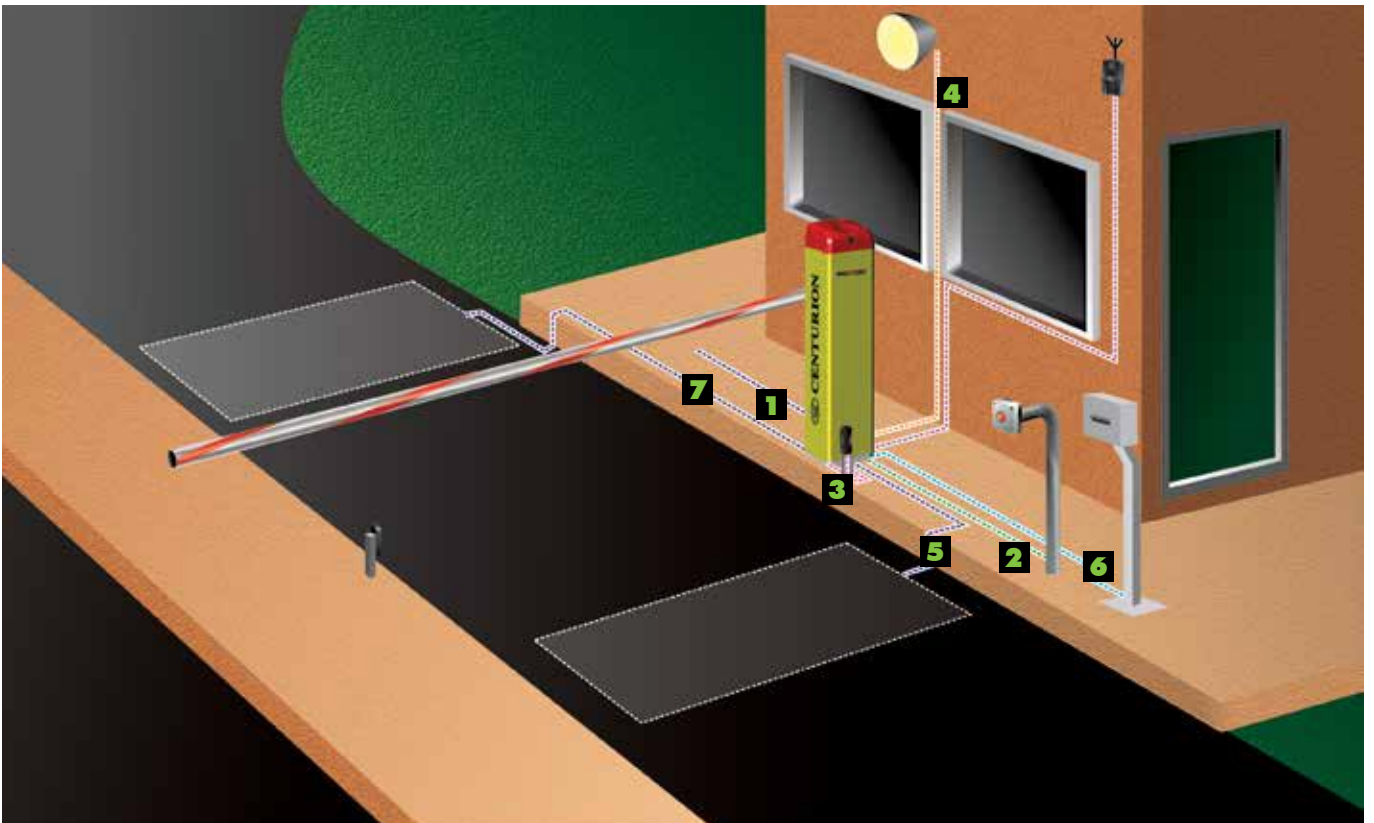
1. A price premium applies for the grey finish.



SECTOR II single operator duty cycle as a function of operating time







## CABLING REQUIREMENTS

1. 220V - 240V AC mains cable (3 core LNE 1.5mm<sup>2</sup> SWA)<sup>1</sup>

### Optional Wiring (all cable is multi-stranded):

2. Pushbutton control (2 core 0.5mm<sup>2</sup> multi-stranded)
3. Infrared Safety Beams (3 core 0.5mm<sup>2</sup> multi-stranded)
4. Optional Pillar Lights (3 core LNE SWA<sup>1</sup>, size according to power requirements)
5. Inductive Loop Detector for closing or safety (1 core 0.5mm<sup>2</sup> multi-stranded silicone-coated)
6. Access control device (2 core 0.5mm<sup>2</sup> multi-stranded)<sup>2</sup>

1. Type of cable must adhere to municipal bylaws but typically SWA (steel wire armoured) cable is recommended. The armouring provides excellent screening, which gives better protection against lightning – earth one end of the screening
2. Number of cores and type of cable could vary depending on brand of access control system being used



## CENTINEL MANUAL TRAFFIC BARRIER

When we designed the CENTINEL manual traffic barrier, we had the user in mind. After all, just because it's a manual barrier doesn't mean you have to do all of the work! We outfitted the CENTINEL with an innovative internal spring balance mechanism – which not only gives the barrier a compact slimline appearance, but also means that the most feather-light of touches can set it in motion

A hard-driving, high-powered gearbox and tough-as-nails enclosure deliver the ultimate in long-term performance, placing the SECTOR II high-volume traffic barrier in a class by itself.

**CENTINEL 3:** Manual barrier, 3 metre boom pole

**CENTINEL 4.5:** Manual barrier, 4.5 metre boom pole

**CENTINEL 6:** Manual barrier, 6 metre boom pole



## MAIN FEATURES

- **Internal spring counterbalance**  
This innovative system contributes both to the **CENTINEL's** undeniably attractive slimline look and – most importantly – makes raising and lowering a very nearly automated action
- **Professional, compact appearance**  
Sleek and slender, the **CENTINEL** is a looker and will blend in seamlessly with the aesthetic of any modern business park
- **Comfortable operating handle**  
The actuating handle is designed for comfortable and easy handling of the pole
- **Simple locking system**
- **Strong and durable**  
The **CENTINEL** will willingly submit to the operator's touch, but its incredibly robust construction ensures that it will firmly stand its ground against the elements

## TECHNICAL SPECIFICATIONS

| Technical Data                | CENTINEL 3                                    | CENTINEL 4.5 | CENTINEL 6 |
|-------------------------------|---|--------------|------------|
| Boom pole length <sup>1</sup> | 3m  | 4.5m         | 6m         |
| Counterbalance spring         | Internal                                      |              |            |
| Mass of unit packed           | 29kg  |              |            |
| Packing dimensions            | Length: 320mm x Width: 310mm x Height: 1120mm |              |            |

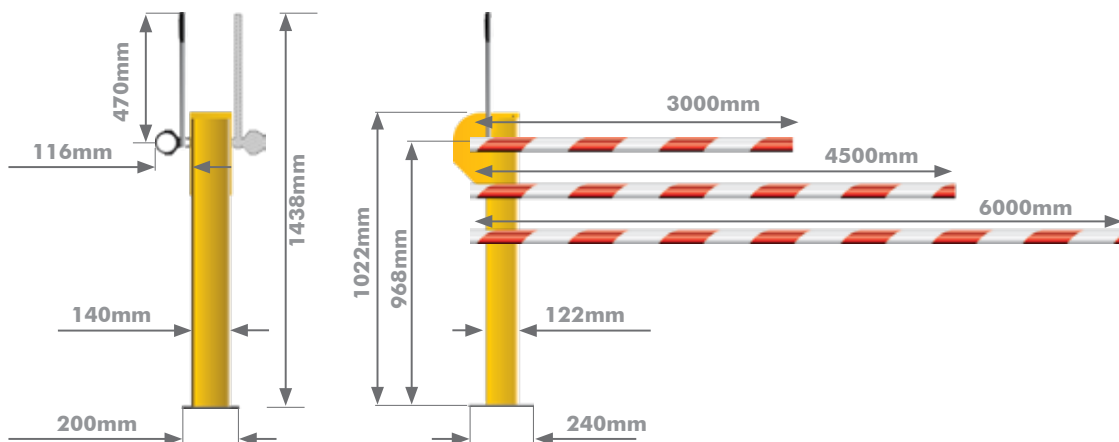
<sup>1</sup> A catchpost is recommended to support and lock the pole in the lowered position


## BARRIER HOUSING SPECIFICATION

|                                    | CENTINEL Standard   | CENTINEL Grade 430                              |
|------------------------------------|---|---|
| Application                        | Inland areas  | Coastal plains - no airborne salt               |
| Housing construction               | Sheet metal housing, 3mm wall thickness with 5mm mounting plate |   |
| Barrier housing surface protection | Mild steel with epoxy coating.                                  | Grade 3CR12 stainless steel with epoxy coating. |
| Housing colour                     | Main Body: Traffic Yellow                                       | Main Body: Traffic Yellow                       |

## BOOM POLE SPECIFICATION

|                      |   |
|----------------------|---|
| Material and profile | Aluminium, round profile with plastic end cap   |
| Surface protection   | Epoxy coating                                   |
| Colour and markings  | White with red reflective tape – spiral pattern |
| Weight               | 800g/metre                                      |
| Dimensions           | OD 76.2mm x 1.27mm wall thickness               |





## CLAWS ROADWAY SPIKES FOR HIGH-VOLUME ACCESS CONTROL

**CLAWS** barrier spikes are designed to enhance the security at high-volume entry and exit points. They provide a formidable deterrent to would-be criminals and, due to their robust construction, they are very difficult to defeat.

**Surface-mount - Direct Drive:** For installations that are mounted above the road surface. Uses the SECTOR II's drive mechanism to drive the **CLAWS**

**Surface-mount - Indirect Drive:** For installations that are mounted above the road surface. Uses its own drive mechanism and controller, synchronised with the SECTOR II's controller

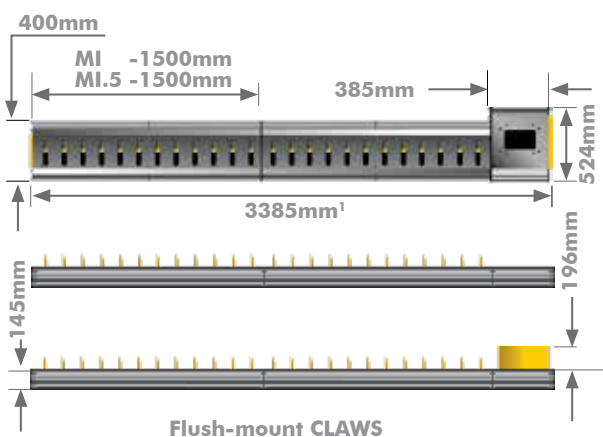
**Flush-mount - Direct Drive:** For installations that need to be flush with the roadway. Uses the SECTOR II's drive mechanism to drive the **CLAWS**

**Flush-mount - Indirect Drive:** For installations that need to be flush with the roadway. Uses its own drive mechanism and controller, synchronised with the SECTOR II's controller

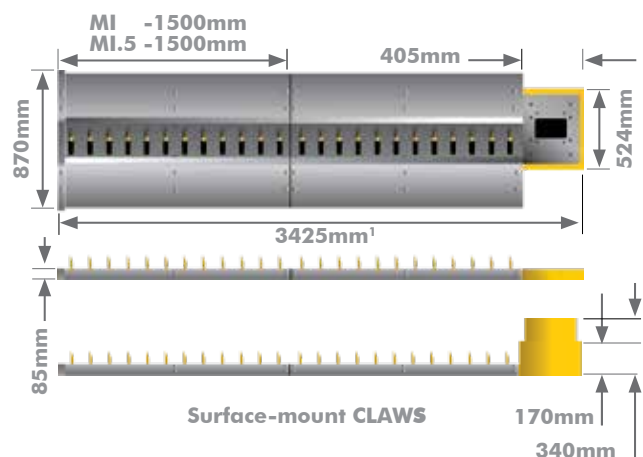


## MAIN FEATURES

- Reliable battery backup – continued operation even during power failures
- High-torque DC motor for long-term reliability
- Selectable High-security or Safe Modes
- Independent Drive model has its own drive mechanism and controller which synchronises with the **SECTOR II** controller
- Direct Drive model utilises the **SECTOR II**'s drive mechanism
- Flush-mount and surface-mount options available
- Modular construction – flexible and easy to transport
- Modular units allow for ex-stock delivery
- Traffic light systems are easily interfaced
- CLAWS are ideal for:
  - Car dealerships
  - Office parks
  - Residential estates
  - Shopping centres and retail complexes
  - Hospitals
  - High-security sites such as airports and embassies where it is critical to prevent unauthorised access



1. Overall length using 2 x M1.5 modules





## TECHNICAL SPECIFICATIONS

| Technical Data  | Independent Drive<br>CLAWS - Drive Unit     | Independent Drive CLAWS<br>with Co-Installed SECTOR II          | Direct Drive CLAWS with<br>Co-Installed SECTOR II |
|---|---|---|---|
| System input voltage  | 220V AC +/-10% @ 50Hz <sup>1</sup>          | Connects to the <b>SECTOR II</b><br>Barrier supply <sup>1</sup> | NA  |
| Motor voltage   | 12V DC                                      | 12V DC  | NA  |
| Motor power supply  | Battery driven (standard capacity<br>- 7Ah) | Connects to the <b>SECTOR II</b><br>Barrier supply              | NA  |
| Battery charger   | CP84SM – 1.8A @ 13.7 +/-1%                  | Connects to the <b>SECTOR II</b><br>Barrier supply              | NA  |
| System current consumption (mains supply)                         | 170mA                                       | 300mA   | 170mA   |
| System current consumption (motor rated<br>/ peak load)           | 2/12 A                                      | 3/12 A  | 4/12 A  |
| System current consumption (quiescent<br>load)                    | 75mA  | 150mA   | 75mA  |
| Spike raise time  | 1.2 sec                                     | 1.2 sec   | Refer to Co-Installed <b>SECTOR II</b>            |
| Maximum daily cycles  | 3 000 cycles/day                            | 3 000 cycles/day  | 3 000 cycles/day                                  |
| System design life  | 2 000 000 cycles                            | 1 800 000 cycles  | 1 000 000 cycles                                  |
| <b>Operations of system in standby mode with standard battery</b> |   |   |   |
| Half day  | 2 900 cycles                                | 0 cycles  | 2 900 cycles                                      |
| Full day  | 2 300 cycles                                | 0 cycles  | 2 300 cycles                                      |
| Collision sensing   | electronic                                  | electronic  | Refer to Co-Installed <b>SECTOR II</b>            |
| Operating temperature   | -15°C to +50°C                              | -15°C to +50°C  | Refer to Co-Installed <b>SECTOR II</b>            |
| Degree of protection  | IP54  | IP54  | Refer to Co-Installed <b>SECTOR II</b>            |
| Controller incorporated   | S-Series_12_Claws                           | S-Series_12_Claws   | NA  |

1. Can operate independently with its own power supply - requires a separate wallbox for the controller, charger and battery

## HOUSING SPECIFICATION

| Technical Data                     | Independent Drive<br>CLAWS - Drive Unit                                 | Independent Drive CLAWS<br>with Co-Installed SECTOR II                  | Direct Drive CLAWS with<br>Co-Installed SECTOR II                    |
|------------------------------------|---|---|--|
| Application                        | Inland to Coastal plains – no<br>airborne salt                          | Inland to Coastal plains – no<br>airborne salt                          | Inland to Coastal plains – no<br>airborne salt                       |
| Housing construction               | Flush and Surface Mount<br>available                                    | Flush and Surface Mount<br>available                                    | Flush and Surface Mount<br>available                                 |
| Barrier housing surface protection | Zinc Electroplated Mild Steel,<br>Powder- Coated                        | Zinc Electroplated Mild Steel,<br>Powder- Coated                        | Zinc Electroplated Mild Steel,<br>Powder- Coated                     |
| Base frame surface protection      | Hot-Dip Galvanised Mild Steel   | Hot-Dip Galvanised Mild Steel   | Hot-Dip Galvanised Mild Steel  |
| Housing colour                     | Drive Body: Traffic Yellow,<br>Frame: Speckled Silver of<br>Galvanising | Drive Body: Traffic Yellow,<br>Frame: Speckled Silver of<br>Galvanising | Skirt: Traffic Yellow, Base Frame:<br>Speckled Silver of Galvanising |
| <b>Packing weight</b>              |   |   |  |
| Unit - flush mount                 | 37 kg   | 37 kg   | 28 kg  |
| Unit - surface mount               | 33 kg   | 33 kg   | 26 kg  |
| <b>Packing dimensions</b>          |   |   |  |
| Unit - flush mount                 | Length: 490mm x<br>Width: 390mm x<br>Height: 340mm                      | Length: 490mm x<br>Width: 390mm x<br>Height: 340mm                      | Length: 490mm x<br>Width: 390mm x<br>Height: 145mm                   |
| Unit - surface mount               | Length: 470mm x<br>Width: 390mm x<br>Height: 380mm                      | Length: 470mm x<br>Width: 390mm x<br>Height: 380mm                      | Length: 530mm x<br>Width: 410mm x<br>Height: 85mm                    |





## TRAPEX BARRIER FENCE

The **TRAPEX** Barrier Fence is a robust and effective barrier designed to prevent pedestrians from circumventing traffic barrier access control systems. Its tough, all-weather aluminium construction makes it suitable for coastal and inland applications.

The robust materials and clever industrial design ensure that your **TRAPEX** will perform day in and day out, relentlessly, throughout its service life.



## MAIN FEATURES

- **Enhanced security:** The clever link-arm assembly attached to the traffic barrier operator prevents the **TRAPEX** from being pushed aside
- The obstructive vertical poles extend past the barrier pole to create a formidable hurdle, helping to prevent would-be intruders from climbing over the barrier pole
- **Easy to install:** The simple, yet effective design of the **TRAPEX** allows you to pop-rivet the **TRAPEX** modules into place onto the barrier pole, which in turn lets the **TRAPEX** swivel freely and ensures extremely easy vertical alignment of the upright poles  
The modular construction allows for the **TRAPEX** to be installed by a single technician, providing for a hassle-free installation and saving you time and money. The only thing easier than installing it, is watching it work trouble-free year upon year
- **All-weather construction:** The powder-coated aluminium materials used to construct the **TRAPEX** allow you to install it just about anywhere
- **Intelligent design:** **TRAPEX** modules are available in 1.5 metre sections, making each module easy to transport and even easier to install the length that you need  
Modules can be assembled in 1.5, 3 and 4.5 metre lengths. The all-terrain foot assembly and link arm carry the weight of the **TRAPEX**, resulting in superior reliability and reduced maintenance
- **It's all in the box:** **TRAPEX** modules are semi-assembled. They come in 1.5 metre modules and include a Mounting Kit consisting of the steering arm assembly, foot assembly and all of the fasteners, spacers and end-caps you may require for a quick and easy installation

## TECHNICAL SPECIFICATIONS

### Existing installation


| Boom pole length | Requirement  |
|------------------|--|
| 3 metres         | The counterbalance spring in the 3m <b>SECTOR II</b> barrier must be upgraded to that of a 4.5m unit -<br>The running speed of the <b>SECTOR II</b> operator must be reduced to correspond to that of a 4.5m barrier<br>(Raise/Lower time must be changed from 1.2 to 3 seconds) |
| 4.5 metres       | The counterbalance spring in the 4.5m <b>SECTOR II</b> barrier must be upgraded to that of a 6m unit -   |
| 6 metres         | It is not possible to fit the <b>TRAPEX</b> to a 6m <b>SECTOR II</b> barrier   |

### New installation

| Boom pole length | Requirement   |
|------------------|---|
| 3 metres         | A 4.5m <b>SECTOR II</b> barrier must be ordered for this application, along with a 3m boom pole and 2 x 1.5m modules of the <b>TRAPEX</b> barrier fence |
| 4.5 metres       | A 6m <b>SECTOR II</b> barrier must be ordered for this application, along with a 4.5m boom pole and 3 x 1.5m modules of the <b>TRAPEX</b> barrier fence |
| 6 metres         | It is not possible to fit the <b>TRAPEX</b> to a 6m <b>SECTOR II</b> barrier  |

### Dimensions and materials

|  |   |
|--|---|
| Modular sections length                        | 1.5m, pre-assembled                           |
| Vertical members                               | 6 per 1.5m length with 250mm spacing          |
| Vertical member length below barrier boom pole | 692mm   |
| <b>TRAPEX</b> fence members                    | 19mm aluminium round tube                     |
| Weight   | 1.3kg/m                                       |
|  | 1.5m Module weighs 2kg                        |
| Aluminium flatbar section                      | 25mm x 25mm                                   |
| Rivets used to fit the aluminium flatbar       | 5mm   |
| <b>Packaging weight</b>                        |   |
| Connectors kit                                 | 700g  |
| Trapex sections                                | 3kg/1.5m                                      |
| <b>Packaging dimensions</b>                    |   |
| Connectors kit                                 | Length: 10mm x Width: 10mm x Height: 677mm    |
| Trapex sections                                | Length: 100mm x Width: 100mm x Height: 2220mm |









#### MIDI TRAFFIC LIGHT

Visually indicate when it is safe for a vehicle to proceed into or out of an access controlled area



#### CENTURION TRANSMITTERS

Available in one-, two-, and four-button variants. Incorporates code-hopping encryption



#### CENTURION TRANSMITTERS

Back up all the transmitters and operating details set up in the controller.



#### GOOSENECK

Steel pole for mounting intercom gate station or access control reader



#### CENTURION INFRARED BEAMS

Always recommended on any gate automation installation



#### SOLAR SUPPLY

Alternative means of powering the system - consult your CENTURION dealer



#### MANUAL PUSHBUTTON

Industrially-rated switch, typically for a guard to manually activate the barrier



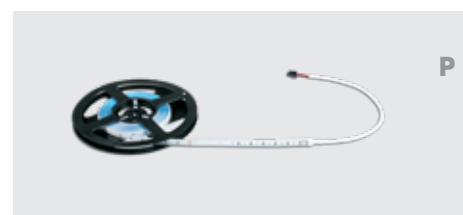
#### RECTANGULAR BOOM POLE JOINER

Easily extend a boom pole in applications where the roadway is particularly wide and requires a boom that covers the entire width of the roadway (not shown in diagram)



#### CATCHPOST

CENTURION's Catchpost provides additional support for particularly long boom poles, such as the six metre pole on a **SECTOR II** or **CENTINEL** barrier, when lowered.



#### LED KIT

A simple and effective accessory for traffic barriers, featuring an LED strip that can be easily affixed to a rectangular boom pole. When integrated with the barrier logic, the LED Kit provides a clear indication to drivers when it is safe to proceed (not shown in diagram)

## TRAFFIC BARRIER AND ACCESSORIES KITS

### SECTOR II BARRIER KIT

1

Product Code: Dependent on boom pole length, corrosion protection level and FLUX inclusion

- **1 x SECTOR II barrier including:**
  - 1 x 7Ah battery **D**
  - 1 x Controller **A**
  - 1 x FLUX 11 **H**
  - 1 x FLUX SA **I**
  - 1 x Counterbalance Spring **E**
  - 1 x 2A Switch Mode charger **B**
- 1 x Boom Pole 3m / 4.5m / 6m **C**

### CENTINEL MANUAL BARRIER KIT

2

Product Code: Dependent on boom pole length and corrosion protection level

- **1 x CENTINEL barrier**
- 1 x Boom Pole 3m / 4.5m / 6m **C**
- 1 x Counterbalance Spring **E**

### CLAWS INDEPENDENT DRIVE FLUSH-MOUNT KIT

3

Product Code: SPIKEDFKIT\_S2

- **1 x Independent Flush-mount drive mechanism.**
- 1 x Controller **A**
- Flush-mount Spike Modules (Available in 1m and 1.5m lengths) **F**

### CLAWS INDEPENDENT DRIVE SURFACE-MOUNT KIT

3

Product Code: SPIKEDSKIT\_S2

- **1 x Independent Flush-mount drive mechanism.**
- 1 x Controller **A**
- Surface-mount Spike Modules (Available in 1m and 1.5m lengths) **G**

### CLAWS DIRECT DRIVE FLUSH-MOUNT KIT

3

Product Code: SPIKEDF1KIT\_S2

- **1 x Direct Drive Flush-mount mechanism**
- 1 x Flush-mount Spike Modules **F**

### CLAWS DIRECT DRIVE SURFACE-MOUNT KIT

3

Product Code: SPIKEDS

1KIT\_S2

- **1 x Direct Drive Flush-mount mechanism**
- 1 x Surface-mount Spike Modules **G**







A photograph of a long industrial building with multiple white roller-shutter doors. In the foreground, three black and yellow striped safety bollards are positioned in front of the doors. The building has a corrugated metal roof and white structural columns. A green banner is overlaid on the right side of the image, containing the title text.

# ROLLER-SHUTTER OPERATORS

The Centurion Systems industrial **RSO** range has been designed to safely automate extremely heavy roller-shutter doors such as entrances to factories and loading bays. There are four models available, each tailored to suit individual installation requirements.



## ROLLER-SHUTTER OPERATOR QUICK SELECTION GUIDE

Whatever your industrial automation requirements, this quick selection guide will help you choose the best operator for the job. Our website also provides a useful calculator for calculating approximate door speed.



| Technical Data   | RSO5DC                     | RSO5R3P            |
|--|----------------------------|--------------------|
| Description  | Full logic; battery backup | Basic; three-phase |
| Input voltage  | 90V - 240V AC              | 380V AC 3Ø         |
| Shutter mass – maximum   | 500kg                      | 500kg              |
| Duty cycle   | 35%                        | 30%                |
| Daily operations – maximum <sup>1</sup>  | 350                        | 320                |
| Battery backup   | ✓                          | -                  |
| Can connect ancillary equipment, e.g. Safety Beams, access control components, etc. <sup>2</sup> | ✓                          | -                  |
| Time-barring and automatic activation  | ✓                          | -                  |
| Onboard receiver   | ✓                          | -                  |

1. Over a 24 hour period

2. For example, Safety Beams, Access Control Equipment



| RSO5RE           | RSO9V2     |
|------------------|------------|
| Basic; Endurance | Heavy duty |
| 220V - 240V AC   | 380V AC 3Ø |
| 500kg            | 900kg      |
| 40%              | 30%        |
| 430              | 320        |
| -                | -          |
| -                | -          |
| -                | -          |
| -                | -          |



## RSO INDUSTRIAL ROLLER-SHUTTER OPERATORS

The Centurion Systems industrial **RSO** range has been designed to safely automate extremely heavy roller-shutter doors such as those at entrances to factories and loading bays. There are five models available, each tailor-made to suit individual installation requirements.

**RSO5DC:** Incorporates an intelligent LCD controller and reliable battery backup for complete power failure autonomy. It can lift shutters weighing up to 500kg.

**RSO5R3P:** A powerful 380V, three-phase operator capable of delivering greater starting thrust and also boasts an increased duty cycle, for shutters weighing up to 500kg.

**RSO5RE:** An endurance model ideal for high-volume automation of shutters weighing up to 500kg. The vastly improved duty cycle and high number of possible daily operations are made possible by a ventilated planetary gearbox.

**RSO9V2:** A heavy-duty model utilising a 380V, three-phase power supply enabling it to lift very heavy shutters weighing up to 900kg.



## MAIN FEATURES

### Mechanical Features

- Automate heavy roller-shutters; e.g. at entrances to factories, shops and warehouses
  - Rock-solid mounting system
  - Convenient manual operation
  - The **RSO5DC** model incorporates full battery backup and an LCD interface
  - Feature-rich and basic, cost-effective models available
  - Safe and reliable position control
  - Allows for the connection of safety devices and ancillary equipment <sup>1</sup>
  - Integrated ChronoGuard timer functionality (a world first) <sup>1</sup>
  - Onboard CENTURION code-hopping multichannel receiver with selective add and delete <sup>1</sup>
  - Intruder-detection Alarm Modes (a world first) <sup>1</sup>
1. **RSO5DC** only

**TECHNICAL SPECIFICATIONS**

| Technical Data        | RSO5DC  | RSO5R3P   | RSO5RE  | RSO9V2  |
|-----------------------|---|---|---|---|
| Input voltage         | 90V - 240V AC, 50Hz                               | 380V AC 3Ø, 50Hz                                  | 220V - 240V AC, 50Hz                              | 380V AC 3Ø, 50Hz                                  |
| Shutter door mass     | 500kg   | 500kg   | 500kg   | 900kg   |
| Motor voltage         | 24V DC  | 380V 3Ø   | 230V AC   | 380V 3Ø   |
| Power                 | 220W  | 360W  | 375W  | 550W  |
| Current               | 4.6A 1Ø   | 1.5 - 2A 3Ø                                       | 3AØ   | 3.0A at 3Ø  |
| Duty cycle            | 35%   | 30%   | 40%   | 30%   |
| Temperature protector | 70°C  | 70°C  | 125°C   | 120°C   |
| Output shaft rotation | 50rpm   | 35rpm   | 28rpm   | 40rpm   |
| Gear ratio            | 55:1  | 55:1  | 64:1  | 37:1  |
| Gear transmission     | Double-row oblique gear                           | Single-row oblique gear                           | Double-layer planetary gear                       | Double-layer oblique gear                         |
| Material of gearbox   | Aluminium   | Aluminium   | Cast-iron   | Aluminium   |
| Drive type            | Chain-driven                                      | Chain-driven                                      | Chain-driven                                      | Chain-driven                                      |
| Sprocket              | 9T  | 9T  | 9T  | 10T   |
| Chain                 | 5/8 inch  | 5/8 inch  | 5/8 inch  | 3/4 inch  |
| Length                | 450mm   | 500mm   | 530mm   | 520mm   |
| Net weight            | 9.64kg  | 12.8kg  | 20.2kg  | 22.5kg  |
| Gross weight          | 10.4kg  | 13.5kg  | 21kg  | 24.5kg  |
| Packing dimensions    | Length 265mm x<br>Width: 210mm x<br>Height: 570mm | Length 265mm x<br>Width: 210mm x<br>Height: 570mm | Length 260mm x<br>Width: 200mm x<br>Height: 665mm | Length 335mm x<br>Width: 315mm x<br>Height: 630mm |

**RSO5R3P**

**RSO5RE**

**RSO5DC**

**RSO9V2**




## TECHNICAL SPECIFICATIONS

|  | RSO5DC  | RSO5R3P                | RSO5RE                 | RSO9V2                 |
|--|---|------------------------|------------------------|------------------------|
| Maximum shutter weight                                       | 500kg   | 500kg                  | 500kg                  | 900kg                  |
| Battery backup   | ✓   | -                      | -                      | -                      |
| Integrated Wall switch                                       | Uses D-Series controller                        | ✓                      | ✓                      | ✓                      |
| Manual override facility                                     | ✓   | ✓                      | ✓                      | ✓                      |
| Hand chain   | ✓   | ✓                      | ✓                      | ✓                      |
| Safety beam input  | ✓   | -                      | -                      | -                      |
| Input for ancillary devices, e.g. keypads, pushbuttons, etc. | ✓   | -                      | -                      | -                      |
| Pillar light input   | ✓   | -                      | -                      | -                      |
| Autoclose  | ✓   | -                      | -                      | -                      |
| Onboard receiver   | ✓   | -                      | -                      | -                      |
| ChronoGuard timer  | ✓   | -                      | -                      | -                      |
| Modes of operation   | Standard, Condo, PIRAC, PLC, Deadman, Reversing | NA                     | NA                     | NA                     |
| Local test button  | ✓   | -                      | -                      | -                      |
| Position control   | 2 x N/O Micro switches                          | 2 x N/C Micro switches | 2 x N/C Micro switches | 2 x N/C Micro switches |


## RSO KITS

| Kit Components             | RSO5DC                     | RSO5R3P      | RSO5RE      | RSO9V2      |
|----------------------------|----------------------------|--------------|-------------|-------------|
| Product code               | RSO5DC_FKIT                | RSO5R3P_FKIT | RSO5RE_FKIT | RSO9V2_FKIT |
| Operator                   | ✓                          | ✓            | ✓           | ✓           |
| Sprocket                   | ✓                          | ✓            | ✓           | ✓           |
| Drive chain                | ✓                          | ✓            | ✓           | ✓           |
| Taper bush                 | ✓                          | ✓            | ✓           | ✓           |
| Integrated wall switch     | Intelligent LCD controller | ✓            | ✓           | ✓           |
| Foundation plate           | ✓                          | ✓            | ✓           | ✓           |
| Backup battery and wallbox | ✓                          | -            | -           | -           |



## CABLING REQUIREMENTS

1. 220V - 240V AC mains cable (3 core LNE 1.5mm<sup>2</sup> SWA)<sup>1</sup>
  2. Cable for Wall Switch (supplied)
  3. Optional but recommended infrared Safety Beams (3 core 0.5mm<sup>2</sup> multi-stranded)<sup>2</sup>
  4. Radio receiver cable (3 core 0.5mm<sup>2</sup> multi-stranded)<sup>2</sup>
  5. Optional keypad or proximity access control reader (3 core 0.5mm<sup>2</sup> multi-stranded)<sup>2</sup>
1. 380V AC 3Ø for three-phase models
2. Applies to **RSO5DC** only



## ROLLER-SHUTTER OPERATORS ACCESSORIES



### CENTURION INFRARED SAFETY BEAMS

Always recommended on any automation installation to increase the safety of the automated system.



### CENTURION NOVA TRANSMITTER

Incorporates ultra-secure code-hopping technology. Available in one-, two- and four-button variants.



### RSO WALLBOX

A fully weatherproof wall-mounted enclosure for your **RSO5DC** operator's electronics, providing a neat and convenient central point of operation



### G-ULTRA GSM DEVICE

The ultimate new GSM solution for monitoring and activating electrical appliances via your mobile phone.



### SMARTGUARD or SMARTGUARDAIR KEYPAD

Cost-effective and versatile wired or wireless keypad, allowing access for pedestrians.



### LOCKABLE BOX FOR WALL SWITCH

A stylish, lockable stainless steel enclosure for the **RSO** Wall Switch to increase the security of the system by preventing unauthorised use of the pushbutton controls.



### GOOSENECK

Steel pole for mounting intercom gate station or access control.



### MANUAL PUSHBUTTON

Industrial-rated switch, typically to allow a guard to manually activate the barrier.




### RSO DRIVE CHAIN

Drive chain with a pitch of 5/8th of an inch for use with the **RSO5R**, **RSO5RE**, **RSO5R3P** and **RSO5DC** models.



### RSO9 DRIVE CHAIN

Drive chain with a pitch of 1 inch for use with the **RSO9** model.



### MOUNTING PLATE

A sturdy foundation plate used for mounting the **RSO5R**, **RSO5DC**, **RSO5R3P**, **RSO5RE** **RSO9V2** models.



### RSO TAPER LOCK BUSH

The taper lock bush is used to secure the **RSO** sprocket to the curtain's shaft. Available in two sizes to suit the majority of industrial roller-shutters.



Fits onto the door shaft and engages with the **RSO** pinion to drive the curtain. Available for the **RSO5R**, **RSO5DC**, **RSO5R3P** and **RSO5RE** models as well as for the **RSO9V2**

## ROLLER-SHUTTER OPERATOR KITS

### RSO5R3P 500KG OPERATOR KIT

1

Product Code: RSO5R3P\_FKIT

- **1 x RSO5R3P operator including:**
  - 1 x Sprocket **A**
  - 1 x Drive chain **B**
  - 1 x RSO lock taper bush **C**
  - 1 x Wall Switch **D**
- 1 x Mounting plate **E**

### RSO5RE 500KG OPERATOR KIT

2

Product Code: RSO5RE\_FKIT

- **1 x RSO5RE operator including:**
  - 1 x Sprocket **A**
  - 1 x Drive chain **B**
  - 1 x RSO lock taper bush **C**
  - 1 x Wall Switch **D**
- 1 x Mounting plate **E**

### RSO5DC 500KG OPERATOR KIT

4

Product Code: RSO5DCKIT

- **1 x RSO5DC operator including:**
  - 1 x Sprocket **A**
  - 1 x Drive chain **B**
  - 1 x RSO lock taper bush **C**
  - 1 x Wall Switch **D**
- **1 x Wall box including F**
  - 1 x 7Ah battery **G**
  - 1 x Controller **I**
  - 1 x 2A 24V charger **H**
- 1 x Mounting plate **E**

### RSO9V2 900KG OPERATOR KIT

3

Product Code: RSO90\_FKIT

- **1 x RSO9V2 operator including:**
  - 1 x Sprocket **A**
  - 1 x Drive chain **B**
  - 1 x RSO lock taper bush **C**
  - 1 x Wall Switch **D**
- 1 x Mounting plate **E**





1 RSO5RE



2 RSO5R3P



3 RSO5DC



4 RSO9V2



A

Sprocket assembly



B

Drive chain




C

RSO lock taper bush



D

Wall Switch



E

Mounting plate



F

Wallbox



G

7Ah Battery



H

2A 24V charger



I

RSO5DC controller







# **SOLAR EQUIPMENT FOR ACCESS AUTOMATION**

Centurion Systems now offers a comprehensive range of solar panels and supporting equipment to help you harness the power of the sun, enjoy a greener lifestyle, reduced electricity bills and complete power failure autonomy. There's no better time to go solar!

## CENTURION SOLAR PANELS AND ACCESSORIES

Our range of solar panels is constructed from ultra-efficient polycrystalline and has been designed to provide a reliable and cost-effective alternative energy solution for applications where mains power is either not available, or not desirable. We also supply brackets, regulators, deep-cycle batteries and battery enclosures, meeting your every solar need.



### MAIN FEATURES

#### Mechanical Features

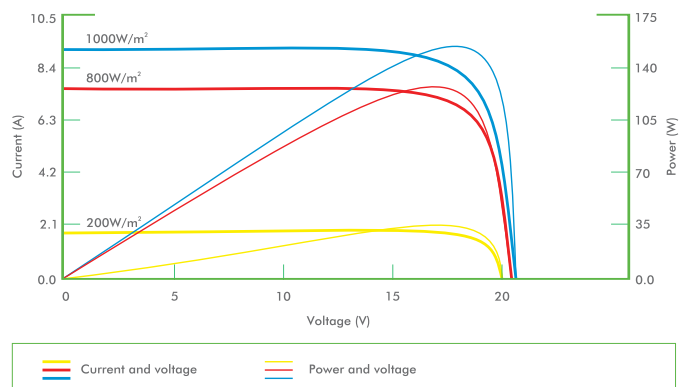
- Minimal voltage drops, even in shade
- Great solar cell conversion efficiency
- White tempered glass, EVA resin, weatherproof film and anodised aluminum frame to provide efficient protection from the most severe environmental conditions
- Perfect for grid applications
- Durable with limited maintenance and repair
- Easy to install and set up with our custom-made mounting bracket, saving you time and money
- Complete power failure autonomy, off-the-grid
- Cost-effective and reliable source of power
- Helps decrease your consumption of electricity from the grid
- Environmentally friendly

## SOLAR PANELS

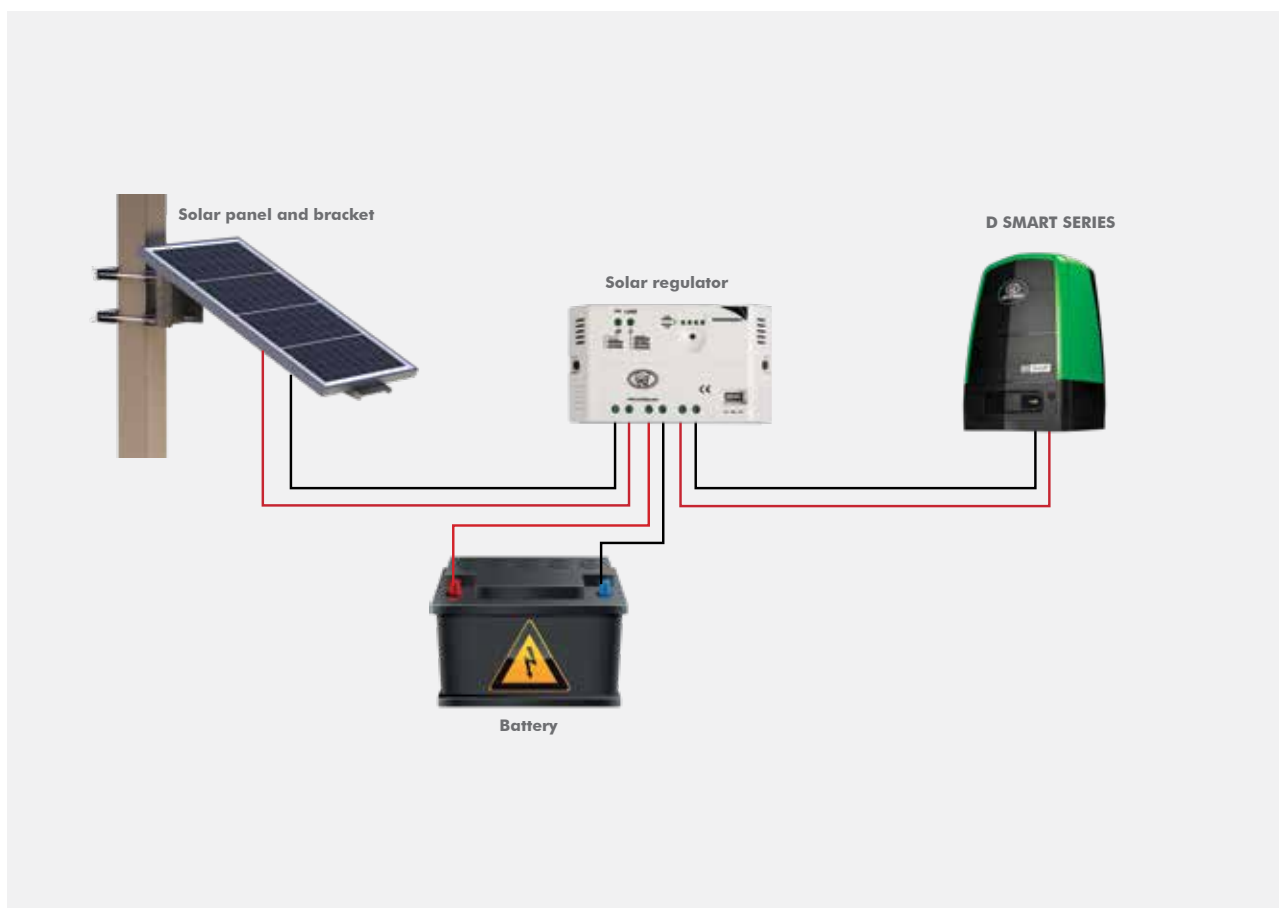
| Type of module         | 40W   | 60W   | 80W   | 100W   | 150W   |
|------------------------|---|---|---|--|--|
| Maximum power          | 40W   | 60W   | 80W   | 100W   | 150W   |
| Tolerance              | ± 3%  | ± 3%  | ± 3%  | ± 3%   | ± 3%   |
| Open-circuit voltage   | 22.2V   | 22.2V   | 22V   | 22V  | 22.5V  |
| Short-circuit current  | 2.37A   | 3.56A   | 4.85A   | 6,06A  | 8,56A  |
| Maximum power voltage  | 18.2V   | 18.2V   | 18V   | 18V  | 18.5V  |
| Maximum power current  | 2.2A  | 3.3A  | 4.44A   | 5.56A  | 8.11A  |
| Module efficiency      | 12.84%  | 14.22%  | 13.05%  | 14.9%  | 15.2%  |
| Solar cell efficiency  | 17.3%   | 17.26%  | 17.2%   | 17.2%  | 17.1%  |
| Series fuse rating     | 15A   | 15A   | 15A   | 15A  | 15A  |
| Terminal box           | IP65  | IP65  | IP65  | IP65   | IP65   |
| Maximum system voltage | 1000V DC  | 1000V DC  | 1000V DC  | 1000V DC   | 1000V DC   |
| Operating temperature  | -40°C to 85°C                                     | -40°C to 85°C                                     | -40°C to 85°C                                     | -40°C to 85°C                                      | -40°C to 85°C                                      |
| Weight                 | 4kg   | 5.1kg   | 7.3kg   | 8kg  | 12kg   |
| Packaging dimensions   | Length: 465mm<br>x Width: 670mm<br>x Height: 25mm | Length: 630mm<br>x Width: 670mm<br>x Height: 30mm | Length: 915mm<br>x Width: 670mm<br>x Height: 30mm | Length: 1005mm<br>x Width: 670mm<br>x Height: 30mm | Length: 1480mm<br>x Width: 670mm<br>x Height: 35mm |

## Current-voltage and power-voltage characteristics - various irradiance levels

| Typical performance characteristics                             |       |
|---|-------|
| Current Temperature Coefficient %/°C                            | +0.06 |
| Voltage Temperature Coefficient %/°C                            | -0.34 |
| Power Temperature Coefficient %/°C                              | -0.47 |
| Performance Warranty: 90%output, 12 year<br>80%output, 25 years |       |








## SOLAR EQUIPMENT FOR ACCESS AUTOMATION GUIDE



### SOLAR REGULATOR 20A CHR9 L/SHED PWM USB

For monitoring the condition of your battery according to the power generated by your solar panels.



### UNIVERSAL SOLAR PANEL BRACKET ASSEMBLY

Robust and versatile galvanised mild steel bracket suitable for mounting a variety of solar panels between 20W and 150W in size.



### BATTERY BOX

Durable and secure for the safety and protection of your battery. 2 x CP5C2 batteries fits into the secure box. Comes with a theft-resistant cage.



### BATTERY BOX

Durable and secure for the safety and protection of your battery. Suitable for a single CP5C2 battery.



**DEEP-CYCLE BATTERY**



**CABLE SOLAR 4mm AND 6mm**

Black and red with insulation and jacket materials. Extremely resistant to weathering, UV-radiation, abrasion, water and acids.



**MALE SERIES MC4 CONNECTOR – POSITIVE**

An easy-to-install connector system used to connect CENTURION solar panels. Consists of male and female connecting to the branch connectors.



**FEMALE SERIES MC4 CONNECTOR – NEGATIVE**

An easy-to-install connector system used to connect CENTURION solar panels. Consists of male and female connecting to the branch connectors.



**MALE PARALLEL BRANCH CONNECTOR – POSITIVE**

Branch Connectors are used to connect two MC4 Connectors in parallel.




**FEMALE PARALLEL BRANCH CONNECTOR – NEGATIVE**

Branch Connectors are used to connect two MC4 Connectors in parallel.

## SERIES AND PARALLEL CONNECTIONS

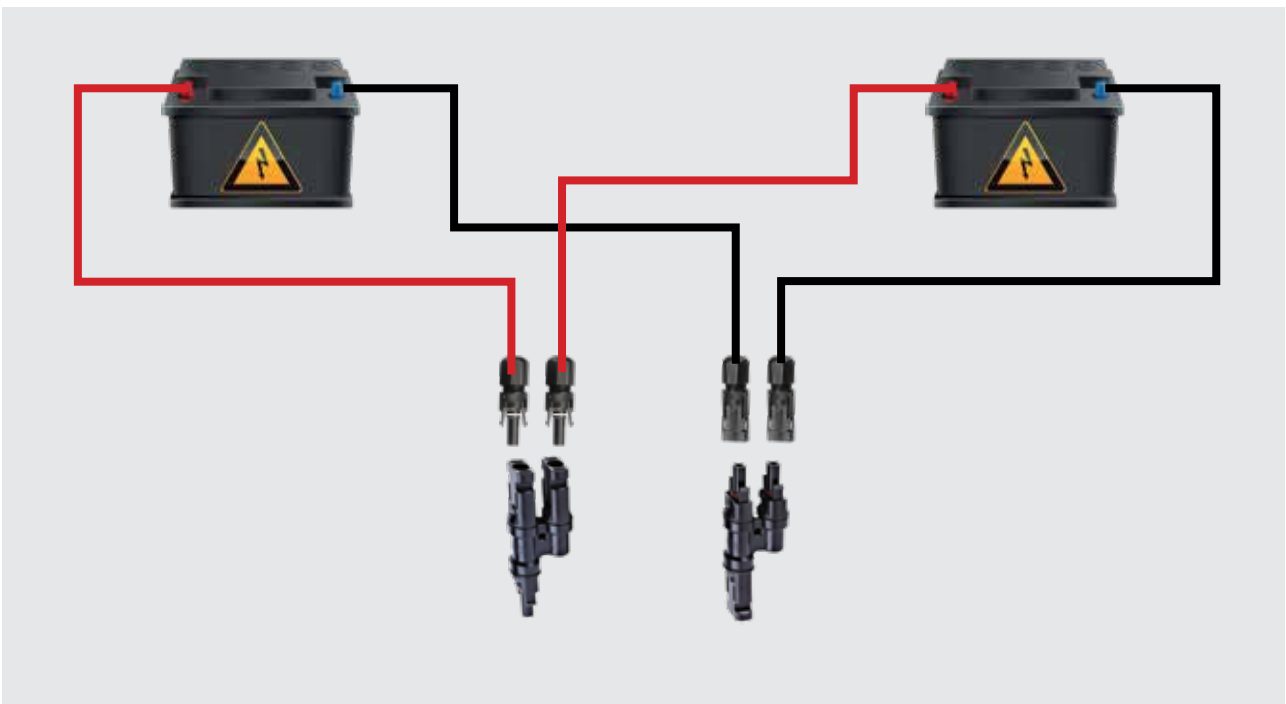
### SERIES CONNECTION

The **Series Connection** is commonly used to increase the voltage range. If you require a 24V setup you would connect two 12V batteries together by connecting the positive and negative terminals of each battery together.



### PARALLEL CONNECTION

The **Parallel Connection** is commonly used to increase the system capacity (watts) while still only supplying 12V. This is achieved by joining the positive and negative connections together as one.





# MAKING LIVES EASIER WITH SOLAR-READY ACCESS AUTOMATION

From household appliances like refrigerators, stoves, and washing machines to office equipment like computers, printers, and scanners, the post-industrial world has given us countless tools and technologies that simplify our lives but also rely heavily on a steady supply of electricity. Without a reliable source of power, our daily routines and productivity can be disrupted, leaving us vulnerable and unable to function in a society that is increasingly dependent on technological innovation.

As power outages become more frequent in South Africa, it is increasingly important to prioritise security in every home and business. Without reliable access to electricity, security systems may fail, leaving homes and businesses vulnerable to theft and other crimes. While modern access control systems come in many different shapes and sizes, and are scalable, expandable and very often integrated or networked, the garage door represents an important access point

into one's home and, as such, it is vital that the automation system continues to provide dependable, safe and secure operation in the event of a power outage.

With solar-ready garage door motors, homeowners and businesses can ensure that their security systems continue to function even during power outages. This added layer of protection makes solar-ready garage door motors not only a crucial investment in the safety and security of one's property.

With the fully solar-ready, battery-driven SDO4 SMART garage door motor, power outages won't slow you down or compromise your security and peace of mind again. Enjoy uninterrupted operation and reap the benefits of eco-friendly, cost-effective solar power, while also enjoying smooth, whisper-quiet operation, cutting-edge safety and security features and a wide range of customising options for the ultimate in control. Our expertly-curated range of

solar solutions is your passport to hassle-free operation with or without mains power.

When choosing a solar backbone to power your garage door motor, factors such as quality, battery capacity, durability, ease of installation and cost are important – and our crack team of product specialists have the knowledge and expertise to help you choose the perfect solar-ready solution.

Elevate your garage game with the solar-ready SDO4 SMART. Contact us today and let us make your life easier.







A woman with dark hair, wearing a red cardigan over a light pink top and white pants, is walking through a modern, brightly lit hallway. She is smiling and talking on a mobile phone held to her ear. In her left hand, she carries several colorful shopping bags (yellow, blue, green, and orange). The hallway features large windows on the right side, a tiled floor, and a textured stone wall on the left with a modern wall sconce. A green banner with white text is overlaid on the right side of the image.

# AUDIO INTERCOM SYSTEMS

An intercom completes any access control system by providing a means for the user of screening visitors before granting access, thereby significantly increasing security.



## CENTURION INTERCOM SYSTEM

The **CENTURION INTERCOM SYSTEM** is an incredibly versatile and reliable audio intercom for domestic and small commercial or industrial installations. Using only two wires, the award-winning **CENTURION INTERCOM SYSTEM** system is simple, quick and easy to install and is expandable up to five components with a maximum of two Entry Panels. This intercom system combines exquisite form and the ultimate in function, and makes for a formidable and cost-effective home security system.



## MAIN FEATURES

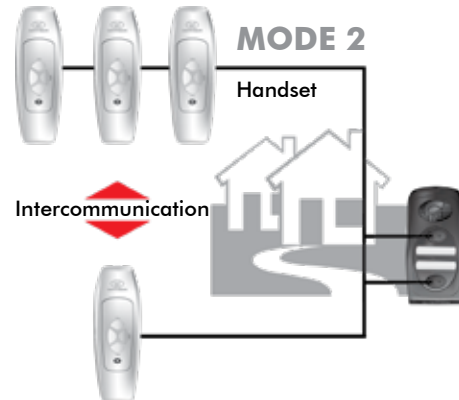
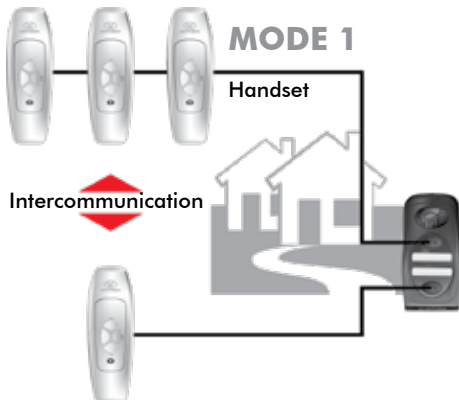
- Each Entry Panel fitted with two Call Buttons allowing for separate or joint calling
- Single or dual Call Button Modes of Operation – greater versatility as the system grows
- Intercommunication between two groups of handsets for added convenience
- **Each handset incorporates:**
  - Gate release for each Entry Panel
  - Auxiliary control button
  - Intercommunication Call Button
  - Gate status LED
- 12V DC operation with optional battery backup – connect to a battery backup supply for critical power failure protection
- Built-in lightning protection – for greater reliability
- An optional POLOswitch may be fitted to maximise the security of the installation

## SYSTEM EXPANDABILITY AND OPERATION

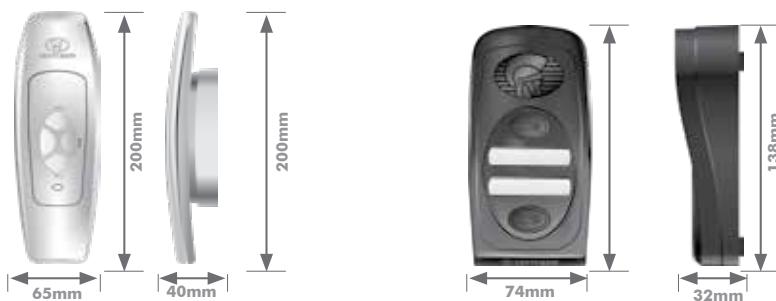
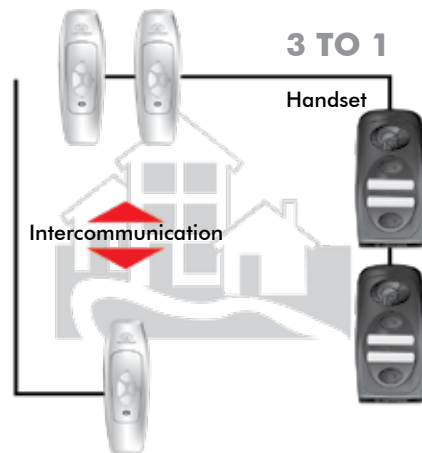
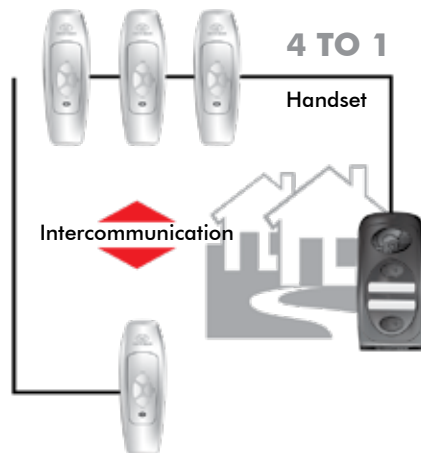
The **CENTURION INTERCOM SYSTEM** can be expanded to include five components as follows:

- Up to two Entry Panels
- Each Entry Panel is fitted with two Call Buttons
- Two groups of handsets
- Up to three handsets per group
- Intercommunication between the two groups of handsets

In addition, the **CENTURION INTERCOM SYSTEM** supports two ways for calling handsets from the Entry Panel(s). In one mode, pressing either Call Button on the entry panel(s) will ring all the handsets in the system. In the second mode, each Call Button rings a separate handset group.



## SYSTEM EXPANDABILITY AND OPERATION




## TECHNICAL SPECIFICATIONS

| Technical Data                   | CENTURION INTERCOM SYSTEM   |
|----------------------------------|---|
| Input voltage <sup>1</sup>       | 12V – 14V DC supplied at anyone of the components <sup>1</sup>  |
| Current draw                     | Quiescent – 150mA ±60mA for a One-to-One kit maximum – 200mA  |
| Speech volume                    | Adjustable at each Entry Panel and handset  |
| Wiring                           | Two common wires polarised for speech, call and lock release  |
| Ring tone                        | Electronic while button is depressed with separate tones when calling from each Entry Panel in a system or between groups of handsets |
| Call confirmation at entry panel | ✓   |
| Wiring distance                  | Refer to thickness chart below  |
| Gate/door release                | Potential-free normally-open contact  |
| Handset auxiliary contact        | Requires separate wiring via two-wire bus   |
| Operating temperature            | -20°C to +50°C  |
| Humidity                         | 0 – 90% (non-condensing)  |
| Degree of protection             | IP55  |
| Surge protection                 | ✓   |
| Packaging dimensions             |   |
| Handset                          | Length: 70mm x Width: 47mm x Height: 211mm  |
| Entry panel                      | Length: 70mm x Width: 40mm x Height: 150mm  |

1. If the 12V DC gate motor supply dips when the motor starts up and the intercom is being used at the same time, the speech quality might be affected.

## WIRING DISTANCE AND THICKNESS



## CENTURION INTERCOM SYSTEM ACCESSORIES



### CENTURION INTERCOM HANDSET

Winner of the DISA Style Award. The design of the CENTURION INTERCOM handset is state-of-the-art. It showcases a happy union of exquisite form and the ultimate in function, making a formidable and cost-effective home security system.



### CENTURION INTERCOM ENTRY PANEL

The easy-to-install Entry Panel is used to ring through to and communicate with all handsets on the two-wire bus line.



### ANTI-KNOCK SHIELD

Provides greater protection for the Entry Panel against accidental damage. It is fabricated from 304 grade stainless steel with a brushed finish.



### CENTURION INTERCOM ENTRY PANEL

The easy-to-install Entry Panel is used to ring through to and communicate with all handsets on the two-wire bus line.



### GOOSENECK

Steel pole for mounting intercom gate station or access control.



### CENTURION INTERCOM POWER SUPPLY

CENTURION INTERCOM power supply (two-pin mains adaptor) including an adaptor for three-pin socket.



### POLOSWITCH

The POLOswitch functions either to make up an external ring extender for a particular group of handsets or acts as a secure gate trigger for a particular Entry Panel.



### INTERCOM CABLE

A polarised 8-core two wire indoor communication cable.





## G-SPEAK ULTRA ADVANCED GSM-BASED INTERCOM SYSTEM

Experience unrivaled security and convenience with the G-SPEAK ULTRA, enabling you to answer your intercom from anywhere across the globe. This cutting-edge system merges wireless GSM technology with CENTURION's sleek and futuristic ULTRA interface, setting a new standard in convenience and peace of mind. Infused with a spirit of innovation, the G-SPEAK ULTRA facilitates seamless wireless communication between the user and the intercom gate station, effectively transforming your phone into a portable intercom handset



### MAIN FEATURES

- Answer your intercom - and open your gate - from anywhere
- Two call buttons - learn up to two numbers per call button
- Call buttons can be individually time-barred
- Easy programming via G-WEB web or app interface
- LCD screen for easy access to diagnostics
- No messy and expensive wiring
- Intelligent monitoring of CENTURION gate motors' status outputs (for example gate opening, gate left open, etc.)
- Time-barring: Supported on Access Numbers, Inputs and Outputs

#### Devices that can be monitored via the inputs

##### House alarm: activated:

- Electric fence: alarm triggered
- Geyser status: On/Off
- Mains power: On/Off
- Fridge aboard your boat: On/Off
- Borehole pump status: Running/Off
- Water reservoir: Full/Empty
- Entrance gate status: Open/Pedestrian
- Vehicle monitoring: Ignition or alarm activated, or off or your reservoir is full or empty

#### Devices that can be controlled via the outputs on

##### Automated entrance gates

- Geysers

- Appliances
- Air conditioners
- Borehole pumps
- Lighting systems
- Irrigation and water features
- Alarm systems

## TECHNICAL SPECIFICATIONS

| Technical Data                                   | G-SPEAK ULTRA   |
|--|---|
| Supply voltage range                             | 11-24V DC   |
| Maximum current draw                             | 300mA @ 12V DC  |
| Input/output current rating                      | 50mA (Open Collector)   |
| Input sense voltage range                        | 0-24V DC (0-1.6V Low-input State,<br>5V-24V High-input State)   |
| SIM card   | Micro-format, Activated Vodacom<br>SIM Card Supplied <sup>1, 2</sup>  |
| Number of configurable input/<br>output channels | 4   |
| Call buttons on calling module                   | 2   |
| Call confirmation at calling module              | Yes   |
| Speech volume                                    | Adjustable at Calling Module using Call Buttons   |
| Calling Module illumination                      | Call Buttons and labels with back-lit<br>white LEDs   |
| Memory capacity                                  | <ul style="list-style-type: none"> <li>• 5000 Event logs</li> <li>• 20 Access Profiles</li> <li>• 1 Custom Welcoming SMS Message for New Access Numbers</li> <li>• 20 Custom Output Activation SMS Messages (From User to Device)</li> <li>• 30 Custom Input Notification SMS/Email Messages (From Device to User)</li> <li>• 100 Visitor Time-barring Windows (Windows are the periods between two dates)</li> <li>• 30 Generic Time-barring Windows (Windows are weekly recurring)</li> <li>• 10 Output Activation Schedules (Schedules are weekly recurring)</li> <li>• 3 Daylight Saving Periods</li> <li>• 4 Input to Output Mapping Configurations</li> </ul> |
| GSM  | Quad-band:<br>GSM850, GSM900, DCS1800, PCS1900<br>GPRS Class 12   |

1. May not be used in devices other than G-SPEAK ULTRA.
2. Remains the property of Centurion Systems (Pty) Ltd.









# GSM-BASED MONITORING AND CONTROL DEVICES

Embrace the future of high-security, cost-effective control and monitoring, courtesy of GSM modules. Centurion Systems' GSM modules empower you to oversee and manage electrical devices effortlessly through your mobile phone. This affords you the flexibility and tranquility to carry your home security with you, no matter where life takes you.



## METAL GATE STATION

This isn't just any gate station - it's a statement piece built to impress. Crafted from sleek aluminium that's as robust as it is sophisticated, it endures the elements while adding a touch of modern elegance to your property. Forget plastic enclosures - this gate station makes a lasting first impression.

But beauty is more than skin deep. With the G-SPEAK Ultra, convenience and security go hand-in-hand. Answer calls from anywhere using your cellular device, granting access or checking in with visitors remotely. No more being tied to a physical handset. For added peace of mind, the station boasts backlit buttons for clear visibility even at night, ensuring easy operation in any lighting condition.

And for ultimate customisation, the gate station effortlessly integrates with the universal gooseneck (sold separately), providing the perfect finishing touch to your unique entryway style.

Experience the next level of intercom convenience and security, all wrapped in a design that turns heads. Choose the Metal Gate Station today.

- Answer your intercom from anywhere, using your cellular device - enhanced security and convenience
- No messy and expensive wiring
- 1, 2 or 4 call buttons with the ability to add two numbers per button and Time Barring configurable per button (for example; automatically disable primary button at night)
- Backlit button(s)
- Rugged aluminium enclosure
- The mounting holes are compatible with our Universal Gooseneck1



## TECHNICAL SPECIFICATIONS

| Technical Data                 | METAL GATE STATION <sup>1</sup>                       |
|--------------------------------|---|
| Operating voltage <sup>2</sup> | 7.4V DC as supplied by the G-SPEAK ULTRA <sup>3</sup> |
| Current draw                   | 11mA  |
| Speech volume                  | Adjustable via G-WEB                                  |
| Wiring                         | 6 wire connection (power, audio and mic)              |
| Ring tone                      | Electronic when button is depressed                   |
| Call confirmation              | Yes   |
| Call buttons                   | 1, 2 or 4 (illuminated with labels)                   |
| Operating temperature          | -20°C to +50°C  |
| Humidity                       | 0 - 90% non-condensing                                |
| Degree of protection           | IP54 <sup>4</sup>                                     |
| Dimensions                     | 97mm wide x 40mm deep x 178mm high                    |

1. Requires a G-SPEAK ULTRA device, as the Gate Station cannot be used on its own.
2. If the 12V DC gate motor supply dips when the motor starts up and the intercom is being used at the same time, the speech quality might be affected.
3. The Gate Station must only be powered via a G-SPEAK ULTRA Device.
4. A Gooseneck backing plate is required when mounting onto a Gooseneck, to maintain IP rating.





## G-ULTRA GSM-BASED MONITORING AND CONTROL DEVICES

With the **G-ULTRA**, your entire world fits into the palm of your hand, giving you complete control at your fingertips. This is the evolution of GSM technology, designed to offer you the ultimate flexible, mobile-based access control and monitoring solution.



### MAIN FEATURES

- Control your home from your phone! Activate up to six different devices, for example gate motors, alarms, electric fences, lights and sprinkler systems
- Can be configured to monitor up to four separate electrical devices, such as your home alarm or even a water reservoir. It could send you an SMS, give you a missed call or even send you a push notification, letting you know if your alarm is on or off or your reservoir is full or empty
- Password-protected with password changing as often as necessary so your security is never compromised
- Built-in Weekly and Visitor Access Modes to control access right down to the minute!
- Set arrival and departure dates and times; guests will only be able to activate the device's outputs between these limits, giving you maximum security and affording your guests maximum convenience
- Easy programming via web or app
- LCD screen for easy access to diagnostics
- No messy and expensive wiring
- Intelligent monitoring of CENTURION gate motors' status outputs (for example gate opening, gate left open, etc.)

- Time-barring: Supported on Access Numbers, Inputs and Outputs
- Unlock the power of the ULTRA range with the MyCentsys Remote mobile app

#### Customisable for:

- B & Bs and guesthouses – with flexible scheduling, time-barring and automatic activations
- Complexes – 1500 user memory
- Existing gate motors – open, close and intelligently monitor your gate status, all via your phone!
- Access automation – control a wide variety of access control devices including gate motors, traffic barriers and garage door operators
- Miscellaneous security applications – be notified via SMS, missed call, email or push notification of alarm activations, electric fence triggers and mains power failures

## TECHNICAL SPECIFICATIONS

| Technical Data                                | G-ULTRA  |
|---|--|
| Supply voltage range                          | 11-24VDC   |
| Maximum current draw                          | 300mA @ 12VDC  |
| Input / output current rating                 | 50mA (Open Collector)  |
| Relay contact current rating                  | 1A, 30V AC/DC (Resistive)  |
| Input sense voltage range                     | 0-24VDC (0-1.6V Low Input State, 5V-24V High Input State)  |
| SIM card                                      | Micro Format, Activated with unlimited MTN SIM Card supplied. NOTE: The supplied SIM card may only be used with this specific G-ULTRA device. The SIM Card will be deactivated and blacklisted upon insertion into any other GSM device.   |
| Number of configurable input /output channels | 4  |
| Number of relays                              | 2  |
| Memory Capacity                               | <ul style="list-style-type: none"> <li>• 1500 Access numbers</li> <li>• 5000 Event logs</li> <li>• 20 Access profiles</li> <li>• 1 Custom welcoming SMS message for new access numbers</li> <li>• 20 Custom output activation SMS messages (from user to device)</li> <li>• 30 Custom input notification SMS/email messages (from device to user)</li> <li>• 100 Visitor Time-barring Windows (Windows are the periods between two dates)</li> <li>• 30 Generic time-barring windows (windows are weekly recurring)</li> <li>• 10 Output activation schedules (schedules are weekly recurring)</li> <li>• 3 Daylight saving periods</li> <li>• 4 Input to output mapping configurations</li> </ul> |

## EXAMPLES OF DEVICES THAT CAN BE MONITORED VIA G-ULTRA INPUTS:

- House alarm: Activated
- Electric fence: Alarm triggered
- Geyser status: On/Off
- Mains power: On/Off
- Borehole pump status: Running/Off
- Water reservoir: Full/Empty
- Entrance gate status: Open/Pedestrian
- Vehicle monitoring: Ignition or alarm activated or deactivated, or off or your reservoir is full or empty

## EXAMPLES OF DEVICES THAT CAN BE SWITCHED ON, OFF OR ACTIVATED VIA G-ULTRA OUTPUTS:

- Automated entrance gates and garage doors
- Geysers
- Borehole pumps
- Alarm systems
- Lights
- Airconditioners
- Refrigerators
- Pool pumps





## **G-SPEAK ULTRA ADVANCED GSM-BASED INTERCOM SYSTEM**

Experience unrivaled security and convenience with the G-SPEAK ULTRA, enabling you to answer your intercom from anywhere across the globe. This cutting-edge system merges wireless GSM technology with CENTURION's sleek and futuristic ULTRA interface, setting a new standard in convenience and peace of mind. Infused with a spirit of innovation, the G-SPEAK ULTRA facilitates seamless wireless communication between the user and the intercom gate station, effectively transforming your phone into a portable intercom handset



### **MAIN FEATURES**

- Answer your intercom - and open your gate - from anywhere
- Two call buttons - learn up to two numbers per call button
- Call buttons can be individually time-barred
- Easy programming via G-WEB web interface or mobile app
- LCD screen for easy access to diagnostics
- No messy and expensive wiring
- Intelligent monitoring of CENTURION gate motors' status outputs (for example gate opening, gate left open, etc.)
- Time-barring: Supported on Access Numbers, Inputs and Outputs

#### **Devices that can be monitored via the inputs**

- House alarm: activated
- Electric fence: alarm triggered
- Geyser status: On/Off
- Mains power: On/Off
- Borehole pump status: Running/Off
- Water reservoir: Full/Empty
- Entrance gate status: Open/Pedestrian
- Vehicle monitoring: Ignition or alarm activated, or off or your reservoir is full or empty

- Irrigation and water features

- Alarm systems

#### **Devices that can be controlled via the outputs on**

- Automated entrance gates
- Geysers
- Appliances
- Borehole pumps
- Disable vehicle ignition systems
- Lighting systems

## TECHNICAL SPECIFICATIONS

| Technical Data                                   | G-SPEAK ULTRA   |
|--|---|
| Supply voltage range                             | 11-24V DC   |
| Maximum current draw                             | 300mA @ 12V DC  |
| Input/output current rating                      | 50mA (Open collector)   |
| Input sense voltage range                        | 0-24V DC (0-1.6V Low-input state,<br>5V-24V High-input state)   |
| SIM Card   | Micro-format, activated Vodacom<br>SIM card supplied <sup>1,2</sup>   |
| Number of configurable input/<br>output channels | 4   |
| Call buttons on calling module                   | 2   |
| Call confirmation at calling module              | Yes   |
| Speech volume                                    | Adjustable at calling module using call buttons   |
| Calling module illumination                      | Call Buttons and labels with back-lit<br>white LEDs   |
| Memory Capacity                                  | <ul style="list-style-type: none"> <li>• 5000 Event logs</li> <li>• 20 Access profiles</li> <li>• 1 Custom welcoming SMS message for new access numbers</li> <li>• 20 Custom output activation SMS messages (from user to device)</li> <li>• 30 Custom input notification SMS/email messages (from device to user)</li> <li>• 100 Visitor time-barring windows (windows are the periods between two dates)</li> <li>• 30 Generic time-barring windows (windows are weekly recurring)</li> <li>• 10 Output activation schedules (schedules are weekly recurring)</li> <li>• 3 Daylight saving periods</li> <li>• 4 Input to output mapping configurations</li> </ul> |
| GSM  | Quad-band:<br>GSM850, GSM900,DCS1800, PCS1900<br>GPRS Class 12  |

1. May not be used in devices other than G-SPEAK ULTRA.
2. Remains the property of Centurion Systems (Pty) Ltd.






# ENHANCE AND ENRICH YOUR ACCESS EXPERIENCE WITH MYCENTSYS REMOTE



**G-WEB** 



## MAIN FEATURES

### MyCENTSYS REMOTE APP

Picture your phone becoming an intuitive commanding hub that gives you unprecedented control and insight in the palm of your hand. The **MyCentsys Remote** mobile app puts you in charge with seamless monitoring and control of all your ULTRA GSM devices.

- Control all your ULTRA devices from a single, feature-rich and user-friendly interface
- Activate device outputs with a single tap
- Choose from a range of custom icons to represent the functionality associated with each button
- Personalise your MyCentsys Remote experience by customising button colours
- Real-time monitoring and system health feedback
- Configurable favourite actions for quick and easy access to your most-used interactions with your ULTRA devices
- Visible IOs can be configured for each Access Profile
- In-app notifications of errors and alarms
- Built-in chat feature for instant access to technical support
- Prioritising your safety and security with biometric and PIN-locking options
- Seamless integration with Android Auto and Apple CarPlay
- Compatible with all CENTURION SMART gate and garage access solutions

### G-WEB APP


Whether you're attending to call-outs, quoting clients or doing installations, you have the kind of job that means you're always on the road and always on the move. With our new G-WEB mobile app, you can set up, manage and configure your clients' ULTRA GSM devices from anywhere using your phone.

- Set up, manage and configure your client's ULTRA devices from anywhere
- Pre-loaded with wiring diagrams for a variety of different applications
- A detailed configuration audit log makes it easy to track changes made to the system
- Add and delete users and devices, edit device settings, view transaction logs and much more





## DOWNLOAD OUR NEW **MyCENTSYS REMOTE** MOBILE APP



## Enhance and Enrich Your Gate Access Experience with **MyCentsys Remote**

Experience complete convenience and control with the MyCentsys Remote mobile application, an intuitive command centre to monitor and activate your CENTURION GSM devices using only your smartphone.

### **MY CENTSYS REMOTE – ENRICH YOUR GATE & GARAGE ACCESS EXPERIENCE**

Take control of your gate and/or garage access with MyCentsys Remote: the expertly-configured mobile app that seamlessly integrates with all our SMART and ULTRA solutions. Our app puts all the power at your fingertips, allowing you to conveniently open and close your gate and/or garage door operator from your phone, and store your preferences for easy navigation. Whether you're at home or on-the-go, MyCentsys Remote is the reliable and convenient solution to your gate and garage access needs.

Not only can you control your gate and/or garage door with ease, but you can also keep an eye on device health, battery status, and mains presence, all from within the app. Our app also includes a technical support chat function, ensuring you have access to expert assistance whenever you need it.

In addition to its convenience and reliability, MyCentsys Remote also prioritises your security, with biometric and PIN options available for increased protection. Our app also allows you to configure your favourite actions, customise device icons, and receive in-app notifications of errors and alarms.

MyCentsys Remote also features a single, feature-rich interface for all your access and automation requirements, which can be linked to both SMART and ULTRA GSM devices. You'll have access to live device status and health information, push notifications, and the ability to trigger actions, all in one convenient app.

Experience the next level of comfort and capability with MyCentsys Remote: the ultimate solution for gate and garage access control.


#### **Main Features**

- Activate device outputs with a single tap
- Names and colours of "buttons" are fully customisable
- Device monitoring via push notifications with the ability to block notifications for each individual phone
- The MyCentsys Remote app boasts a dedicated screen displaying critical system information such as airtime balances and device signal strength.
- The current IO status can be viewed on the Status Panel
- Status panel:
- Visible IOs can be configured for each Access Profile
- Each G-REMOTE instance can have access to multiple devices

## G-WEB ONLINE INTERFACE FOR SETTING UP AND ADMINISTERING GSM DEVICES

Use the power of the Internet to administer your CENTURION GSM device from anywhere. Whether you want to add or delete users, edit device settings, view transaction logs, load airtime or even bootload your GSM product with the latest firmware, **G-WEB** gives you the freedom to do so without having to leave your home or office.

Compatible with G-ULTRA and G-SPEAK ULTRA.



## MAIN FEATURES

- Easy user interface to set up and administer CENTURION GSM devices
- Password-protected security
- Manage all your CENTURION GSM devices - including the G-SPEAK intercom system - from a single user profile page
- Easy upload of multiple users' phone numbers – ideal for large residential complexes
- Quick and easy to add, edit or delete single or multiple user phone numbers
- View and export transaction logs to monitor usage
- Synchronises all settings and logs seamlessly, including detailed reports of all changes made via website
- Purchase synchronisation credits online via secure payment gateway or with Internet banking
- Configure advanced features such as Any Number Mode, time-based access control and rising and falling edge input triggering, from the comfort of your home or office
- Support for multiple languages
- Thanks to the G-ULTRA's over-the-air bootloading facility, you can update the device's firmware from any PC or laptop with Internet access, giving you time for life's more important things!
- Keep track of access numbers and their settings as well as names and unit numbers
- Easily upload and export access numbers using Excel
- Remotely monitor airtime, voltage and signal strength for all your devices
- Effortlessly transfer between accounts







# TRANSMITTERS AND RECEIVERS

Remote control access is where security and convenience meet. Centurion Systems has a range to match your unique requirements, whether basic or advanced.





## NOVA CODE-HOPPING TRANSMITTERS

Your remote serves as a digital gateway to your home, your world, your life. With CENTURION's acclaimed NOVA range of transmitters and receivers, this gateway is truly one-of-a-kind.

NOVA transmitters utilise cutting-edge code-hopping technology, ensuring that every transmitted code is entirely and randomly distinct from the previous one. This pivotal feature thwarts any attempts at unauthorised duplication or cloning of the remote, safeguarding your home and cherished possessions

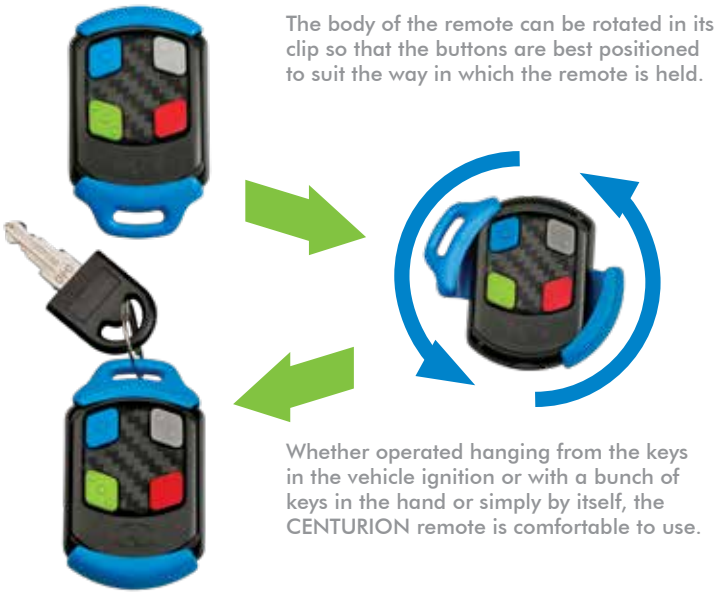


## MAIN FEATURES

- **Experience Security, CENTURION Style:** Pressing a button on a standard transmitter might leave your home security system exposed, but with a CENTURION NOVA transmitter, it's like adding an extra layer of protection between you and potential intruders. That's the level of security we deliver.
- **Visible Battery Indicator:** Our CENTURION transmitters keep you informed. An integrated LED on the transmitter's face alerts you when it's time for a battery change. The user-friendly design makes replacing the battery quick and effortless. A simple rotation, a coin, and you're good to go. This is the kind of convenience that earns accolades!
- **Tailored Functionality:** Whether it's activating a single function like opening your gate or managing your entire home automation system, CENTURION offers a range of transmitters to suit your needs. From one to four buttons, and expandable to six with specific CENTURION receivers – available in one, two, or four channels.
- **Exceptional Immunity:** CENTURION receivers exhibit outstanding resistance to external interference, coupled with high sensitivity for optimal range. Open your gate from a significant distance with confidence. This equates to heightened security!
- **Built to Endure:** Engineered for outdoor use, our receivers and transmitters stand strong against the harshest of natural elements. Weatherproof and dust-proof enclosures, complemented by durable silicone buttons, ensure longevity through thousands of presses.
- **Airwave Dominance:** CENTURION receivers won't keep you waiting outside your gate. Our stable narrow-band technology guarantees enhanced reliability. One press of the transmitter button is all it takes. When a CENTURION transmitter speaks, the gate listens! No questions asked!"

TECHNICAL SPECIFICATIONS

| Technical Data                      | NOVA Transmitters                         |
|-------------------------------------|---|
| Operating frequency                 | 433.92MHz                                 |
| Frequency stability                 | 0.037ppm/C2/10ppm/year                    |
| Power source                        | GP23 12V Alkaline battery                 |
| Operating voltage                   | 12V DC                                    |
| Minimum operating voltage           | 5V DC                                     |
| Operating current                   | 7mA                                       |
| Operating temperature range         | -15°C to 50°C                             |
| Packaged weight (including battery) | 38g                                       |
| Packaging dimensions                | Length: 37mm x Width: 28mm x Height: 61mm |



## NOVA HELIX SINGLE- AND MULTICHANNEL RECEIVERS

The CENTURION **NOVA HELIX** system incorporates code-hopping technology to offer the ultimate security in remote control. A unique, randomly-changing code is transmitted with each operation, making it virtually impossible to duplicate the system. The receiver uses self-learning technology, for quick and easy setup.

**Single-channel receivers:** Ultra-secure code-hopping technology to ensure that criminals can't learn their own remotes into your system.

**NOVA HELIX** single-channel receivers are ideal for activating a single function such as opening a gate or triggering a garage door operator.

**Multichannel receivers:** Up to four different activations with Centurion Systems' **NOVA HELIX** multichannel receivers. Open a gate for vehicles, for pedestrians, switch on a Pillar Light and activate Holiday Lockout Mode - all using a single receiver.



### MAIN FEATURES

- Features secure code-hopping technology
- Receivers are self-learning, with either one, two or four channels
- Receivers incorporate stable narrow-band technology
- Highly robust dust-proof and weatherproof enclosures
- Excellent immunity to external interference for outstanding reliability
- High sensitivity delivers improved range
- Choose between ultra-secure Master learning and super easy Link Learning
- Learn Links can be disabled for added security
- Supports SmartSwitch II interfacing capabilities
- Convenient Autolearn feature
- Adjustable pulse time
- **Simple and secure:** Learning new remote buttons is an absolute cinch with the intuitive Link Learning Mode. Switch to Master Learning Mode for an even more secure system that ensures that provides an ironclad defence against unauthorised programming.. PLUS: all NOVA HELIX receivers support the ability to disable the function jumpers for even more security
- **Timed Autolearn:** The kids leave early for school, teenagers stay out late – it can be difficult to get all the remotes together in one place for programming. Unless you have a **NOVA HELIX**, that is. Simply set up the convenient timed Autolearn function, specify for how long it should remain active and let the **NOVA HELIX** automate remote learning for you! Multichannel receivers include advanced channel mapping functionality during Autolearn
- **Sticky Latch:** Sticky Latch functionality means that, in the event that power to the device is reset, when the power comes back on the outputs retain the state they were in prior to the power disconnect
- **A world of convenience:** All **NOVA HELIX** receivers support SmartSwitch II interfacing capability which means that, not only can outputs be safeguarded against tampering, the receiver can also be used to control up to 15 electrical devices such as gate motors, garage door motors, pool pumps, lights, etc. (SmartSwitch II devices act as the additional physical outputs)

TECHNICAL SPECIFICATIONS

| Technical Data             | Single-channel Receiver                 | Multichannel Receiver                      |
|----------------------------|---|--|
| Operating frequency        | 433.92MHz                               |  |
| Supply voltage             | 12V – 24V DC                            |  |
| Quiescent current @ 12V DC | 11mA                                    |  |
| Maximum current @ 12V DC   | 40mA                                    |  |
| Operating temperature      | -15°C to 50°C                           |  |
| Humidity                   | 0 – 90% (non-condensing)                |  |
| Sensitivity                | -115dB                                  |  |
| Self-learning memory       | 62 buttons                              | 250 buttons                                |
| Receiver enclosure         | UV stabilised ABS                       |  |
| Degree of protection       | IP54                                    |  |
| Packaged weight            | 65g                                     | 145g                                       |
| Packaging dimensions       | Length: 78mm x Width: 58mm Height: 31mm | Length: 117mm x Width: 67mm x Height: 35mm |









A photograph of a modern, multi-story building with a curved glass facade. The building is surrounded by trees with yellow and orange autumn foliage. A green rectangular box is overlaid on the right side of the image, containing the text 'ACCESS CONTROL' in white, bold, sans-serif capital letters.

# ACCESS CONTROL

Unlock the future of security with CENTURION's intelligent range of access control devices



## SMARTGUARD HIGH-SECURITY KEYLESS ACCESS CONTROL

The CENTURION **SMARTGUARD** range provides efficient, secure keyless access control by enabling users to store up to 1000 unique codes comprising one to ten digits in its non-volatile memory. A variety of electrical devices can be activated (including gate operators, alarm panels, water pumps, etc.) by making use of one or more of the outputs provided.

**SMARTGUARD:** Multi-function, high-security, wired, keypad access control.

**SMARTGUARDair:** High-security, wireless keypad access control.



SMARTGUARD



SMARTGUARDair

## MAIN FEATURES

### SMARTGUARD

- **SMARTGUARD** for hard-wired installations – compatible with almost any access control device
- 1000 unique codes using one to ten digits – for greater security and versatility in a multi-user application
- Three-channel output – activate up to three devices
- Selectively add and delete user codes – convenient and secure management of the system
- Backup Memory Module – guarantees data security
- Limited Uses Counter – grant access to armed response, garden services, etc. - codes are automatically rendered invalid after pre-set number of uses


### SMARTGUARDair

- Wireless for quick and easy installations
- 1000 unique codes using one to ten digits – for greater security and versatility in a multi-user application
- 15-channel output – activate up to 15 compatible devices
- Selectively add and delete user codes – convenient and secure management of the system
- Backup Memory Module – guarantees data security
- Limited-uses counter – grant access to armed response, garden services, etc. - codes are automatically rendered invalid after use
- Operates on two AA Alkaline batteries (included), or a separate 12V power supply
- Up to two years of battery life with up to 300 uses per day
- Wireless operating range of up to 30 metres (line-of-sight)
- Compatible with CENTURION's code-hopping receivers


## TECHNICAL SPECIFICATIONS

| Technical Data                  | SMARTGUARD  | SMARTGUARDair                             |
|---------------------------------|---|---|
| Input voltage                   | 12V - 24V AC/DC   | 2 x AA Alkaline batteries (included)      |
| Current                         | 32mA (standby) – 180mA (max)  | NA  |
| Operating temperature           | -20°C to +60°C  | -18°C to +55°C                            |
| Operating humidity              | 0-90% <sup>1</sup>  |   |
| Operating range                 | NA  | Up to 30m <sup>4</sup>                    |
| Battery life                    | -   | Two to five years <sup>2</sup>            |
| Operating frequency             | NA  | 433MHz                                    |
| Outputs                         | Three (One relay output, two open collector outputs) Up to 15 individual channels | Up to 15 individual channels <sup>5</sup> |
| Output pulse time range         | 1 – 255 sec (adjustable) or latched   | NA  |
| Memory                          | 1 000 user codes  |   |
| Limited-uses codes <sup>3</sup> | 1 - 254 activations   |   |
| Memory retention                | >200 years  |   |
| Dimensions                      | Width: 79.5mm x Depth: 38mm x Height: 131.5mm                                     |   |
| Housing material                | Polycarbonate   |   |
| Colour                          | Black   |   |
| Degree of protection            | IP55  |   |
| Packaging weight                | 215g  |   |
| Packaging dimensions            | Length: 82mm x Width: 40mm x Height: 133mm  |   |

1. Non-condensing
2. Subject to usage – refer to the Battery Low Indication section of the manual
3. A code that will be automatically deleted from the system's memory after a user-defined number of activations
4. This is specified as Line of Sight range
5. Requires CENTURION code-hopping receiver(s)



## SMARTGUARD AND SMARTGUARD<sub>air</sub> ACCESSORIES



### MEMORY MODULE

Create a backup of all users and settings stored in your keypad's memory using this compact and useful memory module.



### ANTI-TAMPER SWITCH

An optional independent tamper switch can be fitted to provide a contact indicating if the unit has been forced open, or removed from its mountings.



### ANTI-KNOCK SHIELD

An anti-knock shield constructed from brushed Grade 304 stainless steel.



### NOVA AND NOVA HELIX SINGLE- AND MULTICHANNEL RECEIVERS

SMARTGUARD<sub>air</sub> interfaces with the high-security NOVA / NOVA HELIX code-hopping receivers.



### RELAY SWITCH

This optional controller interfaces with the open collector output of the SMARTGUARD hard-wired keypad to provide a potential-free contact (normally-open/normally-closed). It can be used to operate a door lock, gate operator, roller-shutter operator, traffic barrier, etc.



### SMARTSWITCH II

An interface board that provides additional security. It will only respond to a coded signal from the SMARTGUARD keypad. This ensures that an unauthorised person cannot operate the device by simply opening the keypad and shorting wires to trigger the device.



## ACCESS CONTROL KITS

## SMARTGUARDAIR KIT

Product Code: **SK/AIR\_R1B**

- 1 x SMARTGUARDair keypad including **A**
  - 2 x AA Alkaline batteries **C**
- 1 x NOVA Single-channel **CENTURION** receiver **B**

**A**

**SMARTGUARD and  
SMARTGUARDair keypad**

**B**

**Single-channel NOVA /  
NOVA HELIX receiver**

**C**

**AA Alkaline  
batteries**







# INFRARED SAFETY BEAMS

Safety is paramount in any automated system, and adding a pair of Safety Beams to your installation goes a long way towards preventing injury or property damage. Centurion Systems' infrared gate Safety Beams are reliable, easy to install and extremely cost-effective.



## PHOTON SMART WIRELESS INFRARED SAFETY BEAMS

Safety made easy. Say goodbye to worrisome wires and cumbersome cables with Photon SMART fully-wireless infrared beams. With quick, seamless pairing with our SMART solutions, Photon SMART installs in minutes and combines the best features of wireless technology with robust and reliable safety!





### MAIN FEATURES

- Providing outstanding safety for gate and garage door motors
- Completely wireless – the ultimate time-saver
- Reliable – up to 2 years of battery life
- Insect ingress protection
- Attractive slimline design
- For the first time, it's easy and cost-effective to add beams to a garage door

## TECHNICAL SPECIFICATIONS

| Technival Data   | PHOTON SMART  |
|--|---|
| Power supply   | 2 x AA Alkaline Batteries <sup>1</sup> (supplied for each transmitter and receiver) |
| Battery life   | >2 years  |
| Battery-low indication   | Notified via MyCentsys Pro Mobile Application                                       |
| Maximum operating distance   | 30m   |
| Alignment between beams <sup>2</sup>                                 | Automatic – 1m @ 10m  |
| Maximum Operating Distance Photon SMART Receiver to SMART Controller | 10m   |
| Operating temperature  | -15°C to +65°C  |
| Operating humidity   | 0 - 90° (non-condensing)  |
| Housing material   | ABS   |
| Lens material  | PC  |
| Degree of Protection   | IP54  |
| Packaging weight   | 200g  |
| Packaging dimensions   | Length: 137mm Width: 72mm Height: 58mm  |

1. Only replace with AA Alkaline batteries; do not use rechargeable batteries with this product
2. Circular area - assuming parallel surfaces







## PHOTON II INFRARED GATE SAFETY BEAMS WITH WIRELESS TECHNOLOGY

**Photon II** infrared gate safety beams with a wireless transmitter, for a quick and easy, safe gate automation installation.

With **Photon II** infrared gate safety beams, there is no need to dig or tunnel under the driveway, amassing high installation bills and defacing your property – the wireless transmitter can be effortlessly mounted onto a wall or surface and the innovative Installer Mode will aid you in the alignment process via an onboard buzzer. Automated gate safety has never been so quick and easy.



### MAIN FEATURES

- Transmitter is wireless - battery-operated saving on cabling costs
- Minimum two year battery life (2 x AA batteries included)
- Low power consumption throughout the system for greater efficiency
- 30 metre operating range – ideal for the majority of entrance gates
- Compatible with Intruder-detection Alarms for enhanced perimeter security <sup>1</sup>
- Transmitter provides audible battery-low indication via onboard buzzer
- Elegant slimline construction – only 50mm wide

1. Requires this feature to be present on the gate motor's controller



## TECHNICAL SPECIFICATIONS

| Technival Data             | PHOTON II  |
|----------------------------|--|
| Power supply <sup>1</sup>  | Transmitter: 2 x AA Alkaline batteries (supplied)<br>Receiver: 12V – 24V DC/AC |
| Power consumption          | Receiver: 30mA @ 12V DC  |
| Transmitter battery life   | Min 2 years  |
| Battery-low indication     | Audible beep   |
| Maximum operating distance | 30m  |
| Alignment <sup>2</sup>     | Automatic – 1m <sup>2</sup> @ 10m  |
| Output contact             | Fail-safe, N/C and N/O, (potential-free contact)                               |
| Output contact rating      | 3A @ 30V DC (non-inductive)  |
| Operating temperature      | -15°C - +65°C  |
| Operating humidity         | 0 - 90° (non-condensing)   |
| Housing material           | ABS  |
| Degree of protection       | IP54   |
| Packaging weight           | 200g   |
| Packaging dimensions       | Length: 69mm x Width: 52mm x Height: 133mm                                     |

1. Only replace with AA Alkaline batteries; do not use rechargeable batteries with this product

2. Circular area - assuming parallel surfaces





## **i5 INFRARED GATE SAFETY BEAMS**

**i5** is a cost-effective detection device for applications from safety beams to simple perimeter protection. CENTURION's **i5** beams have a range of 40 metres, are self-aligning and are unaffected by the sun. They have a wide 12V – 24V AC/DC voltage supply range.



### **MAIN FEATURES**

- Wide infrared beam makes for supremely easy beam alignment – no more battling onsite
- Highly cost-effective detection solution
- Easy commissioning thanks to LED indicators
- 40 metre range - suitable for even the widest of entrances
- Compatible with Intruder-detection Alarm functionality (a world first) - greatly improves security<sup>1</sup>
- Wide input voltage range

1. Requires this feature to be present on the gate motor's controller

## TECHNICAL SPECIFICATIONS

| Technical Data         | i5   |
|------------------------|--|
| Power supply           | 12V – 24V DC/AC                            |
| Power consumption      | Transmitter: 21mA,<br>Receiver: 43mA @ 12V |
| Maximum distance       | 40m  |
| Alignment <sup>1</sup> | Automatic - 9m <sup>2</sup> @ 10m          |
| Output contact rating  | 5A @ 220V AC (non-inductive)               |
| Operating temperature  | -15°C to +55°C                             |
| Operating humidity     | 0% - 90% (non-condensing)                  |
| Degree of protection   | IP54                                       |
| Packaging weight       | 260g                                       |
| Packaging dimensions   | Length: 65mm x Width: 58mm x Height: 109mm |


1. Circular area, assuming parallel surfaces

## I5 ANTI-KNOCK SHIELD

Product Code: I5/AKSV2



A protective shield constructed from tough epoxy-coated mild steel to help prevent your i5 infrared safety beams from being knocked and damaged.









# INDUCTIVE LOOP DETECTORS

Centurion Systems has taken all the hassle out of installing ground loops with our range of highly-sensitive inductive loop detectors for vehicle access applications.

Centurion Systems' loop detectors are extremely easy to install and commission and provide useful feedback for on-the-go diagnostics.





## FLUX INDUCTIVE LOOP DETECTORS

**FLUX SA:** Fast, intelligent and reliable standalone inductive vehicle loop detector. Very fast detection speed, audio and visual diagnostics and removable terminals make for a unit that is easy to install, commission and maintain.

**FLUX 11:** 11-pin loop detector available in two models to suit a wide variety of vehicle access applications. A convenient 11-pin plug-in adaptor allows the FLUX 11 to interface seamlessly with the standard loop detector 11-pin bases found in the majority of vehicle access applications.



## MAIN FEATURES

### Mechanical Features

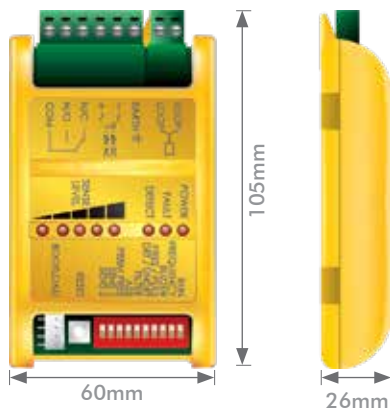
- Easy to install and commission, saving you time and money
- Removable terminals for quick and easy maintenance (FLUX SA only)
- Standardised size allows the FLUX 11 to be incorporated into any existing 11-pin base
- Dedicated reset button to assist with quick maintenance procedures

### Electronic Features

- Very fast detection speed for quick response times – greater security
- Audible and visual diagnostics for ease of setup and maintenance
- Wide, adaptive self-tuning range for outstanding reliability
- Excellent, strong loop field strength for reliable operation
- Automatic Sensitivity Boost feature which automatically increases the sensitivity for the reliable detection of variable height vehicles
- Excellent immunity to external interference for improved reliability

## TECHNICAL SPECIFICATIONS

| Technical Data        | Flux SA  | Flux 11 DC Model                                | Flux 11 AC Model                                |
|-----------------------|--|---|---|
| Input voltage         | 10V - 40V DC or 7V - 28V AC  |   | 220V - 240V AC $\pm 10\%$ , 50Hz (single-phase) |
| Standby current       | 50mA   |   | < 10mA  |
| Output relay rating   | 1A @ 125V AC)  |   |   |
| Detection time        | 4ms @ 100kHz loop frequency<br>10ms @ 40kHz loop frequency                                   |   |   |
| Indicators            |  |   |   |
| Visual                | LED indicators showing power, loop fault, 5 LEDs to indicate Loop detection level and detect |   |   |
| Audible               | Buzzer with indication of loop detection level and loop fault                                |   |   |
| Detector tuning range | 15 - 1500 $\mu$ H  |   |   |
| Protection            | Isolation transformer with 10kA lightning protection   |   |   |
| Connectors            | Removable connectors for easy maintenance  |   | 11-pin base                                     |
| Outputs provided      | 1 (Configurable as either pulse or presence)   |   | 2 (Both pulse and presence)                     |
| Mass of unit packed   | 85g  | 92g   | 92g   |
| Packaging dimensions  | Length: 63mm x<br>Width: 31mm x<br>Height: 111mm   | Length: 45mm x<br>Width: 96mm x<br>Height: 81mm | Length: 45mm x<br>Width: 96mm x<br>Height: 81mm |
| Degree of protection  | IP50   |   |   |








# CONTROLLERS AND ANCILLARY ELECTRONICS

Not only do we stock a range of intelligent controllers for our own operators, but we even offer high-quality universal controllers that can be used for a wide variety of applications. In addition, our ancillary solutions are tailor-made to help you get the most out of your installation. All our controllers incorporate advanced onboard lightning protection and diagnostics.






### CP75 - DC MOTOR CONTROLLER

Product Code: CP75V2

Electronic controller for use with the **R-Series** range of rotary swing gate operators.



### CP77 - DC MOTOR CONTROLLER

Product Code: CP77 / CP7724V

An incredibly versatile DC controller that can be used with a wide variety of swing and sliding gate operators, including **Beninca, FAAC, SupaSlida** and **AutoMate**.

#### MAIN FEATURES

- Adjustable Autoclose timer – gate is never left open unnecessarily
- Diagnostic LEDs for easy programming
- Dedicated Pillar Light Relay
- The following onboard inputs and outputs are provided:
  - Free-exit input
  - Trigger input
  - Solenoid lock connection
  - 12V DC output for auxiliary devices such as external receivers, gate safety beams, etc.
  - Input for infrared safety beams
  - Pedestrian Opening input
  - Dedicated Holiday Lockout input
- Fuse-protected

#### MAIN FEATURES

- Proven lightning protection
- High immunity to noise – not affected by external interference
- Micro-controller platform allows customisation – improved versatility
- Trigger input with local test button – useful for testing the operation of the device when a transmitter is not available
- Pedestrian Opening input - prevents unauthorised vehicle access
- Safety beam input – connecting infrared safety beams dramatically increases the safety of the automated system
- Local and remote multi-function Gate Status LED
- Free-exit input (only opens gate) – ideal for fitting free-exit ground loops or pushbuttons in townhouse and high-volume vehicle access applications
- Holiday Lockout input – ensures that gate cannot be opened when homeowners are away
- Timed potential-free contact (e.g. Courtesy Lights)
- Low-voltage switching of potential-free contact
- Selectable/adjustable Autoclose timer (5 – 45 seconds)
- Override of Autoclose timer via trigger input
- Local diagnostic LEDs for easy programming
- Available in 12V and 24V DC variants



### CP75A - SLAVE MOTOR TERMINATION BOARD

Product Code: CP75B

An electronic interface for communicating with the master controller when a second **R3/R5** rotary swing gate operator is installed.





### CP80 - DC MOTOR CONTROLLER

Product Code: CP80D3 / D5

Electronic controller for use with the **D3** and **D5** range of sliding gate operators.

#### MAIN FEATURES

- Proven lightning protection
- Trigger input with local test button– useful for testing the operation of the device when a transmitter is not available
- Pedestrian Opening input - prevents unauthorised vehicle access
- Safety Beam input – connecting infrared safety beams dramatically increases the safety of the automated system
- Local and remote multi-function Gate Status LED
- Free-exit input (only opens gate) – ideal for fitting free-exit ground loops or pushbuttons in townhouse and high-volume vehicle access applications
- Holiday Lockout input - ensures that gate cannot be opened when home owners are away
- Timed potential-free contact (e.g. Courtesy Lights)
- Low-voltage switching of potential-free contact
- Selectable/adjustable Autoclose timer (1 – 255 seconds)
- Override of Autoclose timer via trigger input
- Local diagnostic LEDs for easy programming



### CP87 - DC MOTOR CONTROLLER

Product Code: CP87

A basic single-channel DC controller for use with certain sliding and swing gate operators.

#### MAIN FEATURES

- Proven lightning protection
- Reliable position control via limit switches
- Pedestrian Opening input - prevents unauthorised vehicle access
- 12V DC output for auxiliary equipment such as an external radio receiver



### CP88 - DC MOTOR CONTROLLER

Product Code: CP88

Electronic controller for use with the **CENTRY** DC-operated traffic barrier.

#### MAIN FEATURES


- Onboard sensitivity adjustment
- Inductive Loop Detector input
- Safety Beam input for fitting additional safety devices
- Selectable Autoclose – ensures that the barrier is never left open unnecessarily
- Local diagnostic LEDs for easy programming



### CP200 - INVERTER MODULE

Product Code: CP200EV3

The Inverter rectifies the 230V AC input into 310V DC while also changing the single-phase input into the three-phase supply needed to operate the **A10** electric motor.



### CP91 - AC MOTOR CONTROLLER

Product Code: CP91

The **CP91** AC controller is a versatile controller designed to drive single-phase 220V AC motor systems. Reliability is enhanced through comprehensive surge and lightning protection, high noise-immunity and zero cross-switching.

#### MAIN FEATURES

- Proven lightning protection
- High immunity to noise – not affected by external interference
- Micro-controller platform allows customisation – improved versatility
- Trigger input with local test button – useful for testing the operation of the device when a transmitter is not available
- Pedestrian Opening input - prevents unauthorised vehicle access
- Safety Beam input – connecting infrared safety beams dramatically increases the safety of the automated system
- Local and remote multi-function Gate Status LED
- Free-exit input (only opens gate) – ideal for fitting free-exit ground loops or pushbuttons in townhouse and high-volume vehicle access applications
- Timed potential-free contact (e.g. Courtesy Lights)
- Low-voltage switching of potential-free contact
- Selectable/adjustable Autoclose timer (5 - 40 seconds)
- Override of Autoclose timer via trigger input
- Local diagnostic LEDs for easy programming
- 12V DC auxiliary supply at 150mA



### CP93 - DUAL AC MOTOR CONTROLLER

Product Code: CP93

The **CP93** Dual AC controller is a controller card designed to control a pair of gates driven by AC induction motors in various configurations.

#### MAIN FEATURES

- Designed to allow full control of a set of double swing gates that interleave, irrespective of the operator, and with or without the use of limit switches
- Installer User Interface allows full customisation of the various programming features
- Adjustable relay switching time to prevent relay contact arcing
- Trigger input with local test button – useful for testing the operation of the device when a transmitter is not available
- Pedestrian Opening input - prevents unauthorised vehicle access
- Safety Beam input – connecting infrared safety beams dramatically increases the safety of the automated system
- Local and remote multi-function Gate Status LED
- Free-exit input (only opens gate) – ideal for fitting free-exit ground loops or push-buttons in townhouse and high-volume vehicle access applications
- Timed potential-free contact (e.g. Courtesy Lights)
- Low-voltage switching of potential-free contact
- Selectable/adjustable Autoclose timer (1 - 255 seconds)
- Override of Autoclose timer via trigger input
- Three-digit display for easy programming
- 12V DC auxiliary supply for connecting safety beams, external receivers, keypads, etc.



### CP201 - AC MOTOR CONTROLLER

Product Code: CP201V3

Electronic controller for use with the **A10** industrial sliding gate operator.

#### MAIN FEATURES

- Proven lightning protection
- High immunity to noise – not affected by external interference
- Trigger input with local test button – useful for testing the operation of the device when a transmitter is not available
- Pedestrian Opening input – prevents unauthorised vehicle access
- Safety Beam input – connecting infrared safety beams dramatically increases the safety of the automated system
- Local and remote multi-function Gate Status LED
- Free-exit input (only opens gate)
- Timed potential-free contact (e.g. Courtesy Lights)
- Low-voltage switching of potential-free contact
- Selectable/adjustable Autoclose timer (1 - 255 seconds)
- Override of Autoclose timer via trigger input
- Local diagnostic LEDs for easy programming and diagnostics
- 12V DC auxiliary supply connecting safety beams, external receivers, keypads, etc.

## D3 SMART - DC MOTOR CONTROLLER

Advanced and intelligent controller for the D3 SMART sliding gate motor, featuring wireless connectivity for setup from smartphone.



### MAIN FEATURES

- Wirelessly connecting to MyCentsys Pro and MyCentsys Remote mobile apps - commission, configure and control with ease
- Onboard multichannel receiver with 32 remote memory
- Only 1 input with no output
- Limited features and functionality
- Compatible with all SMART gate access solutions
- Fully-sealed plastic housing to provide ingress of dirt and insects

### D5-EVO SMART - SLIDING MOTOR CONTROLLER

Powered by award-winning technology, the D5-EVO SMART controller delivers unparalleled functionality, providing the MyCentsys Pro and MyCentsys Remote mobile apps with up-to-the-minute intelligence to provide users with the SMART swing gate access experience.



#### MAIN FEATURES

- Wirelessly connecting to MyCentsys Pro and MyCentsys Remote mobile apps - commission, configure and control with ease
- Onboard multichannel receiver with 1500 remote memory
- Flexible inputs and outputs
- Cutting-edge features and functionality
- Compatible with all SMART gate access solutions
- Fully-sealed plastic housing to provide ingress of dirt and insects



## **DX SMART - DC MOTOR CONTROLLER**

Advanced and intelligent controller for the D10 SMART, D10 TURBO SMART AND D20 SMART sliding gate motor, featuring wireless connectivity for setup from smartphone.



### **MAIN FEATURES**

- Wirelessly connecting to MyCentsys Pro and MyCentsys Remote mobile apps - commission, configure and control with ease
- Onboard multichannel receiver with 1500 remote memory
- Flexible inputs and outputs
- Cutting-edge features and functionality
- Compatible with all SMART gate access solutions
- Fully-sealed plastic housing to provide ingress of dirt and insects

**V-SERIES SMART -  
SWING MOTOR CONTROLLER**

Powered by award-winning technology, the V-Series SMART controller delivers unparalleled functionality, providing the MyCentsys Pro and MyCentsys Remote mobile apps with up-to-the-minute intelligence to provide users with the SMART swing gate access experience.

**MAIN FEATURES**

- Wirelessly connecting to MyCentsys Pro and MyCentsys Remote mobile apps - commission, configure and control with ease
- Onboard multichannel receiver with 1500 remote memory
- Flexible inputs and outputs
- Cutting-edge features and functionality
- Compatible with all V-Series SMART swing gate access solutions
- Fully-sealed plastic housing to provide ingress of dirt and insects

## D5-EVO & D5-EVO LOW-VOLTAGE - DC MOTOR CONTROLLERS

The intelligence behind the tried, trusted and perfected D5-Evo domestic and light-industrial sliding gate operator. This feature-rich controller allows for truly intuitive programming of the operator, with a Setup Wizard guiding the user through the entire commissioning procedure.

The D5-Evo Low-Voltage controller has an input voltage range of 15V - 19V AC, which means that it can be powered using a step-down transformer mounted in the house and fed via inexpensive low-voltage cables.



### MAIN FEATURES

- Fully-sealed plastic housing for controller to prevent ingress of dirt and insects
- Easy setup of controller using LCD interface
- Removable connectors on controller for easy maintenance
- Watchdog IC ensures full and safe operation of controller
- Optional Backup Memory Module allows backing up of all the information that has been set up in the system
- Opening and Closing Safety Beam inputs with Beam Circuit functional test
- High-security cleared beam Autoclose, in conjunction with Safety Beams (PIRAC)
- Break-in and Ambush Alarm (a world first) with configurable outputs via onboard buzzer, Pillar Light Relay, etc.
- Multiple Modes of Operation: Standard Mode, Condominium Mode (multi-user), Reversing Mode, PLC and Deadman Control Mode
- Automatic closing with adjustable time delay, and pushbutton override
- Remote Gate Status Indicator (gate position, power failure, low battery, multiple collision detection and Pillar Light Status indication)
- Pedestrian Opening
- Free-exit facility
- Holiday Lockout – configurable as Emergency Stop
- Courtesy/Pillar Light (adjustable), with pre-delays and two Pre-flashing Modes
- Multiple Operating Profiles to suit region of installation-select between ZA, CE, etc.
- Full configuration of gate operating parameters, including independent gate opening and closing speeds, ramp-up and ramp-down distances and crawl speed
- Positive Close Mode (e.g. ensure activation of electric fence contact switch)
- Onboard multichannel CENTURION code-hopping receiver with the ability to:
  - Learn transmitter buttons to specific functions (e.g. Gate trigger, Pedestrian Opening, Free-exit, Pillar Light Control, Holiday Lockout)
  - Selectively delete specific transmitters that have been lost or stolen
  - Automatically learn transmitters into the system (Autolearn)
  - Automatically delete transmitters that are no longer in use (Delete-Not-Present)
- Integrated ChronoGuard (a world first) with Real Time Clock and Calendar timer offering multichannel time-activated and time-barring functionality
- Auxiliary output can be configured via the ChronoGuard timer to provide timer functionality to external devices, such as security lights, entrance fountain, etc.
- Low-voltage AC or DC input – ideal for sites with no mains power at the gate <sup>1</sup>
- No need to fit costly isolators <sup>1</sup>

<sup>1</sup>. Applies to D-Evo Low-Voltage only

## D10 AND D10 TURBO - DC MOTOR CONTROLLER

The “brains” part of the winning “Brains and Brawn” combination that makes the D10 and D10 Turbo the automatic choice for industrial and commercial applications. CENTURION’s proven 24V DC technology with an intelligent LCD controller with multiple Modes of Operation greatly simplifies setup and diagnostics.



### MAIN FEATURES

- Fully-sealed plastic housing for controller to prevent ingress of dirt and insects
- Easy setup of controller using LCD interface
- Removable connectors on controller for easy maintenance
- Watchdog IC ensures full and safe operation of controller
- Optional Backup Memory Module allows backing up of all the information that has been set up in the system
- Opening and Closing Safety Beam inputs with beam circuit functional test
- High-security cleared beam Autoclose, in conjunction with Safety Beams (PIRAC)
- Break-in and Ambush Alarm (a world first) with configurable outputs via onboard buzzer, Pillar Light Relay, etc.
- Multiple Modes of Operation: Standard Mode, Condominium Mode (multi-user), Reversing Mode, PLC and Deadman Control Mode
- Automatic closing with adjustable time delay, and pushbutton override
- Remote Gate Status indicator (gate position, power failure, low battery, multiple collision detection and Pillar Light Status indication)
- Pedestrian Opening
- Free-exit facility
- Holiday Lockout – configurable as Emergency Stop
- Courtesy/Pillar Light (adjustable), with pre-delays and two Pre-flashing Modes
- Multiple Operating Profiles to suit region of installation – select between ZA, CE, etc.
- Full configuration of gate operating parameters, including independent gate opening and closing speeds, ramp-up and ramp-down distances and crawl speed
- Positive Close Mode (e.g. ensure activation of electric fence contact switch)
- Onboard multichannel CENTURION code-hopping receiver with the ability to:
  - Learn transmitter buttons to specific functions (e.g. Gate trigger, Pedestrian Opening, Free-exit, Pillar Light Control, Holiday Lockout)
  - Selectively delete specific transmitters that have been lost or stolen
  - Automatically learn transmitters into the system (Autolearn)
  - Automatically delete transmitters that are no longer in use (Delete-Not-Present)
- Integrated ChronoGuard (a world first) with Real Time Clock and Calendar timer offering multichannel time-activated and time-barring functionality
- Auxiliary output can be configured via the ChronoGuard timer to provide timer functionality to external devices, such as security lights, entrance fountain, etc.

## RSO5DC - DC MOTOR CONTROLLER

The RSO5DC utilises the same super-intelligent D-Series controller made famous by the D10 sliding gate motor. Incorporating precision position control, easy setup courtesy of an LCD interface and many advanced features, the RSO5DC controller provides a sophisticated roller-shutter automation solution.



### MAIN FEATURES

- Fully-sealed plastic housing for controller to prevent ingress of dirt and insects
- Easy setup of controller using LCD interface
- Removable connectors on controller for easy maintenance
- Watchdog IC ensures full and safe operation of controller
- Optional Backup Memory Module allows backing up of all the information that has been set up in the system
- Opening and Closing Safety Beam inputs with beam circuit functional test
- High-security cleared beam Autoclose, in conjunction with Safety Beams (PIRAC)
- Break-in and Ambush Alarm (a world first) with configurable outputs via onboard buzzer, Pillar Light Relay, etc.
- Multiple Modes of Operation: Standard Mode, Condominium Mode (multi-user), Reversing Mode, PLC and Deadman Control Mode
- Automatic closing with adjustable time delay, and pushbutton override
- Remote Shutter Status indicator (door position, power failure, low battery, multiple collision detection and Pillar Light Status indication)
- Free-exit facility
- Holiday Lockout – configurable as Emergency Stop
- Courtesy/Pillar Light (adjustable), with pre-delays and two Pre-flashing Modes
- Multiple Operating Profiles to suit region of installation – select between ZA, CE, etc.
- Full configuration of shutter operating parameters, including independent shutter opening and closing speeds, ramp-up and ramp-down distances and crawl speed
- Positive Close Mode
- Onboard multichannel CENTURION code-hopping receiver with the ability to:
  - Learn transmitter buttons to specific functions (e.g. Shutter trigger, Pedestrian Opening, Free-exit, Pillar Light Control, Holiday Lockout)
  - Selectively delete specific transmitters that have been lost or stolen
  - Automatically learn transmitters into the system (Autolearn)
  - Automatically delete transmitters that are no longer in use (Delete-Not-Present)
- Integrated ChronoGuard (a world first) with Real Time Clock and Calendar timer offering multichannel time-activated and time-barring functionality
- Auxiliary output can be configured via the ChronoGuard timer to provide timer functionality to external devices, such as security lights, entrance fountain, etc.



### V-SERIES CONTROLLER - DC MOTOR CONTROLLER

There is virtually no limit to the capabilities of our swing gate operators; combining industry-leading functionality, world-class reliability and ease of installation, CENTURION swing gate operators truly are in a league of their own, with an intelligent logic controller.



#### MAIN FEATURES

- Separate weatherproof housing for dual-channel controller, battery and charger
- Fully-sealed plastic housing for controller to prevent ingress of dirt and insects
- Easy setup of controller using LCD user interface
- Removable connectors on controller for easy maintenance
- Watchdog IC ensures full and safe operation of controller
- Onboard multichannel CENTURION code-hopping receiver with the ability to:
  - Learn transmitter buttons to specific functions (e.g. Gate trigger, Pedestrian Opening, Free-exit, Pillar Light Control, Holiday Lockout)
  - Selectively delete specific transmitters that have been lost or stolen
- Multiple Modes of Operation, including Standard Mode and Condominium Mode (multi-user)
- Full configuration of gate opening parameters, including independent gate opening and closing speeds, ramp-up and ramp-down distances and end-of-travel crawl distance
- Automatic Closing with adjustable time, pushbutton override and selectable according to gate status
- Selectable leaf delay on either gate leaf
- Advanced Positive Close Mode ensuring the gate remains closed in a secure, rigid position
- Multiple Operating Profiles to suit region of installation – select between ZA, CE, etc.
- Pedestrian Opening (adjustable opening and Autoclose time)
- Remote Gate Status Indicator (gate position, power failure, low battery, multiple collision detection and Pillar Light status indication)
- Courtesy/Pillar Light Timer with adjustable time
- Fully configurable pre-delays with Pre-flashing Modes
- Opening and Closing Safety Beam inputs with beam circuit functional test
- High-security cleared-beam Autoclose in conjunction with Safety Beams (PIRAC)
- Break-in and Ambush Alarms (a world first) with configurable outputs via onboard buzzer, Pillar Light Relay, etc.
- Free-exit facility
- Advanced solenoid or magnetic gate-lock release pulse


## SECTOR II / CLAWS - DC CONTROLLER

Residing comfortably and conveniently at the top of the barrier enclosure, the SECTOR II controller puts all the industry-leading features and functionality of our celebrated traffic barrier at the installer's fingertips.



### MAIN FEATURES

- Fully-sealed plastic housing for controller to prevent ingress of dirt and insects
- Easy setup of controller using LCD interface
- Removable connectors on controller for easy maintenance
- Watchdog IC ensures full and safe operation of controller
- Optional Backup Memory Module allows backing up of all the information that has been set up in the system
- Standard plug-in bases pre-configured for approved 12V DC closing and free-exit inductive loop detectors
- Adjustable and removable controller mounting tray for easy wiring and commissioning
- Barrier Raise and Lower inputs
- Memory and non-memory barrier activation
- Onboard multichannel CENTURION code-hopping receiver with the ability to:
  - Learn transmitter buttons to specific functions (e.g. Memory Input, Non-memory Input, Barrier Raise, Barrier Lower, Holiday Lockout)
  - Selectively delete specific transmitters that have been lost or stolen
  - Automatically learn transmitters into the system (Autolearn)
  - Automatically delete transmitters that are no longer in use (Delete-Not-Present)
- Full configuration of barrier operating parameters including independent pole raise and lowering speeds, ramp-up and ramp-down angles
- Automatic lowering
- Multiple Operating Profiles to suit region – select between ZA, CE, etc.
- Multichannel controller with integrated ChronoGuard timer technology (a world first):
- Free-exit facility
- Remote boom pole status indicator (pole position, power failure, low battery, multiple collision detection and security light status indication)
- Courtesy/Pillar Light Timer with adjustable duration
- Fully configurable pre-delays with Pre-flashing Modes
- Safety/Closing Beam input with Beam Circuit function test
- Lock/Emergency Stop input
- Ticket Vend Interlock which enables connectivity to a ticket vending machine



#### MEMORY MODULE - BACKUP MEMORY MODULE

Product Code: PCA12201V1.0 (for D-Series Controllers); CP108 (for SMARTGUARD and SMARTGUARDair keypad); PCA11667V1 (for Lattice Controller)

Available in three versions, the Memory Module is used to create a backup of the onboard memory of all D-Series and SECTOR II / CLAWS controllers (except V-Series), SMARTGUARD and SMARTGUARDair keypads, and the Lattice controller. During a backup, the entire memory of the controller is backed up, including all settings and remote controls. In the case of the D-Series controllers equipped with ChronoGuard, all Time-periods that have been set, will also be backed up. This backup can then be used to restore the memory contents in the event that the controller has to be replaced.



#### CP76 - RELAY RECTIFIER PCB

Product Code: CP76

A useful and versatile card which can be used in many access control applications. Its purpose is to convert a 12V AC or DC voltage signal to a potential-free (voltage-free) contact.

Typical applications include:

- Converting the 12V AC output signal from an intercom (that is normally used for powering a strike lock), into a voltage-free contact that can be used to trigger a gate operator, a garage door operator, etc.
- Converting the open-collector outputs found on the CENTURION SupaSMART, SupaNOVA, SMARTGUARDair keypad, SOLO or Lattice proximity tag reader to a potential-free contact



#### CP107 - BATTERY SAVER MODULE

Product Code: CP107

The CP107 is designed to prevent your 12V lead-acid battery from going below 10.6V during a mains power failure. Should the battery voltage drop to 10.6V during a mains power failure, the CP107 automatically disconnects the battery from the load circuitry. Once mains power is restored the battery saver automatically resets, allowing your battery to recharge to full capacity.

The CP107 is supplied with colour-coded wiring and pre-attached lugs, making it quick and easy to connect to any 12V system. Once connected, the CP107 is small enough to be tucked away inside the various CENTURION enclosures.



#### CP78 - MULTI-LED DRIVER PCB

Product Code: CP78

The CP78 can be used to power multiple LEDs connected in parallel, and can also be employed for interlocking two operators. Most controllers provide only 4.5V on the LED output and can therefore power a maximum of three LEDs; however, the CP78 uses 12V DC to switch a relay via a transistor input and can provide power to an unlimited number of LEDs. This is especially useful in multi-user intercom applications comprising numerous handsets, where each handset requires a gate status LED.




#### CP79V2 - UNIVERSAL TIMER BOARD/PULSE-STRETCHER

Product Code: CP79V2

This is a handy timer card, which can be used in many access control applications. A trigger input will latch the output for a variable time.

Typical applications include:

- Activating a continuous door strike
- Releasing a magnetic lock
- Driving a cooling fan
- Pillar Lights
- Alarms



#### PLUG-IN SURGE PROTECTOR

Product Code: CL12-00370

Protect your gate motor's electronics by fitting a mains supply surge limiter upstream. The CL12 'clamps' high voltages and offers effective protection against lightning and power surges.



# IT ALL BEGAN OVER 30 YEARS AGO

Let's reflect on some of the crowning achievements and watershed moments that line the path of our more than three decade-long story

**1986** A company is born. But not just any company, one that would go on to embody the very essence of the proud Roman warrior from which it borrows its name. With their sails to the wind, the journey is begun by Pat and Anne Dickens. Pat's main order of business during these early days is the sale and service of UPSs, with gate automation being done part-time with another great Roman warrior – Richard Rohman, that is.

**1987** As the old adage states, 'You just can't keep a good man down', and the same proves to be true about a good idea because, in 1987, Centurion Systems starts the manufacture of gate automation, with Richard Rohman joining full-time as Marketing Director. The first gate controller, the CP3-111 is sold with a ground-mounted rotary swing gate operator.

**1988** The first pedestal-mounted rotary swing gate operator – the AUTO MATE – is released.

**1989** The first sliding gate operator – SUPA SLIDA – is released. Pat and Co. start spreading their wings and prove to the world that they are truly the Automatic Choice by starting to sell to other markets in South Africa.

**1990** A new decade heralds a new premises, with Centurion Systems renting a 200m<sup>2</sup> factory and 60m<sup>2</sup> office. 1990 also sees the launch of the AUTO MATE's big brother – the MAXI MATE – a rotary swing gate operator for light industrial applications.

**1991** A new addition to the Centurion Systems family comes in the form of Ian Tingle, who is tasked with developing the production facility. He is now the Production Director. Not satisfied with just one new addition, Centurion Systems also introduces the entry level sliding gate operator

known as the MINI SLIDA.

**1992** With innovation and technological advancement being the names of the game, Ian 'Roz' Rozowsky – now the R&D Director – joins Centurion Systems to head up product development. He proves to be invaluable as the first microprocessor-based controller for AC motors – the CP90 – is introduced.

**1993** The very first branch is opened in Pinetown, Kwazulu Natal. The first microprocessor-based controller for DC motors – the CP77 – as well as Centurion Systems' very own DC traffic barrier – the CENTRY – is also released during this particularly fruitful year.

**1994** Like any healthy 8-year old, Centurion Systems soon grows too big for its confines and we start building our own 800m<sup>2</sup> factory and 400m<sup>2</sup> office in Kya Sands. The cost-effective motor controller for gate operators, known as the CP87, is developed proving that Centurion Systems has

1986

1987

1988

1989

1990

1991



**2004** A battery backup module DC converter is developed for the A10, keeping it fully operational during those pesky brownouts. The upgraded rotary swing gate operator for light-industrial applications, the R5, is launched.

**2005** Blending simplicity, style and functionality has been a Centurion Systems trademark from the very beginning, and nowhere is this more evident than in the two-wire CENTURION INTERCOM SYSTEM, first unveiled in 2005. The D3 and D5 are upgraded, and a Bootloader Interface Device is added.

**2006** Technology is an ever-changing, ever-evolving field and Centurion Systems encapsulated this basic truth with the introduction of the SOLO and Lattice proximity access control systems. This was, however, only a fraction of the mammoth achievements yielded in 2006, with another branch opening in Observatory, Cape Town and the release of the CP93 dual AC controller.

**2007** The VECTOR is added to our swing gate motor range. Its revolutionary design earns the DISA prototype excellence award.

**2008** Centurion Systems develops a new controller utilising a user-friendly LCD interface to

facilitate easy setup and diagnostics, and upgrades the VECTOR operator. Ergo, the VECTOR2 is born.

**2009** Another busy year for Centurion Systems with a sixth branch opening in Bloemfontein and new sliding gate operators are released – D5-Evo and D10, which boast onboard LCD interfaces. The SECTOR high-volume traffic barrier with onboard LCD controller and ChronoGuard (a world first) timer technology is released. Even the colossal factory at 148 Epsom drive couldn't contain the constantly-growing Centurion Systems family for long, and we move to 15700m<sup>2</sup> premises.

**2010** The D2 Turbo, an affordable sliding gate operator for light gates, is launched and Centurion Systems is named as an IFSEC UK finalist for the D10. Once again, the competition is blown out of the water with the introduction of the G-SWITCH-22 and its associated web interface, G-WEB. A new branch is opened in the windy city, Port Elizabeth.

**2011** Innovation, innovation, innovation sums up 2011 perfectly, with Centurion Systems further raising the bar in the world of access control and gate automation. The speedy D2 Turbo is launched and summarily becomes a finalist at the IFSEC UK security exposition in Birmingham, England. We also give traffic barriers CLAWS (our own range

of barrier spikes), develop a barrier fence – called TRAPEX – for the SECTOR barrier, and answer the prayers of installers with the SMARTGUARDair – a completely wireless keypad. And, finally, we took all the pain out of installing ground loops with our own range of loop detectors.

**2012** Centurion Systems takes automated gate safety to the next level with the introduction of Photon photocells. Featuring a wireless transmitter for easy installation and effortless alignment, Photon has become the installer's best friend and has made gate safety achievable and affordable for homeowners.

**2013** We expand our GSM range to include two brand new GSM devices. For the very first time, we introduce low-voltage variants of our popular D2 Turbo and D5-Evo sliding gate motors for the DIY market. A growing team and increased operational capabilities necessitate the moving of the Nelson Mandela Bay branch to bigger headquarters.

**2014** We are into the Year of the Horse and there is a palpable sense of excitement around the office. The electricity in the air, the twinkle in the eyes of our engineers, it can only mean one thing: Something big is coming... Watch. This. Space! With 28 years of innovation, company growth

1999  
2000

2001  
2003

2004  
2006

2007 2008

2011

2013





# AND HERE WE ARE TODAY



the client's best interests – and bank accounts – at heart.

**1995** 1995 sees Centurion Systems opening a branch in the Far East (well, Johannesburg's Far East, anyway). This is the year that the Bokke take home the World Cup and Team Centurion Systems aren't resting on their laurels, either, with the advanced single motor controller for AC motors – the CP91 – being released.

**1996** The sliding gate operator that is still a Centurion Systems staple even today – the revolutionary D5 – is launched and is the first motor in the world to use a polymer injection-moulded gearbox. Barely a year after opening the Jet Park branch, a third branch is opened in Menlyn, Pretoria.

**1997** We develop our own set of remote controls – the aptly-titled SMART range – which is unique for its self-learning technology, as well as the CP79

generic timer board.

**1998** Safety – specifically when it comes to gate automation – has always been one of Centurion Systems' main priorities and we live this philosophy by developing our own infrared safety beams, the i5. We introduce a sliding gate operator for lighter gates, known as the D3.

**1999** Three innovative new products is launched in 1999, namely the CENTOR high-volume automatic traffic barrier, the CENTINEL manual traffic barrier and the SupaSMART multi-user receiver.

**2000** The new millennium – sees Centurion Systems outgrowing its bounds and this time building a new 1800m<sup>2</sup> factory and 1400m<sup>2</sup> office in North Riding


One of our brilliant engineers develops the CP107 battery-saving module.

**2001** The Lowveld is the site of Centurion Systems'

next branch, with the fourth branch being opened in Nelspruit. A plethora of new products see the light during the course of this year, including the SMARTGUARD access control keypad and a brand new range of remote controls – the Classic, SMART2 and NOVA, the latter of which uses revolutionary code-hopping technology. Centurion Systems receives the coveted SABS Design Institute award for design excellence.

**2002** A unique data logging and time-barring module for keypads and remotes – the ChronoLog – is developed as well as the R3 rotary swing gate operator.

**2003** A further 4500m<sup>2</sup> is added to the North Riding factory and the mighty A10 industrial sliding gate operator, unique for its use of a custom-made inverter to drive a single-phase operator, is released. It remains a favourite for its ability to carry massive loads and work tirelessly without a limited duty cycle.



and more than a few fond memories behind us, we feel rather confident that Centurion Systems will continue to be the Automatic Choice for generations to come!

**2015** Ushers in a new era in multi-user access control with the release of the revolutionary SupaHelix access control and monitoring system. Stylish, robust and with a nod to the home automation devices that inspired its design, the SupaHelix is a complete visitor management toolkit and the vanguard of the sexy technology trend that CENTURION would follow with the release of products like VERT-X and VANTAGE, released the same year.

**2016** The crowning of the heir to the throne of access automation marks 2016. A direct descendant of its predecessor, and yet superior in so many ways, the SECTOR II is sleeker, harder, better, and has been adorned with a crown as is befitting a king. In addition, its improved structural rigidity means that the SECTOR II will always stand firm and tall, the very picture of access automation royalty. Later in the year, the NOVA remote – loved and trusted the world over – gets a makeover and now sports a modern carbon look and durable silicone buttons built to withstand a life time of pressing. History is made as CENTURION becomes

part of global access automation powerhouse FAAC S.p.A.

**2017** Centurion Systems hosts the inaugural Access Automation Expo, bringing together distributors and installers from across Gauteng for an event unlike any other the security industry has ever seen. The event is used as a springboard to launch CENTURION's innovative ULTRA range of GSM solutions to massive acclaim from the market.

**2018** A versatile wireless solution marks CENTURION's first bold step into the world of home automation. The full solution is composed of three unique CENTURION offerings, namely the G-ULTRA GSM device, the G-REMOTE mobile app and the brand new WiZo-Link wireless input/output module. The convergence of these three powerful technologies enable users to create a highly robust and ultra-secure wireless network that can be used to monitor and control virtually anything - wirelessly!

**2019** CENTURION takes home the Securex SA 2019 award for the best social media campaign, and we also use the event to introduce our extended commercial range which includes turnstiles, traffic bollards and a premium range of door automation solutions.

**2020** A banner year for CENTURION as we introduce the D5 SMART: a gate motor that is the very embodiment of our brand essence of making lives easier. Combining futuristic technology with the user-friendly design that has become the hallmark of CENTURION's gate automation solutions, the D5 SMART is equal parts sophistication and simplicity. A smart product with wireless convenience!

**2021** CENTURION launches the complete SMART series at a landmark virtual event, unveiling the D-Series SMART gate motor range as well as the SDO4 SMART garage door motor and Photon SMART fully wireless beams.

**2022** The state-of-the-art SDO4 SMART garage access solution takes centre-stage, enabling homeowners to enjoy uninterrupted security and convenience thanks to reliable battery-driven technology, while simultaneously providing the highest level of comfort with its smooth, whisper-quiet movement.

**2024** CENTURION launches the simple but robust and SMART series, the D3 SMART and D5-EVO SMART domestic range together with a robust aesthetically appealing G-SPEAK ULTRA Metal Gate station








## OUR DIGITAL AND ONLINE BRAND PRESENCE AND SUPPORT

### WEBSITE

- Landing pages in French, Spanish, Portuguese and Thai
- Access to product documentation, comparison charts and diagnostic guides
- Device software
- G-WEB PLUS interface for administering CENTURION GSM devices
- Massive library of useful articles
- <http://www.centsys.com>

### SUPPORT

- Dedicated technicians, unrivalled backup support and friendly and efficient sales personnel
- Technical support in all official languages, as well as French, Spanish and Portuguese
- Call centre operates 7am to 6pm (GMT +2), Monday to Friday and 8am to 4:30pm (GMT +2) on Saturdays
- Newly-launched WhatsApp line for quick, professional and efficient sales, service and support



## SOCIAL MEDIA

- "Like" our Facebook page ([www.facebook.com/centurionsystems](http://www.facebook.com/centurionsystems)) and follow us on Twitter (@askCenturion) for all the exciting company news, launches, roadshows, competitions as well as technical and sales support
- Subscribe to our YouTube channel for access to an extensive library of how-to videos and tutorials
- Interesting and innovative installations from around the world, including unusual uses of CENTURION products
- Are you on our YouTube channel? Showcase your installations!

## MYCENTSYS PRO APP

- MyCentsys Pro has an integrated chat function and manuals and diagrams, as well as the SMART TV YouTube channel with in-depth video tutorials

## NEWSLETTER

- Fantastic way of staying abreast of company news, developments, events and functions, new products and enhancements to existing range



**Connect with us on**

 [facebook.com/CenturionSystems](https://facebook.com/CenturionSystems)

 [YouTube.com/CenturionSystems](https://YouTube.com/CenturionSystems)

 [Twitter@askCenturion](https://Twitter@askCenturion)

 [Instagram@centurion.systems](https://Instagram@centurion.systems)

Newsletter subscription: [www.centsys.com/Subscribe](http://www.centsys.com/Subscribe)

**[www.centsys.com](http://www.centsys.com)**

**Sharecall 0860 CENTURION (0860 236 887)  
+27 11 699 2400**

**Sharecall Technical Support 0861 003 123  
+27 11 699 2481  
from 07h00 to 18h00 (GMT+2)**

**Sharecall numbers applicable when dialled  
from within South Africa only**

The products depicted are for illustrative purposes only. Actual products may differ.

**E&OE. Centurion Systems (Pty) Ltd. reserves the right to change any product without prior notice.**

All product and brand names in this document that are accompanied by the ® symbol are registered trademarks in South Africa and/or other countries, in favour of Centurion Systems (Pty) Ltd, South Africa. The Centurion Systems logo, all product and brand names in this document that are accompanied by the TM symbol are trademarks of Centurion Systems (Pty) Ltd, in South Africa and other territories; all rights are reserved.

We invite you to contact us for further details.