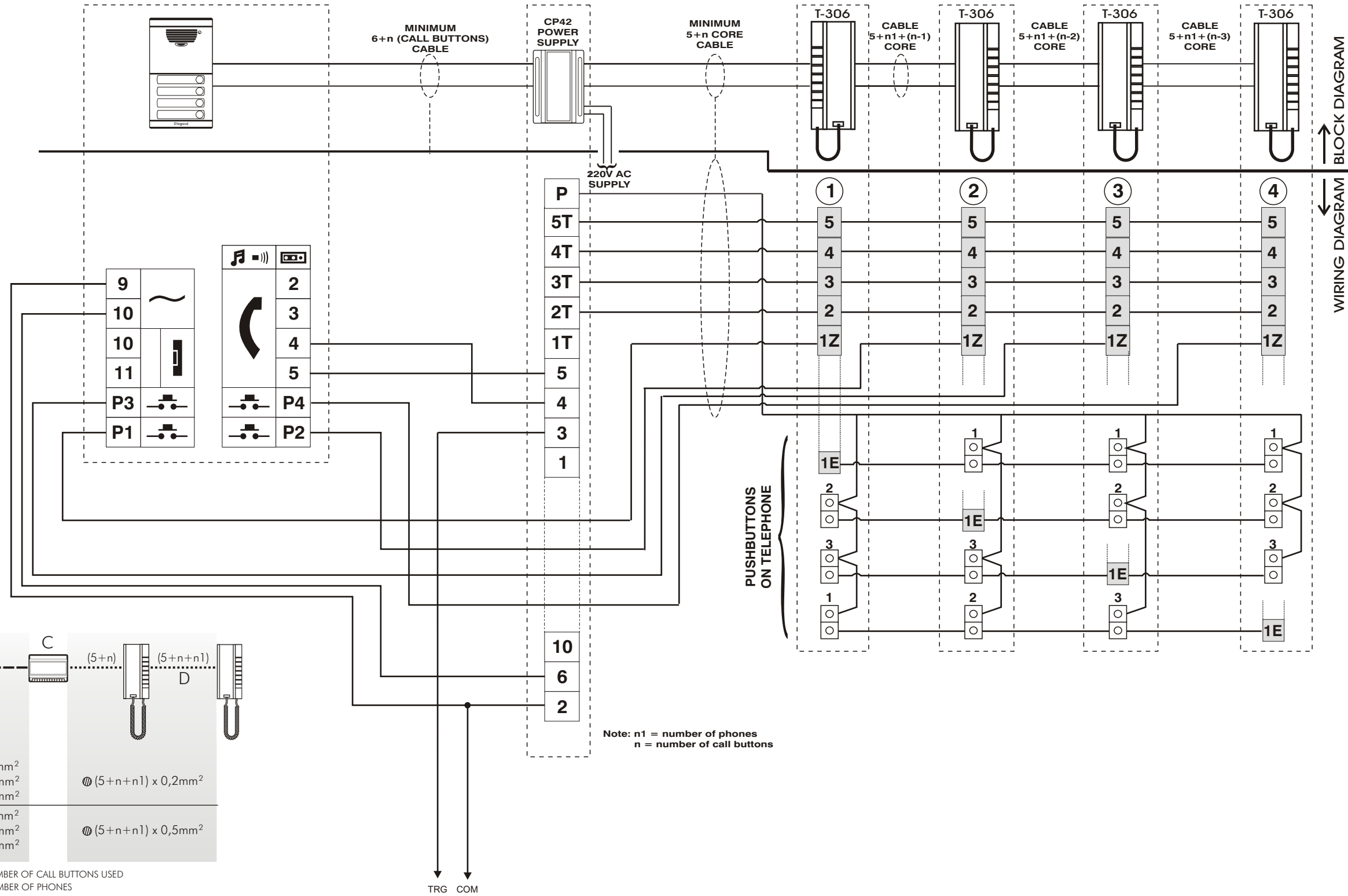
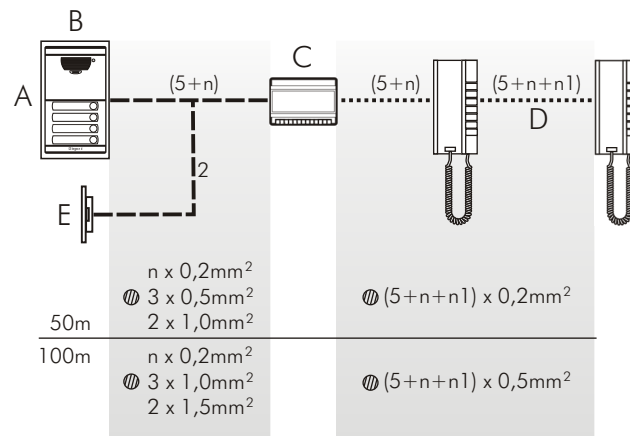




# Series 7



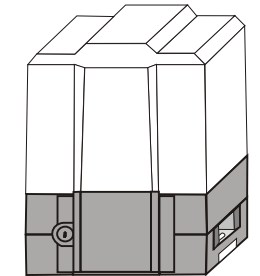
↑ BLOCK DIAGRAM  
↓ WIRING DIAGRAM



Note: n1 = number of phones  
n = number of call buttons

## intercommunicating kits

DESCRIPTION	CODE
A - FLUSH MOUNT PANEL, 4 BUTTON	LEGD365064
B - SURFACE BOX:	
MILD STEEL	LEGD1SUR2M
STAINLESS STEEL	LEGD1SUR2S
C - POWER SUPPLY	CP42
D - TELEPHONE:	
MULTIFUNCTION T306	90306
E - DOOR OPENER:	
NON-LATCHING	E5600
LATCHING	E5610
or GATE RELEASE (POTENTIAL FREE)	



- Call confirmation at gate station • Electronic call at phone
- Separate call for intercommunication • Maximum of seven phones in the system.

NOTE 1 Select the chime type in the sound unit.  
 Left jumper: electronic  
 NOTE 2 The jumper is fitted to the left hand pins to ensure correct chime function