




1. Open the DC Converter Enclosure.
2. Remove the fasteners holding the perspex protective cover in place.




3. Remove the perspex cover.




4. Connect the black wire of the capacitor harness to the "Gnd" termination on the DC Converter PCB.



5. Connect the yellow wire of the capacitor harness to the Earth termination in the Converter Enclosure.



6. Position the Capacitor in the bottom right hand corner of the Converter Enclosure.



7. Replace the perspex cover, and close the Converter Enclosure.